

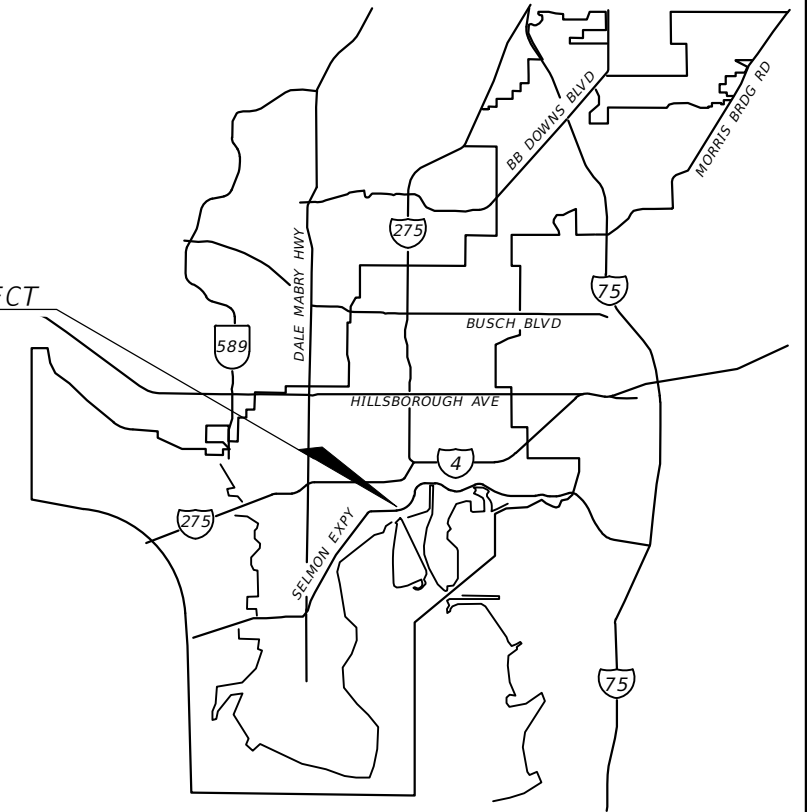
**CITY OF TAMPA
MOBILITY DEPARTMENT**

CONTRACT PLANS

FINANCIAL PROJECT ID 439476-4-58-01
(FEDERAL FUNDS)

E/W GREEN SPINE CYCLE TRACK -
PH. 3C FROM 13TH AVE. TO 21ST AVE.

LOCATION OF PROJECT



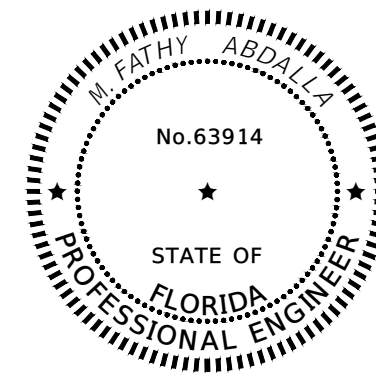
INDEX OF SIGNING AND PAVEMENT MARKING PLANS

SHEET NO.	SHEET DESCRIPTION
S-1	KEY SHEET
S-2	TABULATION OF QUANTITIES
S-3	SIGNING AND PAVEMENT MARKING DETAILS
S-4	GENERAL NOTES
S-5 THRU S-9	SIGNING AND MARKING PLANS

SIGNING AND PAVEMENT MARKING PLANS

FINAL SUBMITTAL
SEPTEMBER 24, 2021

THIS ITEM HAS BEEN DIGITALLY SIGNED
AND SEALED BY



ON THE DATE ADJACENT TO THE SEAL

PRINTED COPIES OF THIS DOCUMENT ARE
NOT CONSIDERED SIGNED AND SEALED
AND THE SIGNATURE MUST BE VERIFIED
ON ANY ELECTRONIC COPIES.

KISINGER CAMPO & ASSOCIATES CORP.
201 N FRANKLIN ST, SUITE 400,
TAMPA, FL 33602
FATHY ABDALLA, P.E. NO. 63914

CITY OF TAMPA PROJECT MANAGER:

NINA S. MABILLEAU E.I.

CONSTRUCTION CONTRACT NO.	FISCAL YEAR	SHEET NO.
21-C-00022	2021	S-1

THE OFFICIAL RECORD OF THIS SHEET IS THE ELECTRONIC FILE DIGITALLY SIGNED AND SEALED UNDER RULE 61G15-23.004, F.A.C.

TABULATION OF QUANTITIES

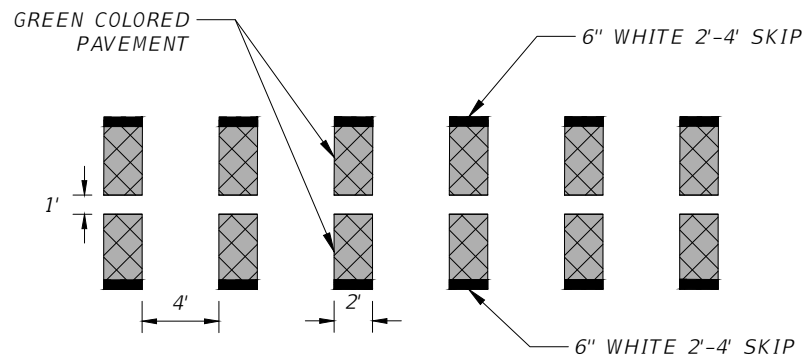
PAY ITEM NO.	DESCRIPTION	UNIT	SHEET NUMBERS																TOTAL THIS SHEET		GRAND TOTAL	
			15TH STREET FROM 13TH AVE TO 21ST STREET																			
			S-5		S-6		S-7		S-8		S-9						PLAN	FINAL	PLAN	FINAL		
			PLAN	FINAL	PLAN	FINAL	PLAN	FINAL	PLAN	FINAL	PLAN	FINAL	PLAN	FINAL	PLAN	FINAL						
523-1-3	PATTERNED PAVEMENT, INCLUDING GREEN BIKE LANES	SY			70		58											128				
654-2-21	RECTANGULAR RAPID FLASHING BEACON, FURNISH & INSTALL- SOLAR POWERED, COMPLETE SIGN ASSEMBLY- SINGLE DIRECTION	AS			2													2				
700-1-11	SINGLE POST SIGN, F&I GROUND MOUNT, UP TO 12 SF	AS	1		6		2		1									10				
700-1-12	SINGLE POST SIGN, F&I GROUND MOUNT, 12-20 SF	AS					1											1				
700-1-18	SINGLE POST SIGN, F&I GROUND MOUNT, IN-STREET FLEXIBLE POST SIGN	AS	1		4		3											8				
700-1-50	SINGLE POST SIGN, RELOCATE	AS					4		2									6				
700-1-60	SINGLE POST SIGN, REMOVE	AS			2		5		1									8				
705-11-3	DELINEATOR, FLEXIBLE HIGH VISABILITY MEDIAN	EA	1		9		5											15				
710-90	PAINTED PAVEMENT MARKINGS, FINAL SURFACE	LS																				
*	RAISED PAVEMENT MARKER, TYPE B	EA	2		8		30		50									90				
*	PAINTED PAVEMENT MARKINGS, STANDARD, WHITE, SOLID, 6"	GM			0.123		0.185		0.227		0.127							0.662				
*	PAINTED PAVEMENT MARKINGS, STANDARD, WHITE, SOLID FOR INTERCHANGE AND URBAN ISLAND, 8"	GM			0.003		0.003		0.069		0.040							0.115				
*	PAINTED PAVEMENT MARKINGS, STANDARD, WHITE, SOLID FOR CROSSWALK AND ROUNDABOUT, 12"	LF			68		510				174							752				
*	PAINTED PAVEMENT MARKINGS, STANDARD, WHITE, SOLID FOR DIAGONAL OR CHEVRON, 18"	LF					9		182		116							307				
*	PAINTED PAVEMENT MARKINGS, STANDARD, WHITE, SOLID FOR STOP LINE OR CROSSWALK, 24"	LF	4		119		617		38		188							966				
*	PAINTED PAVEMENT MARKINGS, STANDARD, WHITE, SKIP, 10-30 OR 3-9 SKIP, 6" WIDE	GM	0.023		0.106		0.045				0.061							0.235				
*	PAINTED PAVEMENT MARKINGS, STANDARD, WHITE, 2-4 DOTTED GUIDELINE, 6"	GM			0.151		0.104											0.255				
*	PAINTED PAVEMENT MARKINGS, STANDARD, WHITE, MESSAGE OR SYMBOL	EA	2		8		10											20				
*	PAINTED PAVEMENT MARKINGS, STANDARD, WHITE, ARROWS	EA	2		8		11											21				
*	PAINTED PAVEMENT MARKINGS, STANDARD, YELLOW, SOLID, 6"	GM	0.028		0.049		0.077		0.032		0.008							0.194				
*	PAINTED PAVEMENT MARKINGS, STANDARD, YELLOW, SOLID FOR DIAGONAL OR CHEVRON, 18"	LF	138		288		42											468				
*	PAINTED PAVEMENT MARKINGS, STANDARD, YELLOW, SKIP, 6"	GM	0.018		0.059		0.045											0.122				
*	PAINTED PAVEMENT MARKINGS, STANDARD, YELLOW, ISLAND NOSE	SF	4		25		15											44				
711-11-123	THERMOPLASTIC, STANDARD, WHITE, SOLID, 12" FOR CROSSWALK AND ROUNDABOUT	LF			68		510				174							752				
711-11-124	THERMOPLASTIC, STANDARD, WHITE, SOLID, 18" FOR DIAGONALS AND CHEVRONS	LF					9		182		116							307				
711-11-125	THERMOPLASTIC, STANDARD, WHITE, SOLID, 24" FOR STOP LINE AND CROSSWALK	LF	4		119		107		38		28							294				
711-11-141	THERMOPLASTIC, STANDARD, WHITE, 2-4 DOTTED GUIDELINE/ 6-10 GAP EXTENSION, 6"	GM			0.151		0.104											0.255				
711-11-160	THERMOPLASTIC, STANDARD, WHITE, MESSAGE OR SYMBOL	EA					3											3				
711-11-170	THERMOPLASTIC, STANDARD, WHITE, ARROW	EA	2		8		11											21				
711-11-224	THERMOPLASTIC, STANDARD, YELLOW, SOLID, 18" FOR DIAGONAL OR CHEVRON	LF	138		288		42											468				
711-14-125	THERMOPLASTIC, PREFORMED, WHITE, SOLID, 24" FOR CROSSWALK	LF					510				160							670				
711-14-160	THERMOPLASTIC, PREFORMED, WHITE, SYMBOL (BIKE)	EA	2		8		7											17				
711-16-101	THERMOPLASTIC, STANDARD-OTHER SURFACES, WHITE, SOLID, 6"	GM			0.123		0.185		0.227		0.127							0.662				
711-16-102	THERMOPLASTIC, STANDARD-OTHER SURFACES, WHITE, SOLID, 8"	GM			0.003		0.003		0.069		0.040							0.115				
711-16-131	THERMOPLASTIC, OTHER SURFACES, WHITE, SKIP, 6", 10-30 SKIP OR 3-9 LANE DROP	GM	0.023		0.106		0.045		0.108		0.061							0.343				
711-16-201	THERMOPLASTIC, STANDARD-OTHER SURFACES, YELLOW, SOLID, 6"	GM	0.028		0.049		0.077		0.032		0.008							0.194				
711-16-202	THERMOPLASTIC, STANDARD-OTHER SURFACES, YELLOW, SOLID, 8"	GM					0.003											0.003				
711-16-231	THERMOPLASTIC, STANDARD-OTHER SURFACES, YELLOW, SKIP, 6", 3-9 SKIP	GM	0.018		0.059		0.045											0.122				

* THESE QUANTITIES ARE PAID FOR UNDER PAINTED PAVEMENT MARKINGS (FINAL SURFACE), LUMP SUM - ITEM NO. 710-90. THE QUANTITIES SHOWN ARE FOR ONE APPLICATION; SEE SPECIFICATION 710 FOR THE NUMBER OF APPLICATIONS REQUIRED.

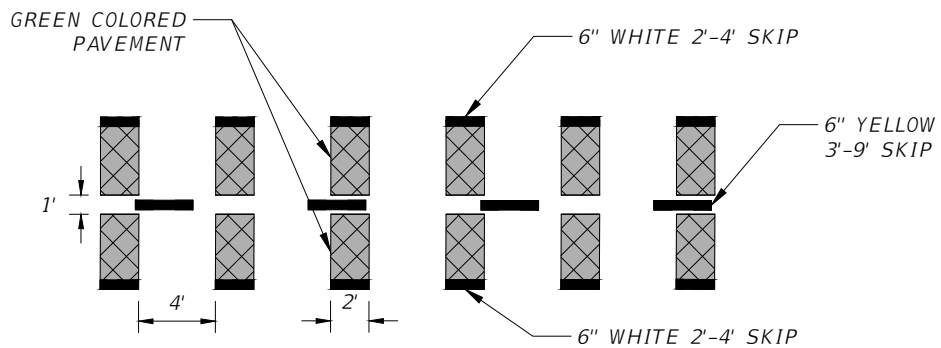
REVISIONS				KISINGER CAMPO & ASSOCIATES CORP. 201 N FRANKLIN ST, SUITE 400, TAMPA, FL 33602 ENGINEER OF RECORD: FATHY ABDALLA, P.E. NO: 63914	CITY OF TAMPA MOBILITY DEPARTMENT			SHEET NO. S-2
DATE	DESCRIPTION	DATE	DESCRIPTION		ROAD NO.	COUNTY	PROJECT DESIGN NO.	
						HILLSBOROUGH	21-C-00022	

TABULATION OF QUANTITIES

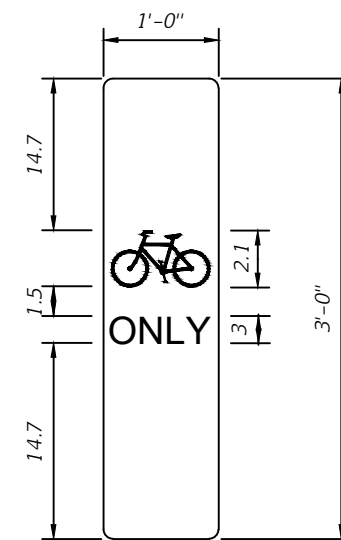
THE OFFICIAL RECORD OF THIS SHEET IS THE ELECTRONIC FILE DIGITALLY SIGNED AND SEALED UNDER RULE 61G15-23.004, F.A.C.



TYPICAL INTERSECTION BIKE CROSSING DETAIL
(PAY ITEM 523-1-3)
(NTS)



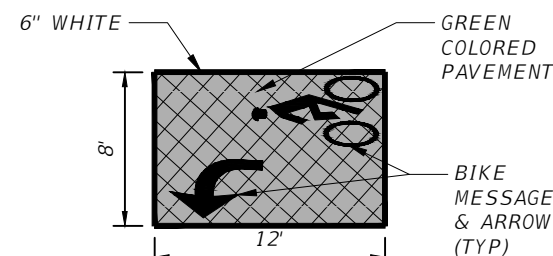
TYPICAL DRIVEWAY BIKE CROSSING DETAIL
(PAY ITEM 523-1-3)
(NTS)



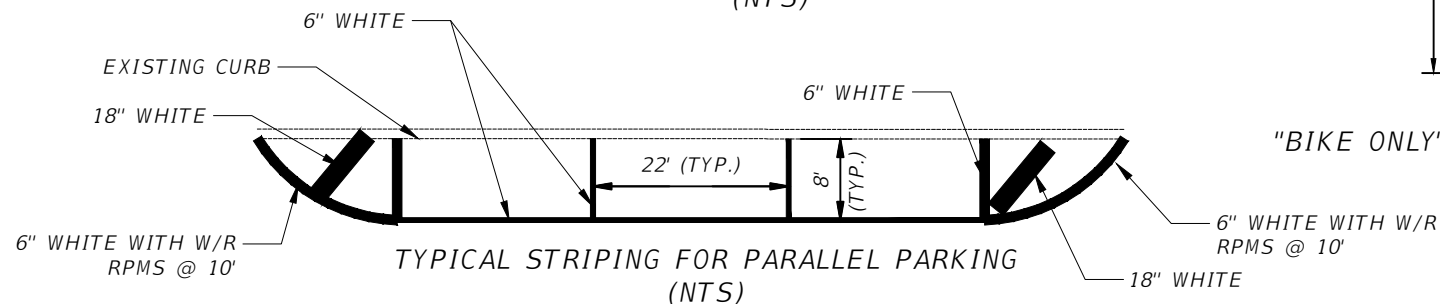
SIGN GM-1
"BIKE ONLY" SYMBOL SIGN DETAIL
(NTS)

FABRICATE SPECIAL 12"X36" "BIKE ONLY" SYMBOL SIGN ON REFLECTING SHEETING AND AFFIX IT TO THE REFLECTIVE SHEETING AREA ON THE FACE OF THE FLEXIBLE VERTICAL PANEL. SIGN PANEL SHALL BE WHITE SIGN WITH BLACK LEGEND.

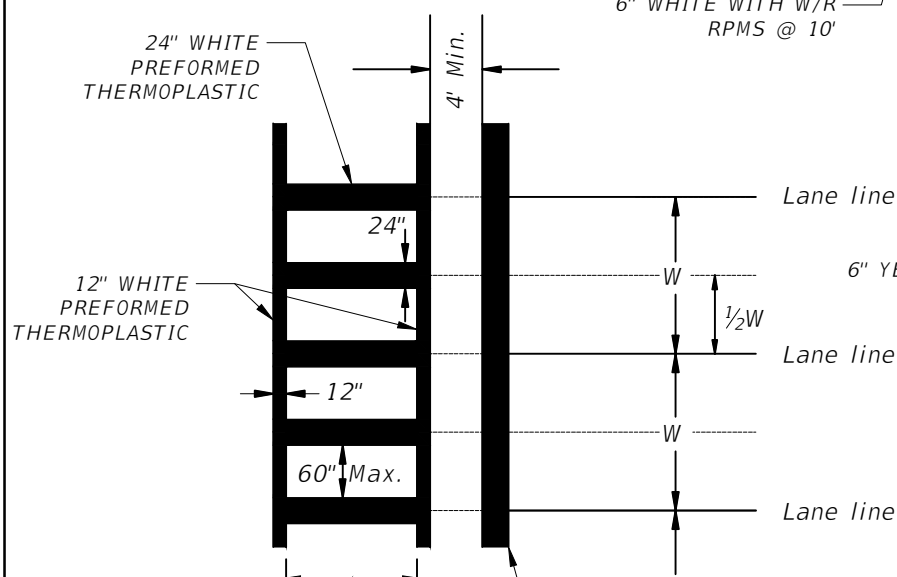
ALL COSTS ASSOCIATED WITH THE FABRICATION AND INSTALLATION OF THIS SIGN AND MOUNTING SHALL BE INCLUDED IN PAY ITEM 700-1-18.



TYPICAL 2-STAGE BIKE BOX DETAIL
(NTS)

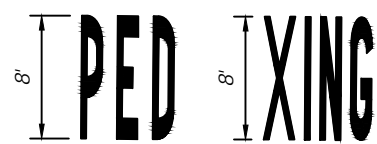


TYPICAL STRIPING FOR PARALLEL PARKING
(NTS)

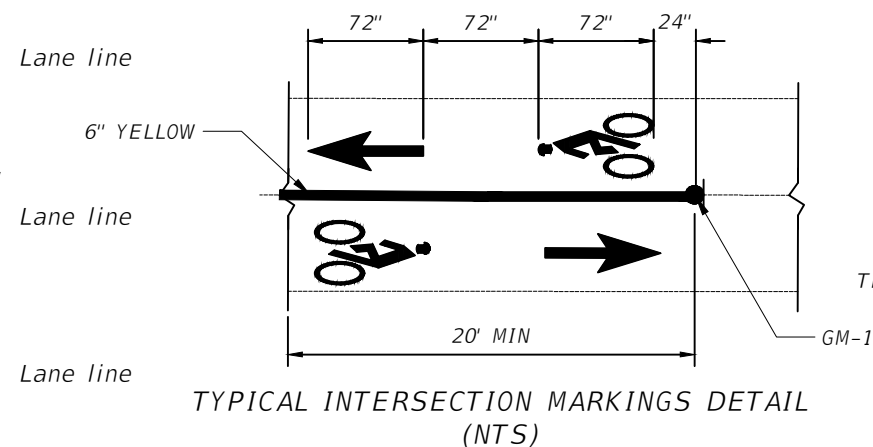


CROSSWALK WIDTH SHALL BE 10' UNLESS OTHERWISE NOTED IN THE PLANS

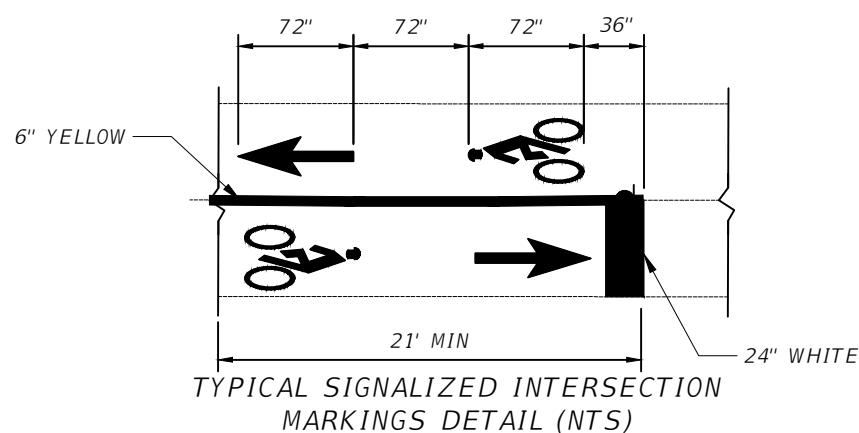
TYPICAL CROSSWALK DETAIL
(NTS)



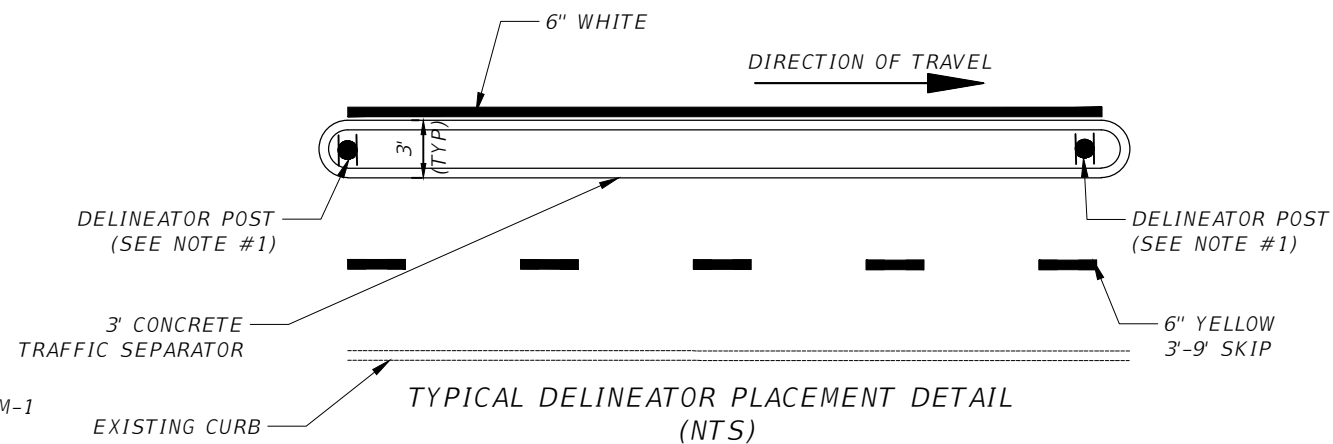
PEDESTRIAN MARKING DETAIL
(NTS)



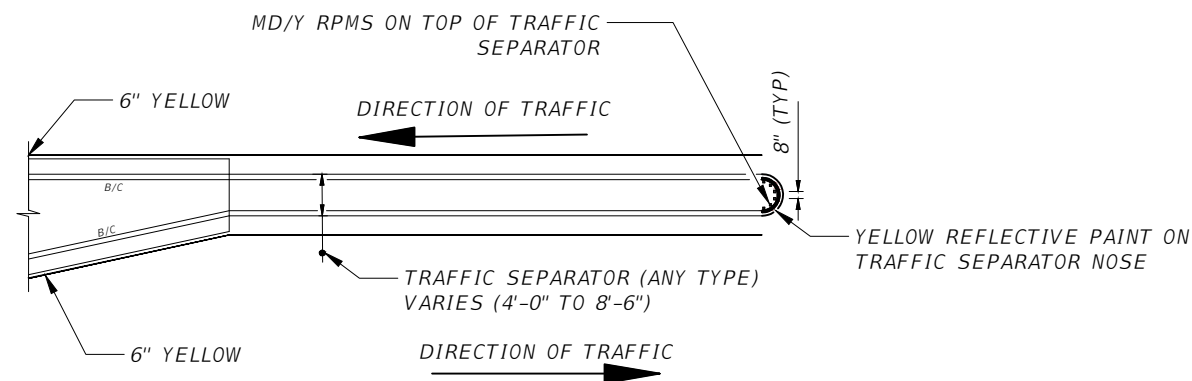
TYPICAL INTERSECTION MARKINGS DETAIL
(NTS)



TYPICAL SIGNALIZED INTERSECTION MARKINGS DETAIL (NTS)



TYPICAL DELINEATOR PLACEMENT DETAIL
(NTS)



RPM PLACEMENT AT TRAFFIC SEPARATORS
DETAIL (NTS)

REVISIONS			
DATE	DESCRIPTION	DATE	DESCRIPTION

KISINGER CAMPO & ASSOCIATES CORP.
201 N FRANKLIN ST, SUITE 400,
TAMPA, FL 33602
ENGINEER OF RECORD:
FATHY ABDALLA, P.E. NO: 63914

CITY OF TAMPA MOBILITY DEPARTMENT		
ROAD NO.	COUNTY	PROJECT DESIGN NO.
	HILLSBOROUGH	21-C-00022

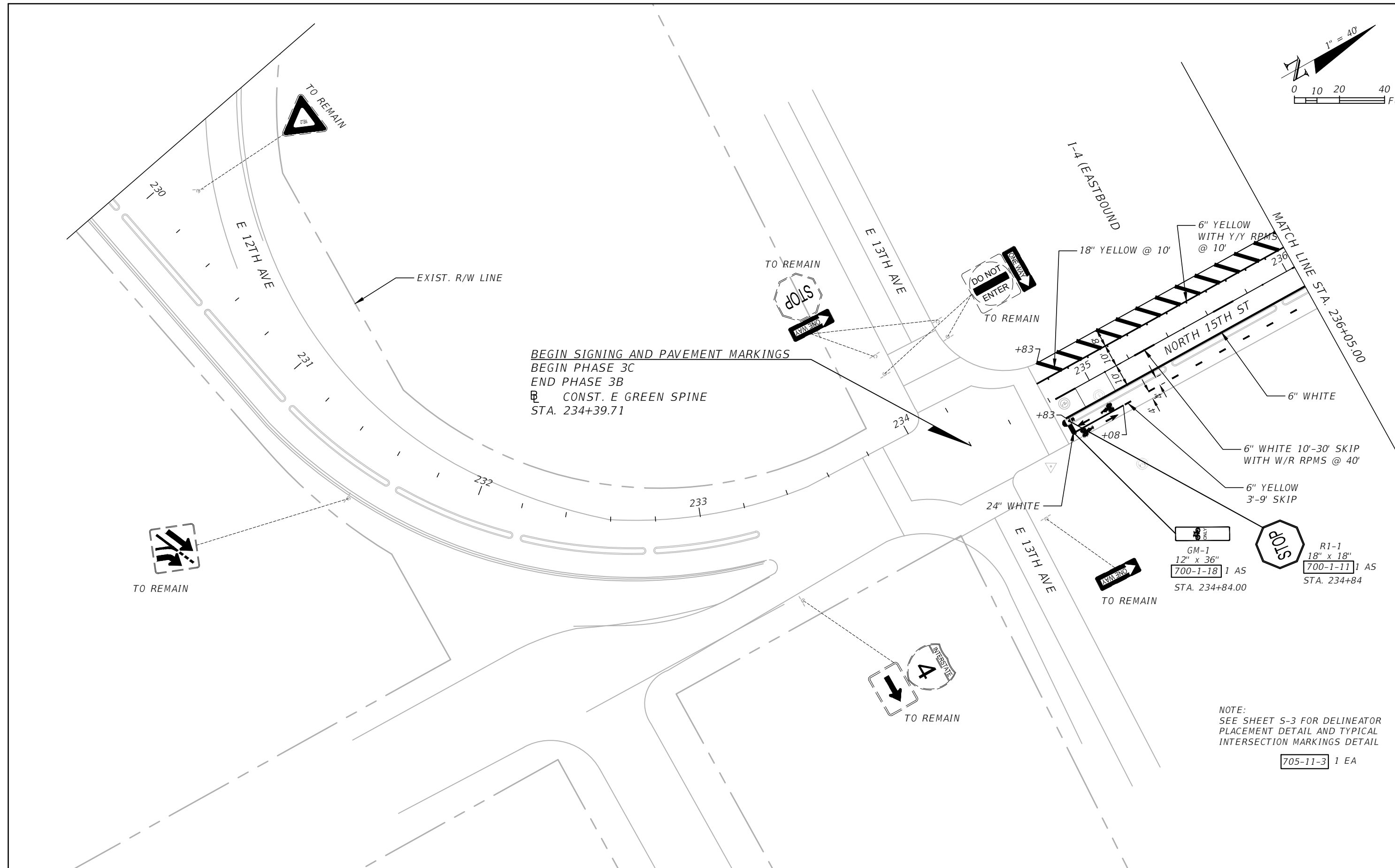
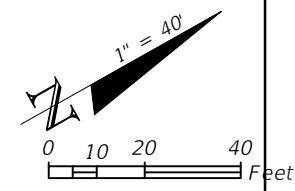
**SIGNING & PAVEMENT MARKING
DETAILS**

SHEET
NO.
S-3

GENERAL NOTES:

1. USE YELLOW RETRO-REFLECTIVE SHEETING ON BOTH SIDES OF THE DELINEATOR. INSTALL THE POST SO THAT THE TOP IS 4' ABOVE THE GRADE AT THE EDGE OF THE PAVEMENT.
2. ALL PEDESTRIAN/BICYCLE WARNING SHALL BE IN ACCORDANCE WITH THE MUTCD, SECT. 1A-12, COLOR CODE "F"-FLUORESCENT YELLOW-GREEN.
3. PAVEMENT MARKINGS ON ASPHALT PAVEMENT SHALL BE STANDARD THERMOPLASTIC EXCEPT FOR BICYCLE MARKINGS AND SPECIAL EMPHASIS CROSSWALKS. USE PREFORMED THERMOPLASTIC FOR BICYCLE MARKINGS AND SPECIAL EMPHASIS CROSSWALKS.
4. UNLESS OTHERWISE NOTED ON PLAN SHEETS, ALL PROPOSED CROSSWALKS ACROSS MAIN STREETS SHALL BE 10' IN WIDTH AND ALL CROSSWALKS ACROSS SIDE STREETS SHALL BE 6' IN WIDTH. MEASUREMENTS SHALL BE FROM INSIDE TO INSIDE OF 12" STRIPES.
5. PAY ITEM FOOT NOTE
710-90 SHALL INCLUDE ALL PAVEMENT MARKINGS APPLICATIONS NEEDED BEFORE APPLYING THE THERMOPLASTIC APPLICATION.
6. ALL BRICK STREETS AND GRANITE CURBS SHALL BE RETAINED AND PRESERVED IN PLACE.

REVISIONS				KISINGER CAMPO & ASSOCIATES CORP. 201 N FRANKLIN ST, SUITE 400, TAMPA, FL 33602 ENGINEER OF RECORD: FATHY ABDALLA, P.E. NO: 63914	CITY OF TAMPA MOBILITY DEPARTMENT			<i>GENERAL NOTES</i>	SHEET NO.
DATE	DESCRIPTION	DATE	DESCRIPTION		ROAD NO.	COUNTY	PROJECT DESIGN NO.		S-4
						HILLSBOROUGH	21-C-00022		



BEGIN SIGNING AND PAVEMENT MARKINGS
 BEGIN PHASE 3C
 END PHASE 3B
 CONST. E GREEN SPINE
 STA. 234+39.71

NOTE:
 SEE SHEET S-3 FOR DELINEATOR
 PLACEMENT DETAIL AND TYPICAL
 INTERSECTION MARKINGS DETAIL

705-11-3 1 EA

THE OFFICIAL RECORD OF THIS SHEET IS THE ELECTRONIC FILE DIGITALLY SIGNED AND SEALED UNDER RULE 61G15-23.004, F.A.C.

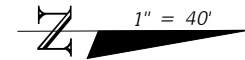
REVISIONS			
DATE	DESCRIPTION	DATE	DESCRIPTION

KISINGER CAMPO & ASSOCIATES CORP.
 201 N FRANKLIN ST, SUITE 400,
 TAMPA, FL 33602
 ENGINEER OF RECORD:
 FATHY ABDALLA, P.E. NO: 63914

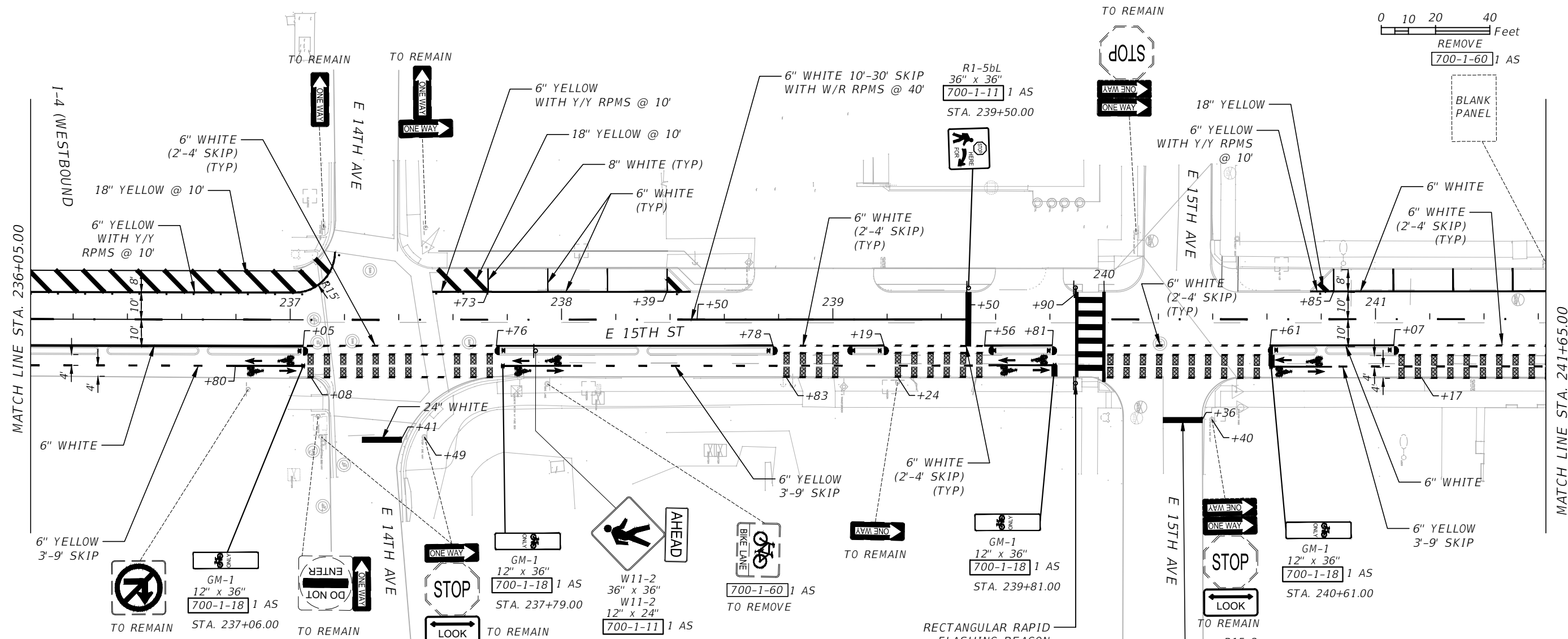
CITY OF TAMPA MOBILITY DEPARTMENT		
ROAD NO.	COUNTY	PROJECT DESIGN NO.
	HILLSBOROUGH	21-C-00022

**SIGNING AND PAVEMENT
MARKING PLAN (1)**

SHEET NO.
S-5



1" = 40'
0 10 20 40 Feet



SOLAR POWERED RECTANGULAR RAPID FLASHING BEACON

NOTES:

- SEE FDOT STANDARD PLANS INDEX 654-001 FOR RRFB DETAILS
- EACH RRFB SHALL BE A SELF-CONTAINED SYSTEM, INCLUDING A SOLAR POWER SUPPLY AND A DIGITAL RADIO COMMUNICATION SYSTEM. THE FLASHING TIME SHALL BE SET AT 20 SECONDS.
- REVERSE W 16-7P AND TACTILE ARROW PUSH BUTTON AS NEEDED FOR OPPOSITE SIDE.
- REVERSE R10-25 AS NEEDED FOR OPPOSITE SIDE.

W11-15
36" X 36"

W16-7P
24" X 12"

R10-25
9" X 12"

NOTE:
SEE SHEET S-3 FOR DELINEATOR
PLACEMENT DETAIL AND TYPICAL
INTERSECTION MARKINGS DETAIL
705-11-3 9 EA

REVISIONS			
DATE	DESCRIPTION	DATE	DESCRIPTION

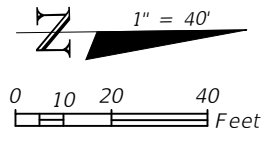
KISINGER CAMPO & ASSOCIATES CORP.
201 N FRANKLIN ST, SUITE 400,
TAMPA, FL 33602
ENGINEER OF RECORD:
FATHY ABDALLA, P.E. NO: 63914

CITY OF TAMPA MOBILITY DEPARTMENT		
ROAD NO.	COUNTY	PROJECT DESIGN NO.
	HILLSBOROUGH	21-C-00022

**SIGNING AND PAVEMENT
MARKING PLAN (2)**

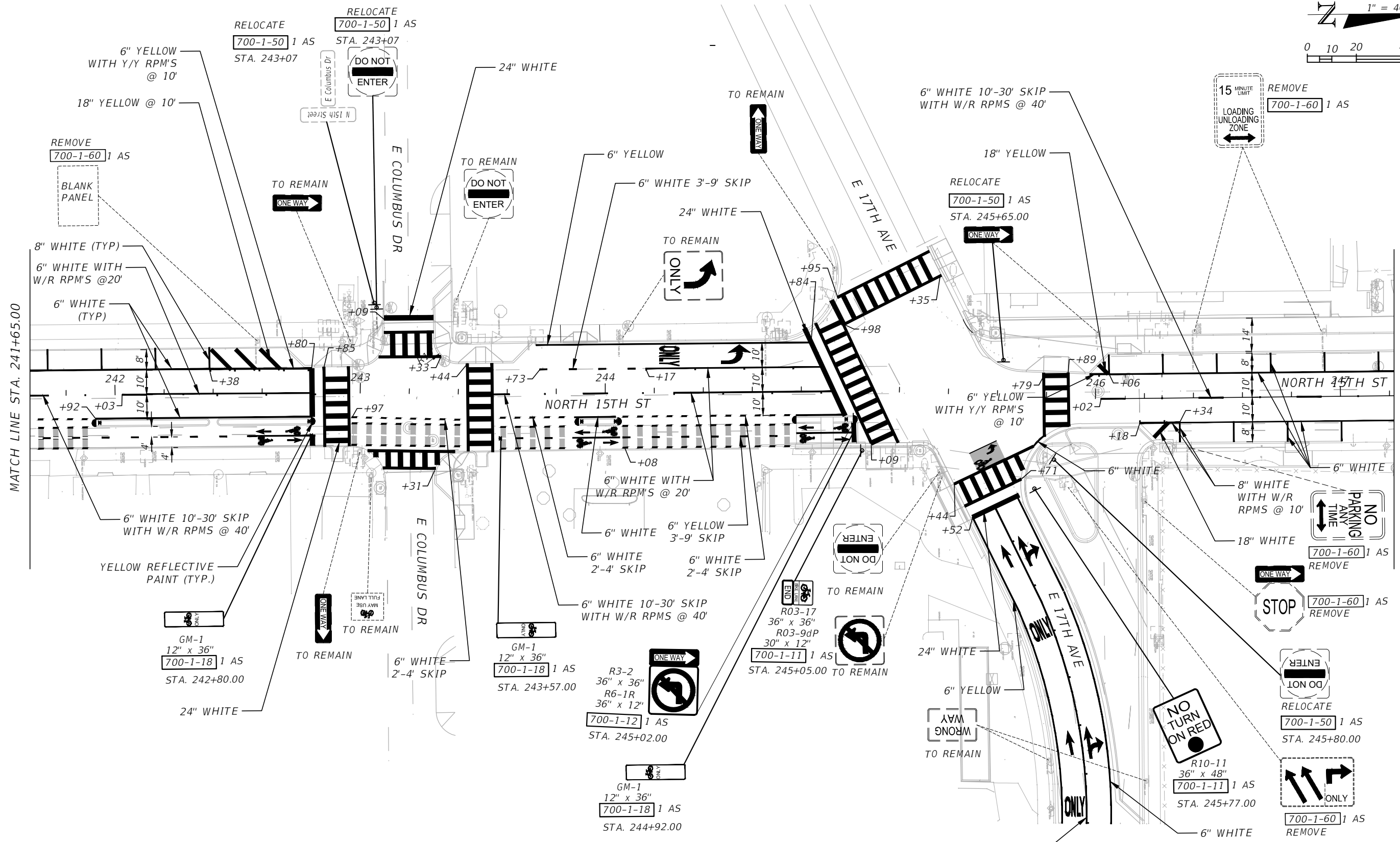
SHEET NO.
S-6

THE OFFICIAL RECORD OF THIS SHEET IS THE ELECTRONIC FILE DIGITALLY SIGNED AND SEALED UNDER RULE 61G15-23.004, F.A.C.



MATCH LINE STA. 241+65.00

MATCH LINE STA. 247+25.00



NOTE:
SEE SHEET S-3 FOR DELINEATOR
PLACEMENT DETAIL AND TYPICAL
INTERSECTION MARKINGS DETAIL
705-11-3 5 EA

REVISIONS	
DATE	DESCRIPTION

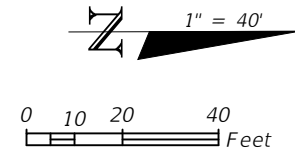
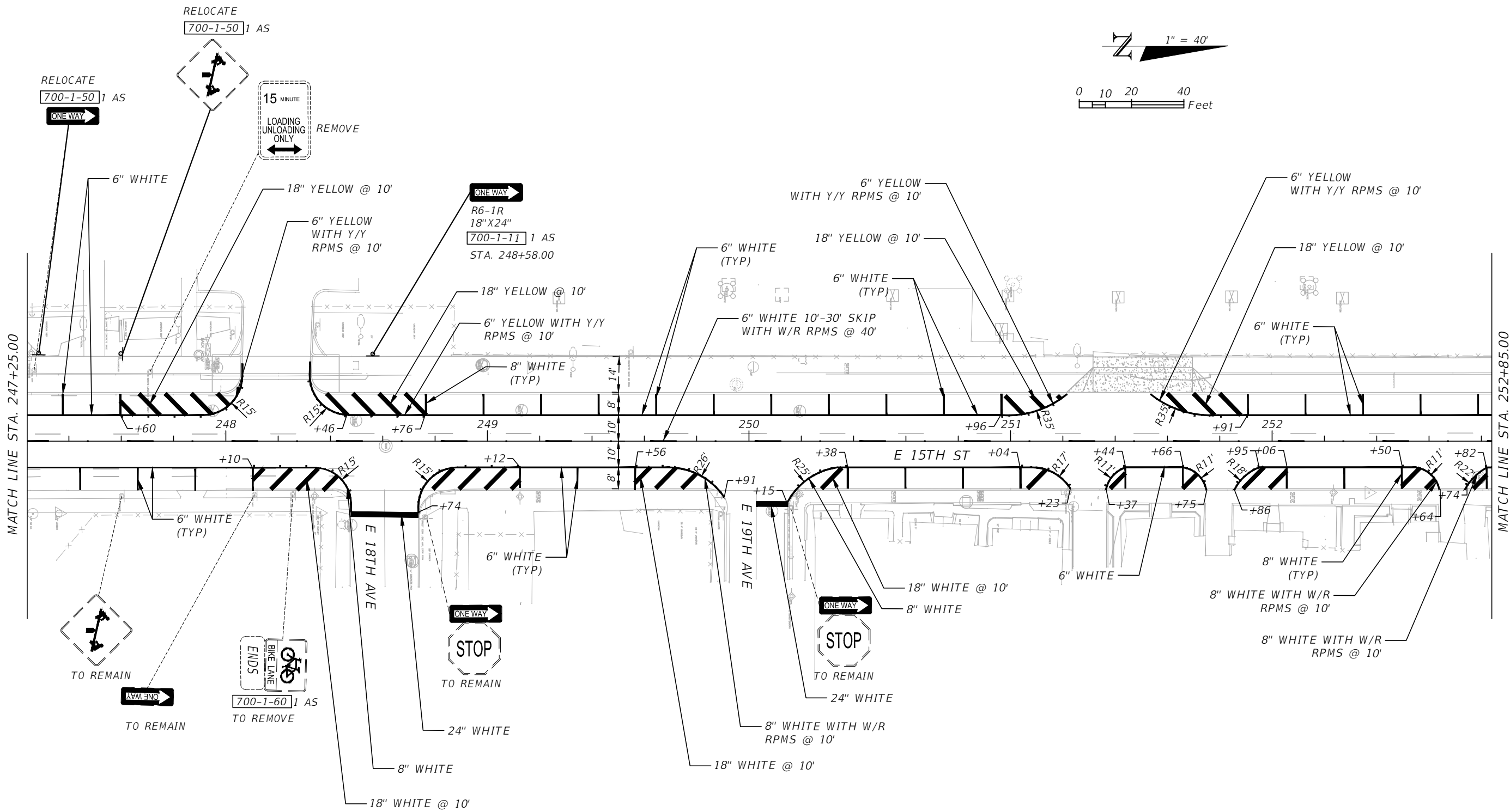
KISINGER CAMPO & ASSOCIATES CORP.
201 N FRANKLIN ST, SUITE 400,
TAMPA, FL 33602
ENGINEER OF RECORD:
FATHY ABDALLA, P.E. NO: 63914

CITY OF TAMPA MOBILITY DEPARTMENT		
ROAD NO.	COUNTY	PROJECT DESIGN NO.
	HILLSBOROUGH	21-C-00022

**SIGNING AND PAVEMENT
MARKING PLAN (3)**

SHEET NO.
S-7

THE OFFICIAL RECORD OF THIS SHEET IS THE ELECTRONIC FILE DIGITALLY SIGNED AND SEALED UNDER RULE 61G15-23.004, F.A.C.



MATCH LINE STA. 247+25.00

MATCH LINE STA. 252+85.00

REVISIONS			
DATE	DESCRIPTION	DATE	DESCRIPTION

KISINGER CAMPO & ASSOCIATES CORP.
 201 N FRANKLIN ST, SUITE 400,
 TAMPA, FL 33602
 ENGINEER OF RECORD:
 FATHY ABDALLA, P.E. NO: 63914

CITY OF TAMPA MOBILITY DEPARTMENT		
ROAD NO.	COUNTY	PROJECT DESIGN NO.
	HILLSBOROUGH	21-C-00022

**SIGNING AND PAVEMENT
MARKING PLAN (A)**

SHEET NO.
S-8

THE OFFICIAL RECORD OF THIS SHEET IS THE ELECTRONIC FILE DIGITALLY SIGNED AND SEALED UNDER RULE 61G15-23.004, F.A.C.

