

CITY of TAMPA



WASTEWATER DEPARTMENT

PLANS FOR
KENNEDY BLVD. GRAVITY SEWER
REHABILITATION BY CIPP

CONTRACT No.
22-C-00015

CTB - MONOCHROME.CTB

JACINTO CARLOS FERRAS, P.E. #49454 DESIGN DIVISION HEAD WASTEWATER DEPARTMENT	No.	DATE	REVISIONS	DES: MS DRN: JK/JG CKD: DATE: 2/1/2022	CITY of TAMPA WASTEWATER DEPARTMENT	KENNEDY BLVD. GRAVITY SEWER REHABILITATION BY CIPP COVER SHEET	W.O.
	3						SHEET
	2						1
	1						OF 25

GENERAL NOTES

1. THE SCOPE OF THIS PROJECT SHALL CONSIST OF REHABILITATION OF 8", 10" AND 15" DIA WASTEWATER PIPELINE BY INSTALLATION OF CURED IN PLACE PIPE LINER AND ALL APPURTENANCE ASSOCIATED WITH COMPLETION OF THE PROJECT.
2. ELEVATION INFORMATION SHOWN ON THESE PLANS IS REFERENCED TO N.G.V.D. 1929 UNLESS OTHERWISE STATED AND ARE BASED ON RECORD DRAWINGS.
3. SHEETS 9-25 ARE THE EXISTING AS-BUILTS OF THE SEWER PIPE TO BE REHABILITATED.
4. DURING THE MOT, CONTRACTOR MUST MAINTAIN ACCESS TO ALL DRIVEWAYS FOR THE DURATION OF THE PROJECT.
5. CONTRACTOR SHALL BE FULLY RESPONSIBLE FOR OBTAINING THE NECESSARY ROAD CLOSURE AND RIGHT-OF-WAY PERMITS FROM THE APPROPRIATE GOVERNMENT AGENCIES HAVING JURISDICTION OVER THE SPECIFIC ROADWAYS.
6. IN ORDER TO OBTAIN ROADWAY CLOSURE OR RIGHT-OF-WAY PERMITS, AT MINIMUM, THE CONTRACTOR MUST SUBMIT DETAILED MAINTENANCE OF TRAFFIC (MOT) PLANS ALONG WITH APPLICATIONS TO THE APPROPRIATE AGENCY. THE MOT(S) SHALL CONFORM TO APPLICABLE FLORIDA DEPARTMENT OF TRANSPORTATION (FDOT) INDEX DRAWINGS (MOST CURRENT EDITION). THE GOVERNING AGENCIES MAY REQUIRE ADDITIONAL INFORMATION AND DICTATE SPECIFIC WORK TIMES DURING NON-PEAK TRAFFIC HOURS. REFER TO SPECIFIC PROVISIONS FOR SPECIFIC TRAFFIC CONTROL REQUIREMENTS.
7. CONTINUOUS SEWER SERVICE MUST BE MAINTAINED AT ALL TIMES. WORK DURING LOW FLOW PERIODS OR NIGHT WORK MAY BE REQUIRED. CONTRACTOR IS RESPONSIBLE FOR MAINTAINING PRIVATE AND CITY PUMPING STATIONS AND SEWER SERVICE VIA VACUUM TRUCKS. CONTRACTOR IS RESPONSIBLE FOR DEWATERING, COLLECTING AND DISPOSING OF ALL WATER AND SLUDGE FROM EXISTING FACILITIES AS NECESSARY TO MAINTAIN SERVICE. COST FOR THIS WORK SHALL BE INCLUDED IN THE VARIOUS CONTRACT ITEMS AND NO ADDITIONAL PAYMENT WILL BE MADE.
8. BYPASS PUMPS SHALL BE CAPABLE OF DELIVERING 300 GPM FOR 8", 600 GPM FOR 10" AND 1400 GPM FOR 15". THE BYPASS PUMPS SHALL BE OF THE SELF PRIMING QUIET FLOW TYPE PUMP. BYPASS PUMP NOISE SHALL STRICTLY COMPLY TO ALL LOCAL REGULATIONS AND ORDINANCES COVERING NOISE CONTROL. THIS MAY REQUIRE CONSTRUCTING SOUND ATTENUATING ENCLOSURE AROUND PUMPS. BYPASS METHOD SHALL BE SUBMITTED AND APPROVED BY THE ENGINEER.
9. THE PROPOSED LINER THICKNESS FOR THE 8" SEWER SHALL BE 6.0 MM THICKNESS, 10" SEWER SHALL BE 7.5 MM THICKNESS, AND 15" SEWER SHALL BE 7.5 MM THICKNESS.
10. CONTRACTOR SHALL RESTORE ALL LANDSCAPING, SODDING, SPRINKLER SYSTEM PIPING AND PAVEMENT THAT MAY HAVE BEEN DAMAGED DURING CONSTRUCTION TO ITS ORIGINAL CONDITION OR BETTER.
11. CONTRACTOR SHALL COORDINATE ALL CONSTRUCTION ACTIVITIES WITH WASTEWATER PERSONNEL AND PUMPING STATION OPERATIONS.
12. OSHA STANDARD EQUIPMENT SUCH AS SAFETY HARNESES, GAS MONITORS, LOWER EXPLOSIVE LIMIT (LEL) DETECTORS, BREATHING APPARATUS, ETC. SHALL BE UTILIZED WHERE THE WORK DICTATES THEIR USE.
13. DURING THE MANHOLE'S INTERIOR CLEANING OPERATION, THE CONTRACTOR MUST PROVIDE A MEANS OF CAPTURING AND DISPOSING OF THE REMOVED DEBRIS. THIS METHOD SHALL BE SUBMITTED TO THE ENGINEER FOR REVIEW AND APPROVAL.
14. ALL EXPOSED STEEL REINFORCEMENT SHALL BE THOROUGHLY CLEANED OF ANY DETERIORATION/RUST AND COATED WITH THE PROPOSED COATING SYSTEM.
15. ALLOWABLE WORK HOURS ON WEST SHORE BOULEVARD WILL BE FROM 9AM TO 4PM ON THE WEEKDAYS AND 9AM TO 8PM ON THE WEEKENDS. WORK TIMES ARE LIMITED TO DAY TIME HOURS DURING THE WEEKEND DUE TO NOISE CONCERNS IN THE NEIGHBORHOOD. CONTRACTOR SHALL CONTINUOUSLY MAINTAIN ONE LANE OF TRAFFIC UTILIZING FLAGGING OPERATIONS. FLAGGING OPERATIONS SHALL BE IN ACCORDANCE WITH FDOT INDEXES 600, 601, 602, 603, 604 AND 605. CONTRACTOR WILL BE RESPONSIBLE TO OBTAIN ACCELA PERMITS THROUGH THE CITY FOR THIS WORK.

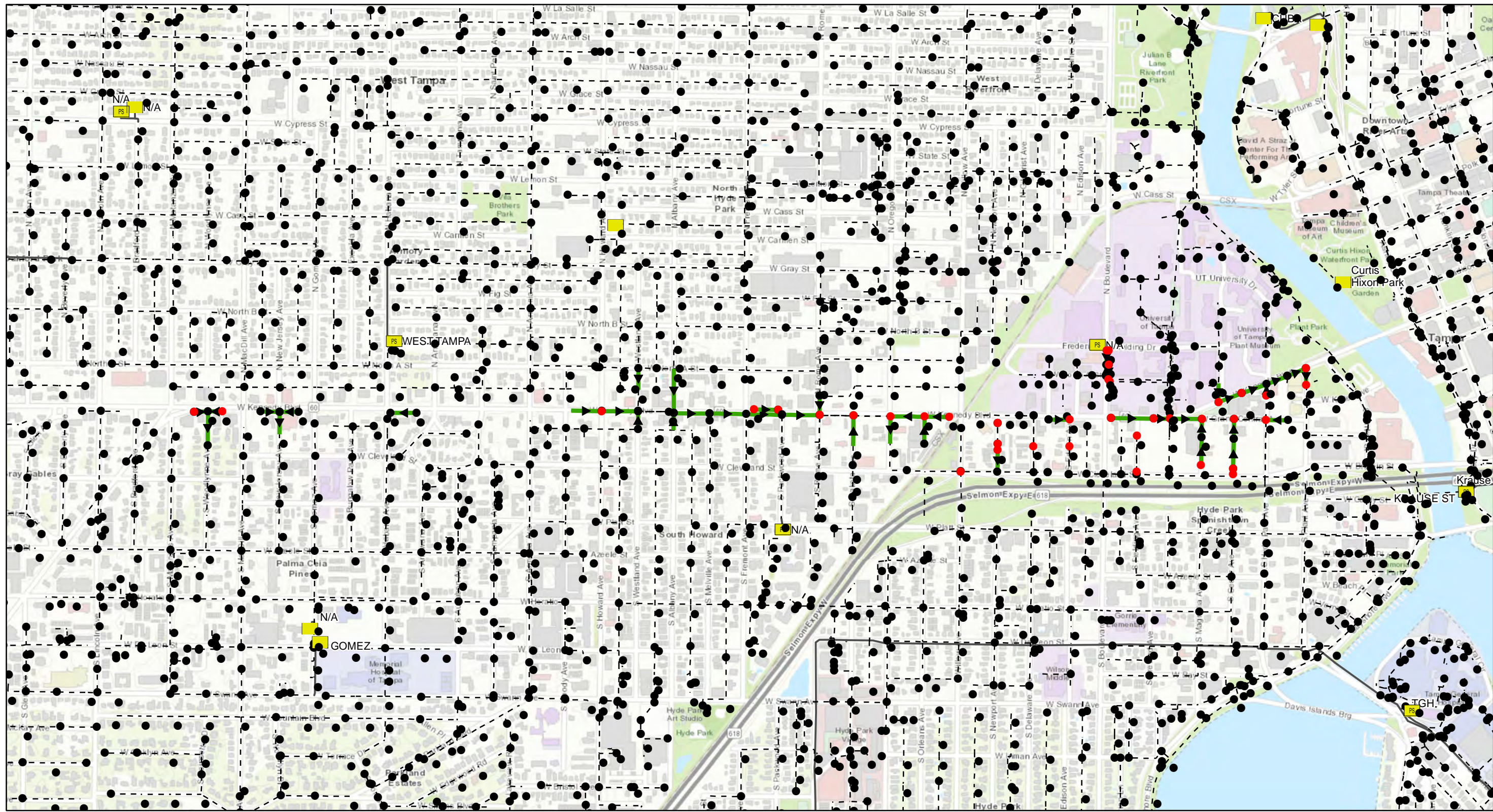
INDEX	
SHEET NUMBER	SHEET NAME
1	COVER SHEET
2	NOTE AND INDEX
3	KENNEDY BLVD. OVERVIEW
4	AREA MAP - KENNEDY BLVD.
5	AREA MAP - KENNEDY BLVD.
6	AREA MAP - KENNEDY BLVD.
7	AREA MAP - KENNEDY BLVD.
8	MANHOLE DETAIL
9-25	WASTEWATER RECORD DRAWINGS FOR REFERENCE

RECORD DRAWINGS ARE BEING PROVIDED FOR INFORMATIONAL PURPOSES ONLY AND ARE NOT INTENDED TO SHOW ADDITIONAL WORK FOR THIS CONTRACT. THE CITY DOES NOT GUARANTEE THE ACCURACY OF THE RECORD DRAWINGS.

PROPOSED MANHOLE COATING SYSTEM THICKNESS	
Location	Coating System
Manhole Barrel	250 MILS (MIN)
Manhole Benches	250 MILS (MIN)

PLOTTED BY Jordyn Kahler
 Drawing File K:\WasteWater Projects\Kennedy Blvd. Gravity Sewer CIPP
 Lining\Drafting\DWG\Neighborhood Collections Sys - Cover and Notes.dwg
 LAST SAVED BY sstb CTB - MONOCHROME.CTB
 PLOT DATE: Wednesday, February 23, 2022 8:52:28 AM

JACINTO CARLOS FERRAS, P.E. #49454 DESIGN DIVISION HEAD WASTEWATER DEPARTMENT	No. DATE REVISIONS 3 2 1	DES: MS DRN: JK/JG CKD: DATE: 2/1/2022	CITY of TAMPA WASTEWATER DEPARTMENT	KENNEDY BLVD. GRAVITY SEWER REHABILITATION BY CIPP NOTE AND INDEX	W.O. SHEET 2 OF 25
---	-----------------------------------	---	---	--	------------------------------------



0 0.125 0.25 0.5 Miles

Kennedy Blvd Gravity Sewer Rehabilitation by CIPP

City of Tampa Wastewater Department

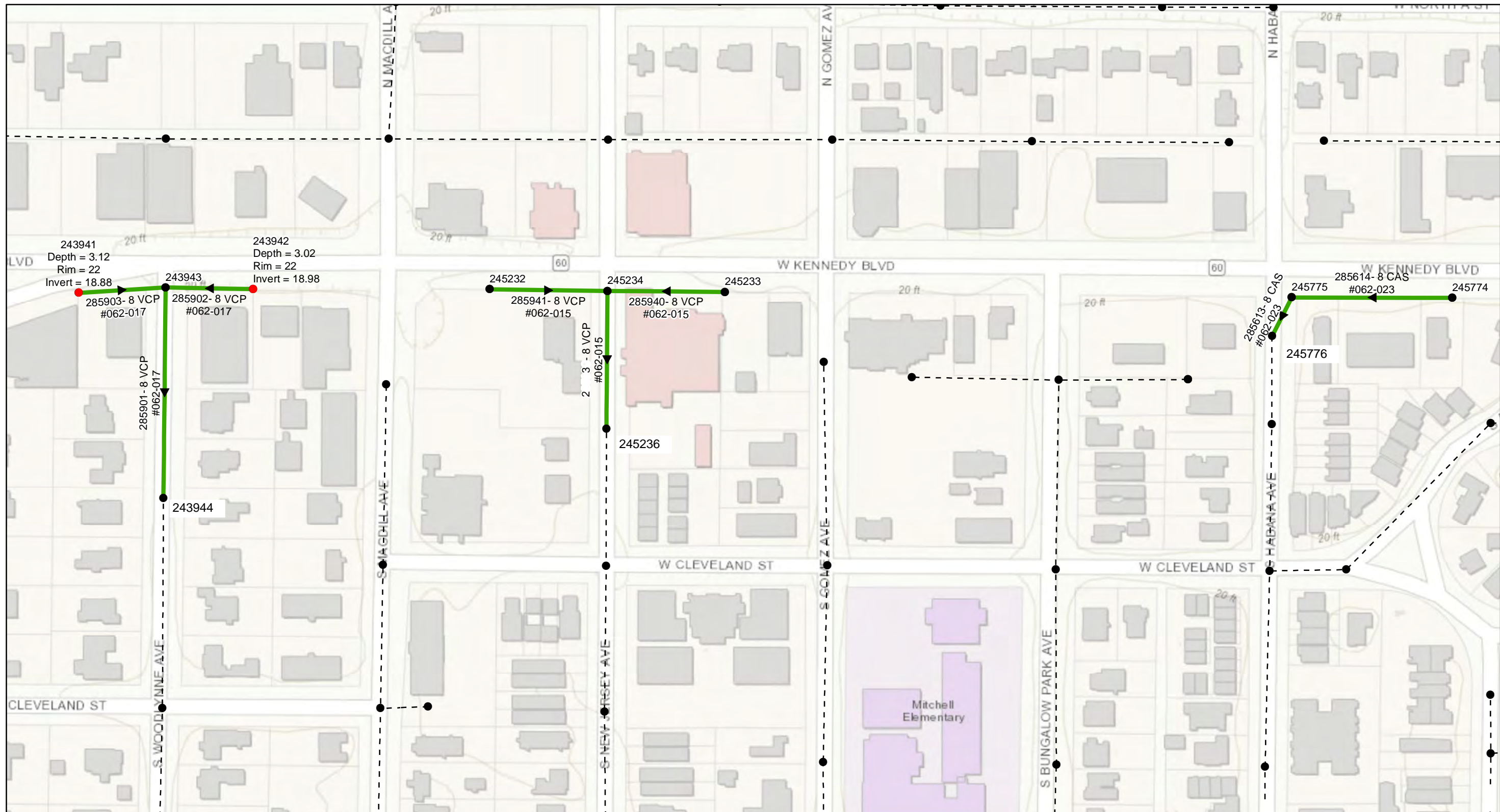
Legend

- Proposed Manhole Rehabilitation
- ▶ Proposed Lining Area
- PS Pump Station
- Ex Manhole (no rehabilitation required)
- - - - Ex Wastewater (no rehabilitation required)
- Ex Pressurized Main



Sheet No.
3





Kennedy Blvd Gravity Sewer Rehabilitation by CIPP

City of Tampa Wastewater Department

Legend

- Proposed Manhole Rehabilitation
- Ex Manhole (no rehabilitation required)
- Proposed Lining Area
- - - - Ex Wastewater (no rehabilitation required)
- PS Pump Station
- Ex Pressurized Main



Sheet No.

4





Kennedy Blvd Gravity Sewer Rehabilitation by CIPP

City of Tampa Wastewater Department

Legend

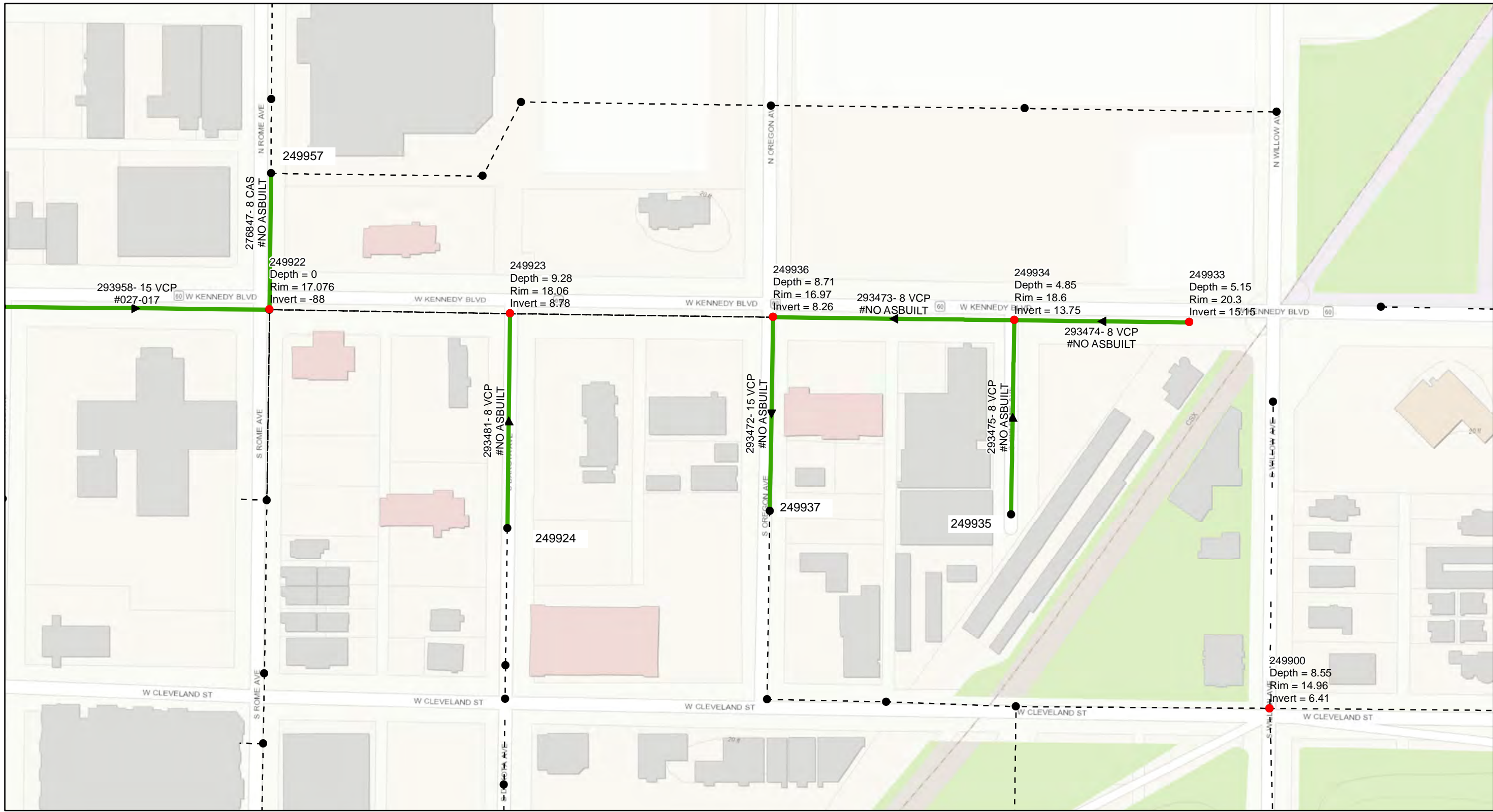
- Proposed Manhole Rehabilitation
- ▶ Proposed Lining Area
- PS Pump Station
- Ex Manhole (no rehabilitation required)
- Ex Wastewater (no rehabilitation required)
- Ex Pressurized Main



Sheet No.

5





Kennedy Blvd Gravity Sewer Rehabilitation by CIPP

City of Tampa Wastewater Department

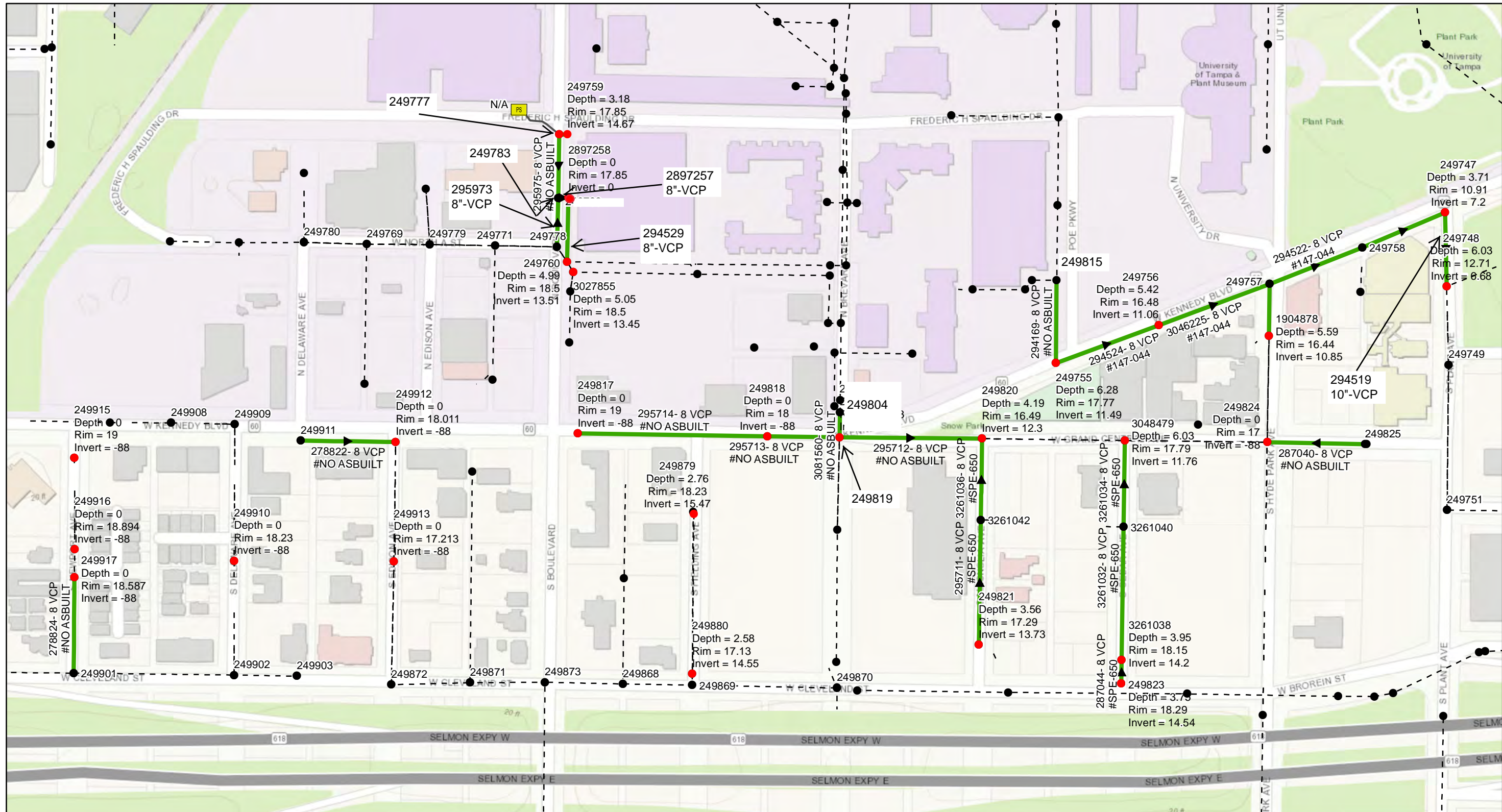
Legend

- Proposed Manhole Rehabilitation
- Ex Manhole (no rehabilitation required)
- ➔ Proposed Lining Area
- - - - Ex Wastewater (no rehabilitation required)
- PS Pump Station
- Ex Pressurized Main



Sheet No.
6





0 0.0325 0.065 0.13 Miles

Kennedy Blvd Gravity Sewer Rehabilitation by CIPP

City of Tampa Wastewater Department

Legend

- Proposed Manhole Rehabilitation
- ➔ Proposed Lining Area
- PS Pump Station
- Ex Manhole (no rehabilitation required)
- - - - Ex Wastewater (no rehabilitation required)
- Ex Pressurized Main

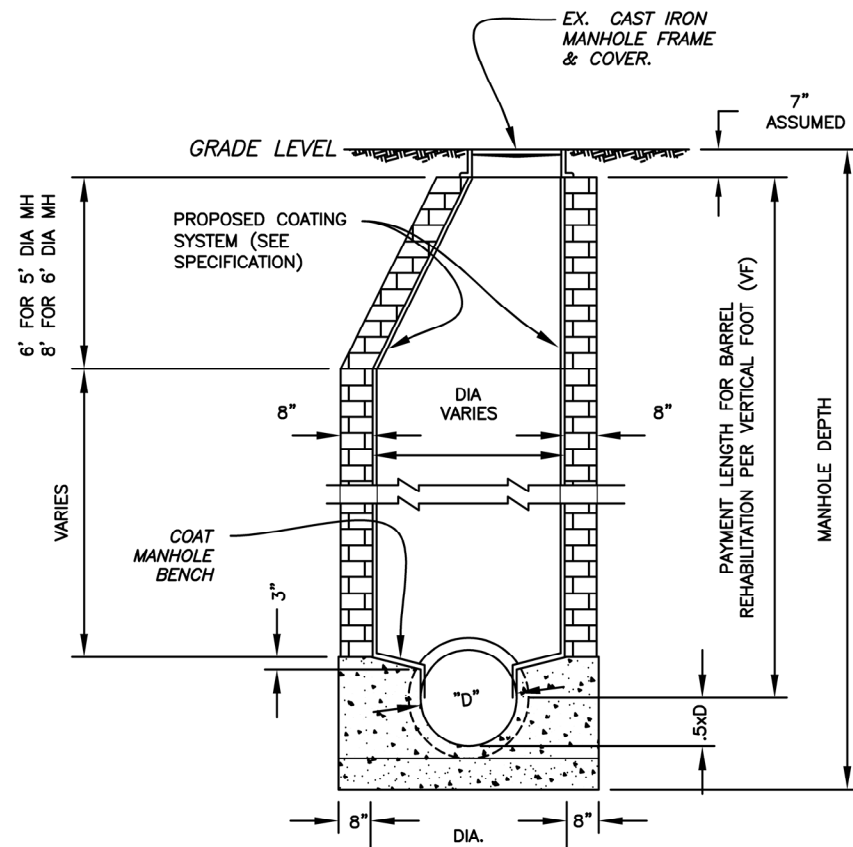


Sheet No.
7



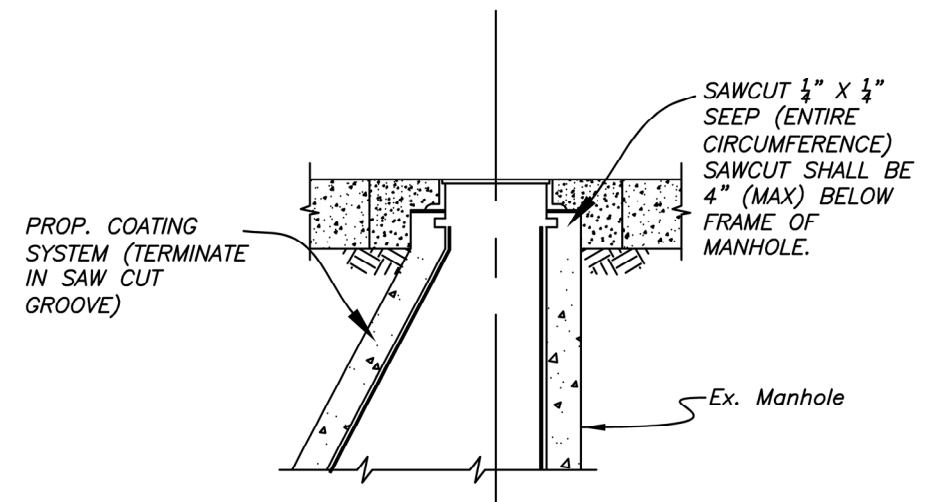
NOTES

- IT IS THE ENGINEER'S INTENT THAT THE MANHOLE REHABILITATION WILL NOT REQUIRE BYPASS PUMPING. HOWEVER, WORK DURING LOW-FLOW PERIODS MAY BE NECESSARY.



BRICK MANHOLE
(TYPICAL)

NOT TO SCALE



COATING TERMINATION DETAIL
NOT TO SCALE

CTB - MONOCHROME.CTB

JACINTO CARLOS FERRAS, P.E. #49454
DESIGN DIVISION HEAD
WASTEWATER DEPARTMENT

No.	
3	
2	
1	

DES: MS
DRN: JK/JG
CKD:
DATE: 2/1/2022

CITY of TAMPA
WASTEWATER DEPARTMENT

KENNEDY BLVD. GRAVITY SEWER
REHABILITATION BY CIPP
MANHOLE DETAIL

W.O.

SHEET

8

OF 25