

CITY OF
TAMPA, FLORIDA

NOTICE TO BIDDERS, INSTRUCTIONS TO BIDDERS
PROPOSAL, BID BOND, FORM OF NOTICE OF AWARD,
AGREEMENT, PERFORMANCE BOND AND
SPECIFICATIONS

FOR

Contract 22-C-00016

Kirby Street FM and Gomez PS FM Improvements

City of Tampa
CONTRACT ADMINISTRATION DEPARTMENT
TAMPA MUNICIPAL OFFICE BUILDING
306 E. JACKSON STREET - 4TH FLOOR NORTH
TAMPA, FLORIDA 33602

APRIL 2023

CITY OF TAMPA
CONTRACT ADMINISTRATION DEPARTMENT
306 E. Jackson Street 280A4N
Tampa, FL 33602

BID NOTICE MEMO

Electronic Bids are not allowed for these projects.

Physical Bids will be received no later than 1:30 p.m. at the above address on the indicated Date(s) for the following Project(s):

CONTRACT NO.: 22-C-00016; Kirby Street FM and Gomez PS FM Improvements

BID OPENING: 1:30PM, Tuesday, May 23, 2023 **ESTIMATE:** \$2,796,500 **SCOPE:** furnish all labor, materials, and equipment for the installation of 1200 LF of 16" PVC, 600 LF of 10" PVC, 950 LF of 8" PVC including 1200' of Directional drill PVC Certa-Lok and all additional associated materials and fittings dewatering, excavation, backfilling, pavement milling and overlay, type F curb and gutter, maintenance of traffic

Bids will be opened in the 4th Floor Conference Room, Tampa Municipal Office Building, 306 E. Jackson Street, Tampa, Florida 33602. The public is not allowed to attend in person. To view the Bid Opening follow these instructions: To join the meeting from your computer, tablet, or smartphone. <https://global.gotomeeting.com/join/173279197>. You can also dial in using your phone. (For supported devices, tap a one-touch number below to join instantly.) United States: +1 (646) 749-3131 - One-touch: <tel:+16467493131,173279197#> Access Code: 173-279-197. Join from a video-conferencing room or system. Dial in or type: 67.217.95.2 or inroomlink.goto.com. Meeting ID: 173 279 197 Or dial directly: 173279197@67.217.95.2 or 67.217.95.2##173279197. New to GoToMeeting? Get the app now and be ready when your first meeting starts: <https://global.gotomeeting.com/install/173279197>

In accordance with the Americans with Disabilities Act ("ADA") and Section 286.26, Florida Statutes, persons with disabilities needing a reasonable accommodation to participate in this public hearing or meeting should contact the City of Tampa's ADA Coordinator at least 48 hours prior to the proceeding. The ADA Coordinator may be contacted by phone at 813-274-3964, email at TampaADA@tampagov.net, or by submitting an ADA - Accommodations Request online form available at <http://www.tampagov.net/ADARquest>.

Please note that the City of Tampa may not be able to accommodate any request received less than 48 hours before the scheduled public hearing or meeting.

Plans and Specifications and Addenda for this work may be examined at, and downloaded from, www.demandstar.com. Files are also available at <http://www.tampagov.net/contract-administration/programs/construction-project-bidding>.

Email Questions to: contractadministration@tampagov.net.

TABLE OF CONTENTS

BIDDING REQUIREMENTS

Notice to Bidders	N-1
Instructions to Bidders.....	I-1a thru I-4
Insurance Requirements.....	INS-1 thru INS-2
MBD Form 70	1 Page
WMBE-SLBE Availability Contact List.....	ACL-1
Availability Contact List Instructions	ACLI-1

BID FORMS

Proposal.....	P-1 thru P-4
Bidder's Criminal History Screening Practices	BTB-1
Good Faith Efforts Compliance Plan.....	GFECF
SLBE Solicited	DMI – Solicited
SLBE Utilized.....	DMI – Utilized
Bid Bond	BB-1

CONTRACT FORMS

Agreement	A-1 thru A-14
Public Construction Bond	PB-1 thru PB-3

GENERAL PROVISIONS

General Provisions	G-1 thru G-10
Specific Provisions.....	SP-1 thru SP-23
Contract Pay Items	CP-1 thru CP-13
Subcontractors Payment Form.....	DMI – Payments
Project Sign.....	Sign-1 thru Sign-2

WORKMANSHIP AND MATERIAL

Section 1.....	Excavation Earth and Rock	W-1
Section 2.....	Backfilling.....	W-2
Section 3.....	Timber and Lumber.....	W-3
Section 4.....	Concrete and Concrete Materials.....	W-4
Section 6.....	Reinforcing Steel.....	W-6
Section 8.....	Metal Castings.....	W-8
Section 10.....	Ductile Iron Pipe and Fittings.....	W-10
Section 13.....	Directional Drilling PVC HDPE and PVC Pipe.....	W-13
Section 15.....	Laying and Jointing Pipe for Force Mains Sewers.....	W-15
Section 16.....	Restoration of Street Pavements.....	W-16
Section 17.....	Lawn Replacement.....	W-17
Section 18.....	Leakage Tests.....	W-18
Section 19.....	Casing Pipe.....	W-19
Section 20.....	Maintaining Existing Sanitary Sewer in Operation.....	W-20
Section 24.....	PVC Pipe - Force Main.....	W-24
Section 26.....	Filling Existing Sanitary or Storm Sewer System.....	W-26
Section 32.....	Valves.....	W-32
Section 52.....	Manhole and Structure Rehabilitation.....	W-52
Section 68.....	Miscellaneous Pipe and Fittings.....	W-68
Section 84.....	Valve and Gate Operators.....	W-84
Section 105.....	Root Pruning.....	W-105
Section 113.....	Disposal of Debris.....	W-113
Section 800.....	High Density Polyethylene Pipe (HDPE).....	W-800
Section 9100.....	Line Stops.....	W-9100

NOTICE TO BIDDERS
CITY OF TAMPA, FLORIDA
Contract 22-C-00016; Kirby Street FM and Gomez PS FM Improvements

Sealed Proposals will be received by the City of Tampa no later than 1:30 P.M., May 23, 2023, in the 4th Floor Conference Room, Tampa Municipal Office Building, 306 E. Jackson Street, Tampa, Florida, there to be publicly opened and read aloud.

The proposed work is to include, but not be limited to, furnishing all labor, materials, and equipment for the installation of 1200 LF of 16" PVC, 600 LF of 10" PVC, 950 LF of 8" PVC including 1200' of Directional drill PVC certa lock and all additional associated materials and fittings dewatering, excavation, backfilling, pavement milling and overlay, type F curb and gutter, maintenance of traffic with all associated work required for a complete project in accordance with the Contract Documents.

The Instructions to Bidders, Proposal, Form of Bid Bond, Agreement, Form of Public Construction Bond, Specifications, Plans and other Contract Documents are posted at DemandStar.com. Backup files may be downloaded from <http://www.tampagov.net/contract-administration/programs/construction-project-bidding>. One set may be available for reference at the office of the Contract Administration Department, Municipal Office Building, Fourth Floor North, City Hall Plaza, Tampa, Florida 33602.

Each Proposal must be submitted on the Proposal form included in the Specifications and must be accompanied by a certified check or cashier's check on a solvent bank or trust company in compliance with Section 255.051, Florida Statutes, made payable to the City of Tampa, in an amount of not less than five per cent of the total bid, or a Bid Bond, of like amount, on the form set forth in the Contract Documents, as a guarantee that, if the Proposal is accepted, the Bidder will execute the Proposed Contract and furnish a Public Construction Bond within twenty (20) days after receipt of Notice of Award of Contract.

To be eligible to submit a proposal, a Bidder must hold the required and/or appropriate current license, certificate, or registration (e.g. DBPR license/certificate of authorization, etc.) in good standing at the time of receipt of Bids. **Per Section 489.131, Florida Statutes, Proposals submitted for the construction, improvement, remodeling, or repair of public projects must be accompanied by evidence that the Bidder holds the required and/or appropriate current certificate or registration, unless the work to be performed is exempt under Section 489.103, Florida Statutes.**

The City of Tampa reserves the right to reject any or all Bids and to waive any informalities in the Bid and/or Bid Bond. Acceptance or rejection of Proposals will be made as soon as practicable after the Proposals are received, but the City reserves the right to hold Proposals for ninety (90) days from the date of Opening.

Bid Protest Procedures: Unless subsequently indicated otherwise, in a revised posting on the Department's web page for Construction Project Bidding, the City of Tampa intends to award the referenced project to the lowest bidder listed in the tabulation posted on or about the date of Bid Opening. A bidder aggrieved by this decision may file a protest not later than 4:30 P.M., five (5) business days from the first posting thereof, pursuant to City of Tampa Code Chapter 2, Article V, Division 3, Section 2-282, Procurement Protest Procedures. Protests not conforming therewith shall not be reviewed.

Pursuant to Section 2-282, City of Tampa Code, during the solicitation period, including any protest and/or appeal, NO CONTACT with City officers or employees is permitted from any bidder or proposer, other than as specifically stated in this solicitation and as follows:
Director of the Contract Administration Department (CAD)
Contracts Management Supervisor, Jim Greiner
Contract Officer, Jody Gray
City legal department

Any Requests For Information must be submitted by email to ContractAdministration@tampagov.net

A person or affiliate who has been placed on the convicted vendor list following a conviction for a public entity crime may not submit a bid on a contract to provide any goods or services to a public entity, may not submit a bid on a contract with a public entity for the construction or repair of a public building or public work, may not submit bids on leases of real property to a public entity, may not be awarded or perform work as a contractor, supplier, subcontractor, or consultant under a contract with any public entity, and may not transact business with any public entity in excess of the threshold amount provided in Section 287.017, for CATEGORY TWO for a period of 36 months from the date of being placed on the convicted vendor list." Refer to Section 287.133, Florida Statutes.

Pursuant to Section 287.087, Florida Statutes, under certain circumstances preference may be given to businesses with a drug-free workplace program that meets the requirements of said Section.

INSTRUCTIONS TO BIDDERS
SECTION 1 - SPECIAL INSTRUCTIONS

I-1.01 GENERAL:

The proposed work is the Kirby Street FM and Gomez PS FM Improvements in the City of Tampa, as required for a complete project, as shown on the plans and detailed in the specifications. The work is located on land owned or controlled by the City of Tampa.

To be eligible to submit a proposal, a Bidder must hold the required and/or appropriate current license, certificate, or registration (e.g. DBPR license/certificate of authorization, etc.) in good standing at the time of receipt of Bids. **Per Section 489.131, Florida Statutes, Proposals submitted for the construction, improvement, remodeling, or repair of public projects must be accompanied by evidence that the Bidder holds the required and/or appropriate current certificate or registration, unless the work to be performed is exempt under Section 489.103, Florida Statutes.**

I-1.02 FORM PREPARATION AND PRESENTATION OF PROPOSALS: Replace the second sentence with the following: Submission of the entire specification book is not required.

I-1.03 ADDENDA – Section I-2.03 is replaced with the following: No interpretation of the meaning of the Plans, Specifications, or other Contract Documents will be made to any Bidder orally.

Every request for such interpretation must be in writing, addressed to the City of Tampa, Contract Administration Department, 306 E. Jackson St., 4th Floor, Tampa, Florida 33602 and then emailed to ContractAdministration@tampagov.net. To be given consideration, such request must be received at least seven (7) days prior to the date fixed for the opening of the Proposals. Any and all such interpretations and any supplemental instructions will be in the form of written addenda which, if issued, will be posted on DemandStar.Com and on the Department's web page. Failure of any Bidder to receive any such addenda shall not relieve said Bidder from any obligation under his Proposal as submitted. All addenda so issued shall become part of the Contract Documents.

I-1.04 INSTRUCTIONS TO BIDDERS

SECTION 2 – GENERAL INSTRUCTIONS. Section I-2.07 SIGNATURE AND QUALIFICATIONS OF BIDDERS is replaced with the following:

Proposals must be signed in ink by the Bidder with signature in full. When firm is a Bidder, the Proposal shall be signed in the name of the firm by one or more partners. When a corporation is a bidder the officer signing shall set out the corporate name in full beneath which he shall sign his name and give the title of his office.

If the bidder referred to in Section I-2.07 is a corporation, it must submit; upon request, a copy of its filed Articles of Incorporation. In addition, if the bidder was incorporated in another state, it must establish that it is authorized to do business in the State of Florida. If the bidder is using a fictitious name, it must submit upon request, proof of registration of such name with the Clerk of the Circuit Court of the County where its principal place of business is. Failure to submit what is required is grounds to reject the bid of that bidder.

SECTION 2 – GENERAL INSTRUCTIONS. Section I-2.14 NONDISCRIMINATION IN EMPLOYMENT is changed to add the following to the end of the existing text:

The following provisions are hereby incorporated into any contract executed by or on behalf of the City. Contractor shall comply with the following Statement of Assurance: During the performance of the Contract, the Contractor assures the City, that the Contractor is in compliance with Title VII of the 1964 Civil Rights Act, as amended, the Florida Civil Rights Act of 1992, and the City of Tampa Code of Ordinances, Chapter 12, in that Firm/Contractor does not on the grounds of race, color, national origin, religion, sex, sexual orientation, gender identity or expression, age, disability, familial status, or marital status, discriminate in any form or manner against said Firm's/Contractor's employees or applicants for employment. Contractor understands and agrees that the Contract is conditioned upon the veracity of this Statement of Assurance, and that violation of this condition shall be considered a material breach of the Award/Contract. Furthermore, Contractor herein assures the City that said Contractor will comply with Title VI of the Civil Rights Act of 1964 when federal grant(s) is/are

INSTRUCTIONS TO BIDDERS
SECTION 1 - SPECIAL INSTRUCTIONS

involved. This Statement of Assurance shall be interpreted to include Vietnam-Era Veterans and Disabled Veterans within its protective range of applicability. Firm/Contractor further acknowledges and agrees to provide the City with all information and documentation that may be requested by the City from time to time regarding the solicitation, selection, treatment and payment of subcontractors, suppliers and vendors in connection with this Award/Contract. Firm/Contractor further acknowledges that it must comply with City of Tampa Code of Ordinances, Chapter 26.5.

I-1.05 TIME FOR COMPLETION:

The work shall be arranged to be completed in accordance with a progress schedule approved by the Construction Engineer.

The time for completion of this project, referred in Article 4.01 of the Agreement, shall be 365 consecutive calendar days. The period for performance shall start from the date indicated in the Notice To Proceed.

I-1.06 LIQUIDATED DAMAGES:

The amount of liquidated damages, referred to in Article 4.06 of the Agreement, for completion of this project shall be \$500 per calendar day.

I-1.07 BASIS OF AWARD OF CONTRACT:

The basis of award referred to in Item I-2.11 of Instructions to Bidders shall be the greatest amount of work, which can be accomplished within the funds available as budgeted. The award may be made on the basis of the total bid, base bid, alternates(s) if any, unit bids if any, or any combination thereof deemed to be in the best interest of the City.

Unless all bids are rejected, the award will be made within 90 days after opening proposals.

I-1.08 GROUND BREAKING CEREMONY:

Arrangement may be made by the City in coordination with the Contractor, for construction to commence with a Ground Breaking Ceremony. Details will be discussed at the pre-construction conference.

I-1.09 INSURANCE:

The insurance required for this project shall be as indicated on the attached and incorporated Special Instructions pages beginning with page INS-1 entitled CITY OF TAMPA INSURANCE REQUIREMENTS, which among other things requires the Contractor to provide a Certificate of Insurance to the City prior to commencing work. The City may from time to time use a third party vendor to manage its insurance certificates and related documentation which vendor may periodically initiate contact, requests for information, etc. on the City's behalf.

I-1.10 TESTING:

The Contractor shall perform all Quality Control (QC) testing to meet the FDOT requirements in the Florida Department of Transportation, JULY 2022 Standard Specifications for Road and Bridge Construction

INSTRUCTIONS TO BIDDERS
SECTION 1 – SPECIAL INSTRUCTIONS

I-1.11 EQUAL BUSINESS OPPORTUNITY PROGRAM (EBO) REQUIREMENTS / PROJECT SUBCONTRACTING GOAL(S)

BIDDERS MUST SUBMIT COMPLETED AND SIGNED CITY OF TAMPA FORMS MBD-10 AND MBD-20 WITH THEIR BIDS. BIDS SUBMITTED WITHOUT THESE COMPLETED FORMS (INCLUDING SIGNATURES) WILL BE DEEMED NON-RESPONSIVE. INSTRUCTIONS ON COMPLETING THE FORMS ARE INCLUDED AFTER EACH FORM IN THIS BID PACKAGE.

THE CHECKED BOX INDICATES SECTION THAT APPLIES TO THIS BID.



SUBCONTRACTING GOAL – (WMBE and SLBE)

In accordance with the City of Tampa's EBO Program, Chapter 26.5, City of Tampa Code, the subcontracting goal(s) has/have been established for subcontracting with City-certified underutilized WMBEs (Women and Minority Business Enterprises) and/or SLBEs (Small Local Business Enterprises) on this project (hereinafter "Goal"). *The Goal is based, in part, upon the availability of City-certified firms to perform the anticipated scope of work (Bid is subject to the subcontracting project goal(s) section for which a corresponding numerical percent is indicated).* **Project Industry Category: Construction**

- Project Goal(s):** _____% **U-WMBE (Underutilized Woman and Minority Business Enterprise) (EBO Program)**
per MBD Form-70 the U-WMBE subcontract Classification for Construction is African American (BBE)
- _____% **SLBE (Small Local Business Enterprise) (EBO Program) only City-certified SLBEs**
- _____ **16% U-WMBE/SLBE Combined (EBO Program)**
per MBD Form-70 the U-WMBE subcontract Classification for Construction is African American (BBE) together with City-certified SLBEs
- _____% **WMBE/SLBE ASPIRATIONAL (EBO Program)** An all-inclusive SLBE/WMBE goal; any City certified firm counts towards goal attainment.

BIDDERS **MUST SOLICIT ALL COMPANIES ON THE ATTACHED AVAILABILITY CONTACT LIST** at least **five (5) City business days or more prior to bid opening as a first step** to demonstrate Good Faith Efforts to achieve the Goal. Substantive documentation that demonstrates Good Faith Efforts to achieve the Goal **must be submitted with the bid**, including emails, faxes, phone calls, letters, and other communication with City-certified firms. Bidders may explore other potential opportunities for subcontracting by consulting the current directory of all certified firms posted by the City of Tampa at <https://tampa.diversitysoftware.com> as the Availability Contact List may not be inclusive of all firms that could count toward Goal attainment. However, ONLY SUBCONTRACTING with those specific WMBEs designated as "underutilized" by Classification in the appropriate industry category (and, if made applicable by being specifically included in the above Goal, SLBEs) will count toward meeting the Goal. Making Good Faith Efforts through these and other means (not pro-forma) is the responsibility of the Bidder. See the attached Good Faith Effort Compliance Plan (GFECF) (MBD Form-50) for specific requirements.

GOOD FAITH EFFORT COMPLIANCE PLAN (GFECF) REQUIRED (MBD FORM-50). When a Goal has been established, the Bidder **must submit** with its bid a Good Faith Effort Compliance Plan (GFECF) using the attached MBD Form-50 together with supporting documentation as specified therein. **Submittals that do not contain MBD Form-50 when a Goal has been established will be deemed non-responsive.** Additional explanation and documentation is required whenever a City-certified subcontractor's quote is not utilized. Any additional information regarding GFECF (post-bid) shall be only upon the City's request for clarification of information submitted with bid and **not to "cure" omissions or deficiencies** of the bid.

NOTE: When U-WMBEs are included in a Goal, only those City-certified subcontractors whose WMBE Classification is designated "underutilized" will count toward Goal attainment. Refer to **MBD Form-70** to identify underutilized WMBEs by subcontract Classification for the applicable project industry category. A prime bidder who is a City-certified WMBE and/or SLBE is not exempt from the **GFECF MBD Form-50** requirements.



SUBCONTRACTING GOAL – (DBE) FDOT DISADVANTAGED BUSINESS ENTERPRISE PROGRAM

The City of Tampa is required to use the Florida Department of Transportation (FDOT) Disadvantaged Business Enterprise (DBE) program on contracts with Federal Highway Administration (FHWA) funds. Effective October 1, 2017 through to September 30, 2020, the overall FDOT DBE aspirational goal is **10.65%** and is *race neutral*, meaning that FDOT believes the aspirational DBE goal may be achieved entirely through ordinary, competitive procurement methods. Despite the absence of a contract specific DBE goal on this project, the City encourages bidders to seek out and use DBEs and other minority, small businesses. For assistance in identifying certified DBEs, FDOT offers the use of its supportive services program accessed via FDOT's Equal Opportunity Office at <http://www.fdot.gov/equalopportunity/serviceproviders.shtm>. FDOT DBE rules and regulations apply to this solicitation, including the requirement to report bidder opportunity information in the FDOT Equal Opportunity Compliance (EOC) web-based application within three (3) business days of submission of the bid for ALL subcontractors who quoted bidder for this specific project. The five (5) char/digit LAP Agreement Contract Number for this project is G_____. The web address to the EOC system is: <https://fdotwp1.dot.state.fl.us/EqualOpportunityCompliance/Account.aspx/LogIn?ReturnUrl=%2fEqualOpportunityCompliance>

NOTE: Regardless of FDOT DBE program applicability, for data collection purposes bidder still **must submit** City Forms MBD-10 and MBD-20 completed and signed with its bid or the bid will be deemed non-responsive.

DIVERSITY MANAGEMENT INITIATIVE (DMI) DATA REPORTING FORMS REQUIRED FOR ALL CONTRACTS

Bidder **must submit**, with its bid, completed and signed Forms MBD-10 and MBD-20 to be considered a responsive bid. Specifically, the 'Schedule of All Solicited Sub-(Contractors/Consultants/Suppliers) (Form MBD-10)' listing all subcontractors (including non-certified) solicited and 'Schedule of All -To Be Utilized Sub-(Contractors/Consultants/Suppliers) (Form MBD-20)' listing all subcontractors (including non-certified) to be utilized. Supplemental forms, such as 'Form MBD-40 Official Letter Of Intent' (LOI), can be submitted with the bid or once declared lowest-responsive bidder. After an award, 'DMI Sub-(Contractors/Consultants/Suppliers) Payment Form (Form MBD-30)' is to be submitted with payment requests to report payments to subcontractors and using the on-line automated MBD compliance software system available at <https://tampa.diversitysoftware.com>

For additional information about the WMBE and SLBE programs contact the Minority and Small Business Development Office at 813-274-5522. (3-18)

INSTRUCTIONS TO BIDDERS
SECTION 1 - SPECIAL INSTRUCTIONS

I-1.12 BID SECURITY:

Surety companies shall have a rating of not less than B+ Class VI as evaluated in the most recently circulated Best KeyRating Guide Property/Casualty.

I-1.13 PUBLIC CONSTRUCTION BOND:

The Bidder who is awarded the Contract will be required to furnish a Public Construction Bond upon the form provided herein, equal to 100 percent of the Contract price, such Bond to be issued and executed by (a) surety company(ies) acceptable to the City and licensed to underwrite contracts in the State of Florida. After execution of the Agreement and before commencing work, the Contractor must provide the City a certified copy of the officially recorded Bond.

I-1.14 AGREEMENT

SECTION 2 – POWERS OF THE CITY’S REPRESENTATIVES, new Article 2.05:

Add the following:

Article 2.05 CITY’S TERMINATION FOR CONVENIENCE:

The City may, at any time, terminate the Contract in whole or in part for the City’s convenience and without cause. Termination by the City under this Article shall be by a notice of termination delivered to the Contractor, specify the extent of termination and the effective date.

Upon receipt of a notice of termination, the Contractor shall immediately, in accordance with instructions from the City, proceed with performance of the following duties regardless of delay in determining or adjusting amounts due under this Paragraph:

- (a) cease operations as specified in the notice;
- (b) place no further orders and enter into no further subcontracts for materials, labor, services or facilities except as necessary to complete continued portions of the Contract;
- (c) terminate all subcontracts and orders to the extent they relate to the Work terminated;
- (d) proceed to complete the performance of Work not terminated; and
- (e) take actions that may be necessary, or that the City may direct, for the protection and preservation of the terminated Work.

The amount to be paid to the Contractor by the City because of the termination shall consist of:

- (a) for costs related to work performed on the terminated portion of the Work prior to the effective date including termination costs relative to subcontracts that are properly chargeable to the terminated portion of the Work;
- (b) the reasonable costs of settlement of the Work terminated, including accounting, legal, clerical and other expenses reasonable necessary for the preparation of termination settlement proposals and supporting data; additional costs of termination and settlement of subcontracts excluding amounts of such settlements; and storage, transportation, and other costs incurred which are reasonably necessary for the preservation, protection or disposition of the terminated Work; and
- (c) a fair and reasonable profit on the completed Work unless the Contractor would have sustained a loss on the entire Contract had it been completed.

Allowance shall be made for payments previously made to the Contractor for the terminated portion of the Work, and claims which the City has against the Contractor under the Contract, and for the value of materials supplies, equipment or other items that are part of the costs of the Work to be disposed of by the Contractor.

SECTION 5 – SUBCONTRACTS AND ASSIGNMENTS, Article 5.01, Page A-7, last paragraph:

Change “...twenty-five (25) percent...” to “...fifty-one (51) percent...”

SECTION 8 – CONTRACTOR’S EMPLOYEES, Article 8.03, Page A-9, delete Article 8.03 in its entirety and

Replace with the following new article:

ARTICLE 8.03 EMPLOYMENT OPPORTUNITIES

The Contractor shall, in the performance of the work required to be done under this Contract, employ all workers without discrimination and must not maintain, provide or permit facilities that are segregated.

INSTRUCTIONS TO BIDDERS
SECTION 1 - SPECIAL INSTRUCTIONS

SECTION 10 – PAYMENTS, Article 10.05, Page A-10, 1st Paragraph, 1st Sentence:
Change "...fair value of the work done, and may apply for..." to "...fair value of the work done, and shall apply for..."

SECTION 10 – PAYMENTS, Article 10.05, Page A-10, 1st Paragraph, 1st Sentence:
Change "...fair value of the work done, and may apply for..." to "...fair value of the work done, and shall apply for..." Note: Retainage as referenced in Article 10.05 is limited to a maximum of five percent (5%).

SECTION 11 – MISCELLANEOUS PROVISIONS, Article 11.02, Page A-12, 1st Paragraph, 2nd Sentence:
Delete the 2nd Sentence in its entirety and replace it with the following new 2nd Sentence:

Without limiting application of Article 11.07, below, whenever the Contractor is required or desires to use any design, device, material, or process covered by letters of patent or copyright, the Contractor shall indemnify, defend, and hold harmless the City Indemnified Parties (as defined below) from any and all Claims (as defined below) for infringement by reason of the use of any such patented design, device, tool, material, equipment, or process, to be performed under the Contract and damages which may be incurred by reason of such infringement at any time during the prosecution or after completion of the work.

SECTION 11 – MISCELLANEOUS PROVISIONS, Article 11.03, Page A-12:
Delete Article 11.03 in its entirety and replace with the following new article:
ARTICLE 11.03 INTENTIONALLY OMITTED.

SECTION 11 – MISCELLANEOUS PROVISIONS, Article 11.07, Page A-12:
Delete Article 11.07 in its entirety and replace with the following new article:
ARTICLE 11.07 INDEMNIFICATION PROVISIONS

Whenever there appears in this Agreement, or in the other Contract Documents made a part hereof, an indemnification provision within the purview of Chapter 725.06, Laws of Florida, the monetary limitation on the extent of the indemnification under each such provision shall be One Million Dollars or a sum equal to the total Contract price, whichever shall be the greater.

Contractor releases and agrees to defend, indemnify and hold harmless the City, its officers, elected and appointed officials, employees, and/or agents (collectively, "City Indemnified Parties") from and against any and all losses, liabilities, damages, penalties, settlements, judgments, charges, or costs (including without limitation attorneys' fees, professional fees, or other expenses) of every kind and character arising out of any and all claims, liens, is entitled to indemnification hereunder. This obligation shall in no way be limited in any nature whatsoever by any limitation on the amount or type of Contractor's insurance coverage.

The parties agree that to the extent the written terms of this indemnification are deemed by a court of competent jurisdiction to be in conflict with any provisions of Florida law, in particular Sections 725.06 and 725.08, Florida Statutes, the written terms of this indemnification shall be deemed by any court of competent jurisdiction to be modified in such a manner as to be in fully and complete compliance with all such laws and to contain such limiting conditions or limitations of liability, or to not contain any unenforceable or prohibited term or terms, such that this indemnification shall be enforceable in accordance with and to the maximum extent permitted by Florida law.

The obligation of Contractor under this Article is absolute and unconditional; it is not conditioned in any way on any attempt by a City Indemnified Party to collect from an insurer any amount under a liability insurance policy, and is not subject to any set-off, defense, deduction, or counterclaim that the Contractor might have against the City Indemnified Party. The duty to defend hereunder is independent and separate from the duty to indemnify, and the duty to defend exists regardless of any ultimate liability of Contractor, the City, and any City Indemnified Party. The duty to defend arises immediately upon presentation of a Claim by any party and written notice of such Claim being provided to Contractor. Contractor's defense and indemnity obligations hereunder will survive the expiration or earlier termination of this Contract.

INSTRUCTIONS TO BIDDERS
SECTION 1 - SPECIAL INSTRUCTIONS

Contractor agrees and recognizes that the City Indemnified Parties shall not be held liable or responsible for any Claims which may result from any actions or omissions of Contractor in which the City Indemnified Parties participated either through providing data or advice and/or review or concurrence of Contractor's actions. In reviewing, approving or rejecting any submissions by Contractor or other acts of Contractor, the City in no way assumes or shares any responsibility or liability of Contractor or any tier of subcontractor/subconsultant/supplier, under this Contract.

In the event the law is construed to require a specific consideration for such indemnification, the parties agree that the sum of Ten Dollars and 00/100 (\$10.00), receipt of which is hereby acknowledged, is the specific consideration for such indemnification and the providing of such indemnification is deemed to be part of the specifications with respect to the services provided by Contractor.

SECTION 11 – MISCELLANEOUS PROVISIONS, Article 11.12, Page A-13:
Change Article 11.12 to add the following new language after existing text:

The City of Tampa is a public agency subject to Chapter 119, Florida Statutes. In accordance with Florida Statutes, 119.0701, Contractor agrees to comply with Florida's Public Records Law, including the following:

1. Contractor shall keep and maintain public records required by the City to perform the services under this Agreement;
2. Upon request by the City, provide the City with copies of the requested records, having redacted records in total on in part that are exempt from disclosure by law or allow the records to be inspected or copied within a reasonable time (with provision of a copy of such records to the City) on the same terms and conditions that the City would provide the records and at a cost that does not exceed that provided in Chapter 119, Florida Statutes, or as otherwise provided by law;
3. Ensure that records, in part or in total, that are exempt or that are confidential and exempt from disclosure requirements are not disclosed except as authorized by law for the duration of the Agreement term and following completion (or earlier termination) of the Agreement if Contractor does not transfer the records to the City;
4. Upon completion (or earlier termination) of the Agreement, Contractor shall within 30 days after such event either transfer to the City, at no cost, all public records in possession of the Contractor or keep and maintain the public records in compliance with Chapter 119, Florida Statutes. If Contractor transfers all public records to the City upon completion (or earlier termination) of the Agreement, Contractor shall destroy any duplicate records that are exempt or confidential and exempt from public records disclosure requirements. If Contractor keeps and maintains public records upon completion (or earlier termination) of the Agreement, Contractor shall meet all applicable requirements for retaining public records. All records stored electronically must be provided to the City in a format that is compatible with the information technology systems of the agency.

The failure of Contractor to comply with Chapter 119, Florida Statutes, and/or the provisions set forth in this Article shall be grounds for immediate unilateral termination of the Agreement by the City; the City shall also have the option to withhold compensation due Contractor until records are received as provided herein.

IF CONTRACTOR HAS QUESTIONS REGARDING THE APPLICATION OF CHAPTER 119, FLORIDA STATUTES, TO CONTRACTOR'S DUTY TO PROVIDE PUBLIC RECORDS RELATING TO THIS AGREEMENT, CONTACT THE CUSTODIAN OF PUBLIC RECORDS AT 813-274-8598, JIM.GREINER@TAMPAGOV.NET, AND CONTRACT ADMINISTRATION DEPARTMENT, TAMPA MUNICIPAL OFFICE BUILDING, 4TH FLOOR, 306 E. JACKSON ST. TAMPA, FLORIDA 33602.

INSTRUCTIONS TO BIDDERS
SECTION 1 - SPECIAL INSTRUCTIONS

I-1.15 Contractors must utilize the U.S. Department of Homeland Security's E-Verify Systems to verify the employment eligibility of all persons employed during the term of the Contract to perform employment duties within the State of Florida and all persons, including subcontractors, assigned by Contractor to perform work pursuant to the contract.

E-Verify. In accordance with Section 448.095, Florida Statutes, the Contractor agrees to register with and utilize the U.S. Department of Homeland Security's E-Verify system to verify the employment eligibility of all new employees hired during the term of the Contract for the services specified in the Contract. The Contractor must also include a requirement in subcontracts that the subcontractor must register with and utilize the E-Verify system to verify the employment eligibility of all new employees hired by the subcontractor during the Contract term. If the Contractor enters into a contract with a subcontractor, the subcontractor must provide the Contractor with an affidavit stating that the subcontractor does not employ, contract with, or subcontract with an unauthorized alien. The Contractor shall maintain a copy of such affidavit for the duration of the Contract. If the City has a good faith belief that the Contractor has knowingly violated Section 448.09(1), Florida Statutes, the City shall terminate the Contract with the Contractor, and the Contractor may not be awarded a contract with the City for at least 1 year after the date on which the Contract was terminated. The Contractor is liable for any additional costs incurred by the City as a result of the termination of the Contract. If the City has a good faith belief that a subcontractor knowingly violated the law, but the Contractor has otherwise complied with the law, the City shall promptly notify the Contractor and order the Contractor to immediately terminate the contract with the subcontractor.

I-1.16 GENERAL PROVISIONS; G-2.02 Copies Furnished to Contractor: Replace the first paragraph with the following:

The Contractor shall acquire for its use copies of the plans and specifications as needed, which may be downloaded from the City's web site, at <http://www.tampagov.net/contract-administration/programs/construction-project-bidding>.

Bidder as part of the solicitation process (and as Contractor if Bidder is successful) may hold, come into possession of, and/or generate certain building plans, blueprints, schematic drawings, including draft, preliminary, and final formats, which depict the internal layout and structural elements of a building, facility, or other structure owned or operated by the City or an agency (singularly or collectively "Exempt Plans"), which pursuant to Section 119.071(3), Florida Statutes, are exempt from Section 119.07(1), Florida Statutes and Section 24(a), Art. I of the Florida State Constitution. Contractor certifies it has read and is familiar the exemptions and obligations of Section 119.071(3), Florida Statutes; further that Contractor is and shall remain in compliance with same, including without limitation maintaining the exempt status of such Exempt Plans, for so long as any Exempt Plans are held by or otherwise in its possession.

I-1.17 PAYMENT DISPUTE RESOLUTION

Any dispute pertaining to pay requests must be presented to the City pursuant to Executive Order 2003-1.

I-1.18 SCRUTINIZED COMPANIES CERTIFICATION

Section 287.135, Florida Statutes, prohibits agencies or local governmental entities from contracting for goods or services of any amount with companies that are on the Scrutinized Companies that Boycott Israel List or are engaged in a boycott of Israel, and of \$1 million or more with companies that are on either the Scrutinized Companies with Activities in Sudan List or the Scrutinized Companies with Activities in the Iran Petroleum Energy Sector List, or are engaged in business operations in Cuba or Syria. Specifically, Section 287.135(2), Florida Statutes, states: "A company is ineligible to, and may not, bid on, submit a proposal for, or enter into or renew a contract with an agency or local governmental entity for goods or services of: (a) Any amount if, at the time of bidding on, submitting a proposal for, or entering into or renewing such contract, the company is on the Scrutinized

INSTRUCTIONS TO BIDDERS
SECTION 1 - SPECIAL INSTRUCTIONS

Companies that Boycott Israel List, created pursuant to s. 215.4725, or is engaged in a boycott of Israel; or (b) One million dollars or more if, at the time of bidding on, submitting a proposal for, or entering into or renewing such contract, the company: 1. Is on the Scrutinized Companies with Activities in Sudan List or the Scrutinized Companies with Activities in the Iran Petroleum Energy Sector List, created pursuant to s. 215.473; or 2. Is engaged in business operations in Cuba or Syria.”

Upon submitting its bid or proposal, a bidder/proposer: (i) certifies the company is not in violation of Section 287.135, Florida Statutes, and shall not be in violation at the time the company enters into or renews any resulting contract; and (ii) agrees any such resulting contract shall be deemed to contain a provision that allows the City, at its option, to terminate such contract for cause if the company is found to have submitted a false certification, been placed on one or any of the foregoing Lists, been engaged in a boycott of Israel, or been engaged in business operations in Cuba or Syria.

I-1.19 FLORIDA'S PUBLIC RECORDS LAW; DATA COLLECTION

Pursuant to Section 119.071(5)(a)2a, Florida Statutes, social security numbers shall only be collected from Bidders and/or Contractor by the City should such number be needed for identification, verification, and/or tax reporting purposes. To the extent Bidder and/or Contractor collects an individual's social security number in the course of acting on behalf of the City pursuant to the terms and conditions of its Proposal or, if awarded, the Agreement, Bidder and/or Contractor shall follow the requirements of Florida's Public Records Law.

I-1.20 APPRENTICESHIP REQUIREMENTS AND REPORTING FORM

Bidders shall comply with the conditions of the Apprenticeship Requirements and Reporting Form, Ordinance No. 2021-33, incorporated into the Contract and as specified therein.

I-1.21 BIDDER'S CRIMINAL HISTORY SCREENING PRACTICES

Per City of Tampa Code of Ordinances, Section 2-284, Bidder is requested to provide information as to whether Bidder has criminal history screenings similar in nature to the practices contained in Chapter 12, Article VI, City of Tampa Code of Ordinances. If the Bidder voluntarily agrees to comply with the City's criminal screening practices as provided in Chapter 12, Article IV of the City Code, the Bidder will receive a two percent (2%) discount for evaluation purposes only if Bidder submits notarized documentation with its bid, and an assurance of compliance with Section 2-284 if awarded the contract ("Ban the Box Requirements"). The City of Tampa's municipal codes are published online by the Municipal Code Corporation at the website link below.

https://www.municode.com/library/fl/tampa/codes/code_of_ordinances

INSTRUCTIONS TO BIDDERS

SECTION 2 GENERAL INSTRUCTIONS

I-2.01 BIDDER'S RESPONSIBILITY

Before submitting Proposals, Bidders shall carefully examine the entire site of the proposed work and adjacent premises and the various means of approach and access to the site, and make all necessary investigations to inform themselves thoroughly as to the facilities necessary for delivering, placing and operating the necessary construction equipment, and for delivering and handling materials at the site, and inform themselves thoroughly as to all difficulties involved in the completion of all the work in accordance with the Contract Documents.

Bidders must examine the Plans, Specifications, and other Contract Documents and shall exercise their own judgment as to the nature and amount of the whole of the work to be done, and for the bid prices must assume all risk of variance, by whomsoever made, in any computation or statement of amounts or quantities necessary to complete the work in strict compliance with the Contract Documents.

Elevations of the ground are shown on the Plans and are believed to be reasonably correct, but are not guaranteed to be absolutely so and are presented only as an approximation. Bidders shall satisfy themselves as to the correctness of all elevations.

The City may have acquired, for its own use, certain information relating to the character of materials, earth formations, probable profiles of the ground, conditions below ground, and water surfaces to be encountered at the site of the proposed work. This information, if it exists, is on file at the offices of the Department of Public Works and Bidders will be permitted to see and examine this information for whatever value they consider it worth. However, this information is not guaranteed, and Bidders should satisfy themselves by making borings or test pits, or by such other methods as they may prefer, as to the character, location, and amounts of water, peat, clay, sand, quicksand, gravel, boulders, conglomerate, rock, gas or other material to be encountered or work to be performed.

Various underground and overhead structures and utilities are shown on the plans. The location and dimensions of such structures and utilities, where given, are believed to be reasonably correct, but do not purport to be absolutely so. These structures and utilities are plotted on the Plans for the information of the Bidders, but information so given is not to be construed as a representation or assurance that such structures will be found or encountered as plotted, or that such information is complete or accurate.

I-2.02 FORM, PREPARATION AND PRESENTATION OF PROPOSALS

Each Proposal shall be submitted upon the Proposal Form and in accordance with the instructions included herein. The Proposal Form must not be detached herefrom. All blank spaces for bid prices must be filled in, in both words and figures, with the unit or lump sum prices, or both, for which the Proposal is made. The computed total price for each unit price Contract Item shall be determined by multiplying the estimated quantity of the item, as set forth in the Proposal Form, by the corresponding unit price bid for such item. The resulting product shall be entered in the appropriate blank space under the column headed "Computed Total Price for Item". The lump sum price bid for each lump sum price Contract Item shall also be entered in the column headed "Computed Total Price for Item". If a Proposal contains any omissions, erasures, alterations, additions, or items not called for in the itemized Proposal, or contains irregularities of any kind, such may constitute sufficient cause for rejection of the Proposal. In case of any discrepancy in the unit price or amount bid for any item in the Proposal, the price as expressed in written words will govern. In no case is the Agreement Form to be filled out or signed by the Bidder.

In the case of certain jobs bid Lump Sum a "Schedule of Unit Prices" must be filled out as an attachment to the Lump Sum proposal. These prices may be used as a guide for the negotiation of change orders, at the City's option.

The proposal must be signed and certified and be presented on the prescribed form in a sealed envelope on/or before the time and at the place stated in the Notice of Bidders, endorsed with the name of the person, firm or corporation presenting it, the date of presentation, and the title of the work for which the Proposal is made.

Unless the apparent low bidder is now engaged in or has recently completed contract work for the City of Tampa, he, if requested, shall furnish to the City, after the opening of bids and prior to award, a summary statement of record of construction experience over the past three (3) years with proper supporting evidence, and, if required by the City, shall also furnish a list of equipment and other facilities pertinent to and available for the proper execution of the proposed work, and a statement of financial resources to the extent necessary to establish ability to carry on the proposed work. The City may make further investigations as considered necessary with respect to responsibility of the Bidder to whom it appears may be awarded the Contract.

If forwarded by mail, the sealed envelope containing the Proposal, endorsed as directed above, must be enclosed in another envelope addressed as specified in the Notice to Bidders and sent by registered mail.

I-2.03 ADDENDA AND INTERPRETATIONS

No interpretation of the meaning of the Plans, Specifications, or other Contract Documents will be made to any Bidder orally.

Every request for such interpretation must be in writing, addressed to the Contract Administration Department, Tampa Municipal Office Building, 4th Floor North, City Hall Plaza, Tampa, Florida 33602. To be given consideration, such request must be received at least seven (7) days prior to the date fixed for the opening of the Proposals. Any and all such interpretations and any supplemental instructions will be in the form of written addenda which, if issued, will be sent by certified mail, with return receipt requested, to all prospective bidders at the respective addresses furnished, for such purposes, not later than three (3) working days prior to the date fixed for the opening of the Proposals, and if requested, a copy will be delivered to the prospective bidder's representative. Failure of any Bidder to receive any such addenda shall not relieve said Bidder from any obligation under his Proposal as submitted. All addenda so issued shall become part of the Contract Documents.

I-2.04 BID SECURITY

Each Proposal must be accompanied by a certified or cashier's check issued by a solvent bank or trust company and payable at sight to the City of Tampa, in compliance with Section 255.051 Florida Statutes, or a Bid Bond upon the form provided herein, in an amount of not less than five percent of the sum of the computed total amount of the Bidder's Proposal as a guarantee that if the Proposal is accepted, the Bidder will execute and fill in the proposed Contract and Public Construction Bond within twenty (20) days after notice of award of the Contract. Certified checks shall have all necessary documentary revenue stamps attached if required by law. Surety on Bid Bonds shall be a duly authorized surety company authorized to do business in the State of Florida, and all such Bonds shall be issued or countersigned by a local resident producing agent, and satisfactory evidence of the authority of the person or persons executing such Bond to Execute the same shall be submitted with the Bond. Bid Bonds shall be issued by a surety company acceptable to the City.

Within ten (10) days after the opening of Proposals, the bid security of all but the three lowest Bidders will be returned. The bid security of the remaining two Bidders whose Proposals are not accepted will be

returned within ten (10) days after the execution of the Contract, or, if no such Contract has been executed, within ninety (90) days after the date of opening Proposals. The bid security of the Bidder whose Proposal is accepted will be returned only after he has duly executed the Contract and furnished the required Public Construction Bond and insurance.

Should it be necessary for the City to retain the bid security and said bid security is in the form of checks, the checks of these Bidders will be returned if replaced by Bid Bonds in an amount equal to the amount of the checks of such Bidders in such form and issued by a surety company acceptable to the City.

A Bidder may withdraw his Proposal before the time fixed for the opening of Proposals, without prejudice to himself, by communicating his purpose, in writing, to the Mayor and City Council, and when his communication is received, the Proposal will be handed to him or his authorized agent unopened. No Bidder may withdraw his Proposal within ninety (90) days after the day of opening Proposals.

The Bidder whose Proposal is accepted shall enter into a written contract, upon the Agreement form included herein, for the performance of the work and furnish the required Public Construction Bond within twenty (20) days after written notice by the City of Award of Contract has been served on such Bidder personally or after receipt of the written notice by registered mail to such Bidder at the address given in his Proposal.

If the Bidder to whom a Contract is awarded refuses or neglects to execute it or fails to furnish the required Public Construction Bond within twenty (20) days after receipt by him of the Notice of Award of Contract, the amount of his bid security shall be forfeited and shall be retained by the City as liquidated damages, and not as a penalty, it being now agreed that said sum is a fair estimate of the amount of damages that the City will sustain in case said Bidder fails to enter into a Contract and furnish the required Public Construction Bond. If a Bid Bond was furnished, the full amount of the Bond shall become due and payable as liquidated damages caused by such failure. The full amount of the bid security shall be forfeited as liquidated damages without consideration of the fact that an award may be less than the full amount of the Bidder's Proposal, excepting that the award shall be within the conditions of said Proposal relating to the basis of consideration for an award. No plea of mistake in the bid or misunderstanding of the conditions of forfeiture shall be available to the Bidder for the recovery of his deposit or as a defense to any action based upon the neglect or refusal to execute a contract.

I-2.05 LAWS AND REGULATIONS

The Bidder who is awarded the Contract must comply with all laws of the State of Florida, and all applicable Ordinances of the City of Tampa respecting labor and compensation and with all other statutes, ordinances, rules and regulations applicable and having the force of law.

I-2.06 PUBLIC CONSTRUCTION BOND

The Bidder who is awarded the Contract will be required to furnish a Public Construction Bond upon the form provided herein, equal to 100 percent of the Contract price, such Bond to be executed by a surety company acceptable to the City of Tampa and licensed to underwrite contracts in the State of Florida. Surety companies shall have a rating of not less than: B+ Class VI as evaluated in the most recently circulated BEST'S KEY RATING GUIDE PROPERTY-LIABILITY.

I-2.07 SIGNATURE AND QUALIFICATIONS OF BIDDERS

Proposals must be signed in ink by the Bidder with signature in full. When a firm is a Bidder, the Proposal shall be signed in the name of the firm by one or more of the partners. When a corporation is a Bidder the officer signing shall set out the corporate name in full beneath which he shall sign his name and give the title of his office. The Proposal shall also bear the seal of the corporation attested by its secretary. Anyone signing the Proposal as agent must file with it legal evidence of his authority to do so.

Bidders who are nonresident corporations shall furnish to the City a

duly certified copy of their permit to transact business in the State of Florida, signed by the Secretary of State, within ten days of the notice to do so. Such notice will be given to Bidders who are nonresident corporations, to whom it appears an award will be made, and the copy of the permit must be filed with the City before the award will be made. Failure to promptly submit this evidence of qualification to do business in the State of Florida may be basis for rejection of the Proposal.

I-2.08 REJECTION OF PROPOSALS

The City reserves the right to reject any Proposal if investigation of the Bidder fails to satisfy the City that such Bidder is properly qualified to carry out the obligations and to complete the work contemplated therein. Any or all Proposals will be rejected if there is reason to believe that collusion exists among Bidders. Proposals will be considered irregular and may be rejected if they show serious omissions, alterations in form, additions not called for, conditions or unauthorized alternates, or irregularities of any kind. The City reserves the right to reject any or all Proposals and to waive such technical errors as may be deemed best for the interests of the City.

I-2.09 QUANTITIES ESTIMATED ONLY

The estimate of quantities of the various items of work and materials, if set forth in the Proposal Form, is approximate only and is given solely to be used as a uniform basis for the comparison of Proposals.

The quantities actually required to complete the Contract work may be less or more than so estimated, and if awarded a Contract for the work specified, the Contractor agrees that he will not make any claim for damages or for loss of profits because of a difference between the quantities of the various classes of work assumed for comparison of Proposals and quantities of work actually performed. The City further reserves the right to vary the quantities in any amount.

I-2.10 COMPARISON OF PROPOSALS

Except jobs bid on a "One Lump Sum" basis, proposals will be compared on the basis of a total computed price arrived at by taking the sum of the estimated quantity of each item and the corresponding unit price of each item, and including any lump sum prices on individual items.

The computed total prices for individual Contract Items and the total computed price for the entire Contract, as entered by the Bidder in the Proposal Form, are for convenience only and are subject to correction in the tabulation and computation of the Proposals.

I-2.11 BASIS OF AWARD

The Contract will be awarded, if at all, to the lowest responsible Bidder or Bidders, as determined by the City and by the terms and conditions of the Contract Documents. Unless all bids are rejected, the award will be made within ninety (90) days after the opening of Proposals. The successful Bidder will be required to possess, or obtain, a valid City Occupational License.

I-2.12 INSURANCE REQUIRED

The successful Bidder and his subcontractors will be required to procure and pay for insurance covering the work in accordance with the provisions of Article 6.02 of the Agreement as indicated on special instructions pages beginning with INS-1.

I-2.13 NO ASSIGNMENT OF BID

No Bidder shall assign his bid or any rights thereunder.

I-2.14 NONDISCRIMINATION IN EMPLOYMENT

Contracts for work under this Proposal will obligate the contractors and subcontractors not to discriminate in employment practices.

Bidders must, if requested, submit with their initial bid a signed statement as to whether they have previously performed work subject to the President's Executive Order Nos. 11246 and 11375.

Bidders must, if requested, submit a compliance report concerning their employment practices and policies in order to maintain their eligibility to receive the award of the Contract.

Successful Bidders must, if requested, submit a list of all subcontractors who will perform work on the project and written,

signed statement from authorized agents of the labor pools with which they will or may deal for employees on the work together with supporting information to the effect that said labor pools practices and policies are in conformity with Executive Order No. 11246 and that said labor pools will affirmatively cooperate in or offer no hindrance to the recruitment, employment and equal treatment of employees seeking employment and performing work under the Contract, or a certification as to what efforts have been made to secure such statements when such agents or labor pools have failed or refused to furnish them prior to the award of the Contract.

I-2.15 LABOR STANDARDS

The Bidder's attention is directed to the Contract Provisions of the Labor Standards for federally assisted projects which may be attached to and made a part of the Agreement.

I-2.16 NOTICE TO LABOR UNIONS

If applicable, the successful Bidder will be required to provide Labor Unions and other organizations of workers a completed copy of the form entitled "Notice to Labor Unions or Other Organizations of Workers", and such form may be made a part of the Agreement.

I-2.17 NOTICE TO PROSPECTIVE FEDERALLY-ASSISTED CONSTRUCTION CONTRACTORS

A Certification of Nonsegregated Facilities, as required by the May 9, 1967, Order (32 F.R. 7439, May 19, 1967) on Elimination of Segregated Facilities, by the Secretary of Labor, must be submitted to said Secretary prior to the award of a federally-assisted construction and Contract exceeding \$10,000 which is not exempt from the provisions of the Equal Opportunity Clause. The form of certification may be bound herein following the form of Bid Bond.

Contractors receiving federally-assisted construction Contract awards exceeding \$10,000 which are not exempt from the provisions of the Equal Opportunity Clause will be required to provide for the forwarding of the following notice to prospective subcontractor for supplies and construction contracts where the subcontracts exceed \$10,000 and are not exempt from the provisions of the Equal Opportunity Clause:

NOTICE TO PROSPECTIVE SUBCONTRACTORS OF REQUIREMENT FOR CERTIFICATIONS OF NONSEGREGATED FACILITIES

"A Certification of Nonsegregated Facilities, as required by the May 9, 1967, Order (32 F.R. 7439, May 19, 1967) on Elimination of Segregated Facilities, by the Secretary of Labor, must be submitted prior to the award of a subcontract exceeding \$10,000 which is not exempt from the provisions of the Equal Opportunity Clause."

"Contractors receiving subcontract awards exceeding \$10,000 which are not exempt from the provisions of the Equal Opportunity Clause will be required to provide from the forwarding of this notice to prospective subcontractors for supplies and construction contracts where the subcontracts exceed \$10,000 and are not exempt from the provisions of the Equal Opportunity Clause."

The United States requires a pre-award conference if a proposed construction contract exceeds one million dollars to determine if the the prospective contractor is in compliance with the Equal Employment Opportunity requirements of Executive Order 11246 of September 24, 1965. In such instances, a meeting may be scheduled at which the prospective contractor must specify what affirmative action he has taken or proposed to take to assure equal employment opportunity which must be approved by the United States before award of the contract will be authorized.

Bidders must be prepared to submit an Equal Employment Opportunity (EEO) plan at a pre-award conference. The plan must include bidding opportunities offered by the Bidder to minority subcontractors.

On October 13, 1971, President Nixon issued Executive Order 11246 emphasizing the government's commitment to the promotion of minority business enterprise. Accordingly, the United States is firmly

committed to the utilization of available resources to support this important program. U.S. agencies are most interested in realizing minority participation on the subject. Achieving equal employment opportunity compliance is required through Executive Order 11246. WE cannot emphasize too strongly that minority subcontractors be extended subcontractors bidding opportunities as but one step in your affirmative action policy.

Due to the importance of this contract, U.S. Agencies may conduct an EEO Conference prior to the award of the Contract. It is suggested that the responsive Bidder confirm the minority subcontractors he contacted for bids or quotations in his EEO plan submitted at the conference.

I-2.18 EEO AFFIRMATIVE ACTION REQUIREMENTS

By the submission of a Proposal, each Bidder acknowledges that he understands and will agree to be bound by the equal opportunity requirements of Federal regulations which shall be applicable throughout the performance of work under any contract awarded pursuant to solicitation. Each Bidder agrees that if awarded a contract, he will similarly bind contractually each subcontractor. In policies, each Bidder further understands and agrees that if awarded a contract, he must engage in Affirmative Action directed to promoting and ensuring equal employment opportunity in the work force used under the contract (and he must require contractually the same effort of all subcontractors whose subcontracts exceed \$100,000). The Bidder understands and agrees that "Affirmative Action" as used herein shall constitute a good faith effort to achieve and maintain minority employment in each trade in the on-site work force used on the project. ***** END of SECTION *****

ORDINANCE NO. 2021- 33

1
2
3
4
5
6
7
8
9
10
11
12
13
14
15
16
17
18
19
20
21
22
23
24
25
26
27
28
29
30
31
32
33
34
35
36
37
38
39
40
41
42
43
44

AN ORDINANCE OF THE CITY OF TAMPA, FLORIDA, AMENDING CITY OF TAMPA CODE OF ORDINANCES CHAPTER 26.5 TO ADD "ARTICLE IV. APPRENTICE REQUIREMENTS IN CITY CONSTRUCTION CONTRACTS"; SECTIONS 26.5-211 THROUGH 26.5-216; TO ESTABLISH REQUIREMENTS PERTAINING TO THE USE OF APPRENTICE LABOR IN CERTAIN CITY OF TAMPA CONSTRUCTION PROJECTS, TO INCLUDE SPECIFIC EXCEPTIONS THERETO; TO PROVIDE CONDITIONS RELATING TO DOCUMENTATION, INCENTIVE FOR COMPLIANCE, FEE FOR NONCOMPLIANCE AND OTHER REMEDIES, IMPLEMENTATION, EXPANSION OF SCOPE AND REPORTING; REPEALING ALL ORDINANCES OR PARTS OF ORDINANCES IN CONFLICT THEREWITH; PROVIDING FOR SEVERABILITY; PROVIDING AN EFFECTIVE DATE.

WHEREAS, construction contractors in the City of Tampa have identified a shortage of skilled labor for construction projects and a need to train younger workers as the existing job force ages; and

WHEREAS, this shortage of labor could result in delays, expenses, and other challenges to the City's future construction projects; and

WHEREAS, the City of Tampa has determined that apprenticeships create opportunities for training and experience that will assist in ensuring that a trained workforce will be available for future City construction projects; and

WHEREAS, requiring the employment of apprentices on certain City of Tampa construction projects will promote business and economic development by increasing the number of skilled workers in the City; and

WHEREAS, the City of Council of the City of Tampa has determined that the creation of Chapter 26.5, Article IV, pertaining to Apprentice Requirements in City Construction Projects, is appropriate and in the interest of the public health, safety or welfare of the City of Tampa at this time; and

WHEREAS, duly noticed public hearings, as required by law, were held by the City Council of the City of Tampa at which all residents and interested persons were given an opportunity to be heard.

1
2
3
4
5
6
7
8
9
10
11
12
13
14
15
16
17
18
19
20
21
22
23
24
25
26
27
28
29
30
31
32
33
34
35
36
37
38
39
40
41

NOW, THEREFORE,

**BE IT ORDAINED BY THE CITY COUNCIL
OF THE CITY OF TAMPA, FLORIDA:**

Section 1. That the recitals set forth above are hereby incorporated as if fully set forth herein.

Section 2. That the City of Tampa Code, Section 26.5, is hereby amended by creating Article IV, Sections 26.5-211 through 26.5-216, to read as follows:

“ARTICLE IV.- APPRENTICE REQUIREMENTS IN CITY CONSTRUCTION CONTRACTS

DIVISION 1. - IN GENERAL

Sec 26.5-211. – Title; Applicability.

This Article IV shall be known and may be cited as the “City of Tampa Apprentice Requirements in City Construction Contracts Ordinance”. This Article shall apply to contracts for certain City of Tampa construction projects as specified in more detail herein.

Sec. 26.5-212. Legislative Findings and Intent.

(a) There is a shortage of skilled labor for construction projects and a need to train younger workers as the existing job force ages. This shortage of labor could result in delays, expenses, and other challenges to the City's future construction projects. Apprenticeships create opportunities for training and experience that will assist in ensuring that a trained workforce will be available for future City construction projects. By requiring contactors to use apprentices for City construction contracts, it is the intent of the City to increase the number of apprentices used by contractors, creating opportunities that will enable these apprentices to develop into more skilled labor that will then be available for City construction projects.

(b) Apprenticeship programs are recognized as an effective means of providing training and experience to individuals seeking to enter or advance in the workforce, offering an opportunity to earn wages while acquiring valuable marketable skills. The training that apprentices receive on city projects will also help them to market their skills to other contractors. In this way, apprenticeship training helps create a skilled pipeline of talent to support and sustain ongoing economic development activities in the City of Tampa.

Sec.26.5-213. - Definitions.

Apprentice means any person who is enrolled in and participating in an apprenticeship program or on-the-job training program registered with the Florida Department of Education or the United States Department of Labor, or in

1 a registered on-the-job training program, as defined in Chapter 446, Florida
2 Statutes.

3 *Bidder* means any individual, firm, corporation, partnership, company,
4 association, joint venture, or other entity that seeks the award of a construction
5 contract.

6 *Contractor* means any individual, firm, corporation, partnership, company,
7 association, joint venture, or other entity that has a construction contract with the
8 City.

9 *Construction contract*, for purposes of this article, means a contract
10 between the City and a contractor for a vertical construction project, as defined
11 herein. By no later than one year after implementation of this ordinance, this
12 definition shall be expanded to include horizontal construction projects, as also
13 defined herein.

14 *Vertical construction project* means a project, funded by City dollars in an
15 amount of at least one million dollars (\$1,000,000) priced on the basis of a lump
16 sum/fixed price amount, that involves the process of building, altering, repairing,
17 improving, or demolishing any public structure or building, or other public
18 improvements of any kind that are predominantly vertical (i.e., above-ground), on
19 or to any real property owned or under the control of the City, which work is being
20 performed under a construction contract. For purposes of this article, vertical
21 construction also includes on-site horizontal work that is integral to or part of the
22 vertical construction project.

23 *Horizontal construction project* means a project, funded by City dollars in
24 an amount of at least one million dollars (\$1,000,000) priced on the basis of a
25 lump sum/fixed price amount, that involves construction of highways, roads,
26 streets, bridges, utilities, water distribution or transmission pipelines, wastewater
27 interceptors, force mains or collection systems, and stormwater conveyance
28 facilities. For purposes of this article, horizontal construction also includes
29 rehabilitation of water, wastewater and stormwater pipelines including, but not
30 limited to, cured-in place, pulled-in place and pipe bursting methods.

31 *Good faith effort* means that the contractor, without an intent to defraud
32 or seek an unfair advantage, took all necessary steps to secure and maximize,
33 consistent with the requirements of this section, the required percentage for
34 apprentices on a construction project, to the satisfaction of the City of Tampa.
35 The contractor shall provide evidence of good faith efforts for consideration by
36 the City, which evidence may include documentation of the contractor's contacts

1 with the Florida Department of Education, Division of Career and Adult
2 Education's Apprenticeship Section; documentation of its contacts with state-
3 approved training programs, with labor organizations, and/or with technical
4 schools and training schools; documentation of its use of job fairs and other
5 outreach efforts; the frequency and duration of any employment advertisements
6 for apprentices; the extent to which the size of a contractor's workforce affects its
7 hiring opportunities for apprentices; and any other evidence demonstrating to the
8 satisfaction of the City that the contractor made a good faith attempt to secure
9 apprentice labor.

10 *Subcontractor* means an entity or individual providing services to the City
11 through a contractor for all or any portion of the construction contract.

12 *Labor hours* means the total hours worked on the site of a construction
13 project by workers who are employed by contractors or subcontractors on the
14 construction project, excluding hours worked by forepersons, superintendents, or
15 owners. Notwithstanding the above, the percentage requirements of this article
16 shall apply to the labor hours performed in a trade(s) for which registered
17 apprenticeship programs or on-the-job training programs exist.

18 **Sec. 26.5-214. - Apprenticeship Requirements and Exceptions.**

19 (a) When responding to a City of Tampa solicitation for a vertical construction project, a
20 bidder must certify that:

- 21 (1) The bidder or its subcontractors participate in an apprenticeship program that is
22 registered with the Florida Department of Education or the United States
23 Department of Labor; or
- 24 (2) The bidder commits that at the time the bidder executes a construction contract,
25 it or its subcontractors will be participating in an apprenticeship program that is
26 approved by the Florida Department of Education or the United States
27 Department of Labor or an on-the-job training program; or
- 28 (3) The bidder has submitted documentation that confirms, to the satisfaction of the
29 City of Tampa, that there are no registered apprenticeship or on-the-job training
30 programs for any type of work to be performed on the construction project.

31 (b) Prior to the City entering a construction contract, the City must receive
32 documentation from the bidder verifying compliance with Section 26-214(a).

33 (c) For the duration of the construction contract, as same may be extended including
34 through the issuance of change orders, at least 12% of the labor hours performed in
35 a trade(s) for which registered apprenticeship programs or on-the-job training
36 programs exist, including all work performed pursuant to change orders, must be

1 performed by apprentices employed by the contractor or subcontractors, with
2 required documentation provided to the City as set forth in Sec. 26-215 herein.

3 (d) If the contractor is unable to achieve or maintain the required percentage, the
4 contractor must notify the City in writing and document its good faith effort, as
5 defined herein, made to achieve or maintain the required percentage. The City will
6 then determine whether the contractor made all required good faith effort by
7 evaluating the contractor's submitted documentation.

8 (e) The construction contract between the City and the contractor must include a
9 provision requiring the contractor and its subcontractors to comply with the
10 requirements of this article.

11 (f) Exceptions.

12 (1) This article will not apply if:

13 a. It is prohibited by or in conflict with federal or state law or the terms of a
14 federal or state grant applicable to the construction project; or

15 b. The Mayor or the Mayor's designee determines that emergency
16 circumstances exist such that applying the article to the construction project
17 is not in the best interest of the City.

18 (2) This article will not apply to a subcontractor that is a WMBE or SLBE if the
19 compensation to be paid under the applicable subcontract for labor costs is less
20 than \$1,000,000.

21 (3) The twelve percent (12%) requirement of labor hours on the construction
22 project that must be performed by apprentices may be reduced by the Mayor or
23 the Mayor's designee if:

24 a. The contractor has successfully demonstrated to the City, after making a
25 good faith effort as defined herein, that the contractor has been unable to
26 find, or there does not exist, a sufficient number or type of apprentices
27 available to meet the required percentage; or

28 b. The Mayor or the Mayor's designee determines that there exists, for the
29 construction project at issue, a disproportionately high ratio of material
30 costs to labor hours, which makes infeasible the required percentage of
31 apprentice participation.

32
33 **Sec. 26.5-215. - Required Documentation, Incentive for Compliance, and**
34 **Noncompliance Fee and Other Remedies.**

35
36 (a) *Required documentation.* The contractor must prepare, submit, and certify, on a
37 monthly basis for the duration of the construction contract, accurate and timely
38 records, on a form prepared by the City, identifying the name, hourly rate, and trade
39 classification of each apprentice, the cumulative number of hours worked on the

1 project to date by apprentices, and the labor hours of all workers used by the
2 contractor and each subcontractor on the construction project. If a subcontractor
3 uses apprentices that will be included to satisfy the 12% requirement set forth herein,
4 the contractor must require that the subcontractors prepare, maintain, and certify,
5 for submittal by the contractor to the City, accurate and timely records, on a form
6 prepared by the City, identifying for such subcontractor, the name, hourly rate, trade
7 classification, labor hours for apprentices used by the subcontractor on the
8 construction project, and labor hours of all workers used by the subcontractor on the
9 construction project.

10 (b) *Incentive for Compliance.* At the point at which a contract is 50% complete, the City
11 will reduce 1% of the retainage, provided the City has determined that (i) the
12 contractor is in compliance with the percentage requirements of subsection 26.5-
13 214(c) for the work performed to date, and (ii) is otherwise performing its contract
14 obligations to the full satisfaction of the City.

15 (c) *Fee for Partial Compliance or Noncompliance.* Contracts for all projects to which these
16 requirements apply will provide that if a contractor fails to fully comply with the
17 percentage requirements of subsection 26.5-214(c), and the requirement is not
18 adjusted in writing by the Mayor or the Mayor's designee, as provided for above, the
19 contractor will be assessed a penalty fee amount for each hour that is not achieved.

20 1. The amount per hour shall be based on the extent to which the contractor or
21 subcontractor met the 12% labor hour requirement. The fee schedule for the
22 amount per hour that will be assessed shall be adopted by Resolution.

23 2. The assessments imposed shall be deducted from the contractor's final pay
24 application and shall be utilized to support construction/building trade apprentice
25 training programs registered with the State of Florida or the United States
26 Department of Labor and located within Hillsborough County, and/or such
27 apprentice training programs provided by the Hillsborough County School District.

28 (d) *Noncompliance-Other Remedies.* Failure of a contractor to comply with the
29 requirements of this article may subject the contractor to all remedies available to the
30 City at law, including but not limited to debarment or suspension of the contractor
31 from consideration for the award of future contracts, and termination of the
32 construction contract.

33 **Sec. 26.5-216.- Implementation, Expansion of Scope to include Horizontal Construction,**
34 **and Reporting.**

35 (a) *Implementation.* The Mayor or the Mayor's designee shall implement the provisions
36 of this ordinance no later than six months from its effective date.

37 (b) *Expansion of the Scope of the Apprentice Requirements to apply to Horizontal*
38 *Construction.* By no later than twelve months after implementation of this ordinance,
39 this article shall be amended as necessary to expand its application to horizontal
40 construction contracts, as defined herein.

1 (c) *Reporting.* At six month intervals during the first year after implementation of this
2 article, and thereafter on an annual basis, the Mayor or the Mayor's designee shall
3 prepare a report to be presented on the agenda of the City Council, that includes for
4 each contract to which this article applies, a line item breakdown of: the name of the
5 contractor, the name or description of the construction project, the total dollar value
6 of the construction project, the number of apprentices hired for the construction
7 project, the number of apprentice hours worked on the construction project, and the
8 total labor hours expended on the construction project. Additionally, the report will
9 identify any contracts where the 12% requirement was not met, and the reason; a
10 report on outreach efforts made by the City Council and the City Administration, along
11 with any other relevant details or recommendations regarding the City's
12 apprenticeship requirements that the Mayor or the Mayor's designee wish to include.

13
14 **Section 3.** That all ordinances or parts of ordinances in conflict herewith are repealed
15 to the extent of any conflict with the terms of this ordinance.


16
17 **Section 4.** That if any part of this Ordinance shall be declared unconstitutional or
18 invalid by a court of competent jurisdiction, the remaining provisions shall remain in full
19 force and effect.

20
21 **Section 5.** Except to the extent expressly addressed herein, this Ordinance shall take
22 effect immediately upon becoming a law.


23
24
25 PASSED AND ORDAINED BY THE CITY COUNCIL OF THE CITY OF TAMPA,
26 FLORIDA, ON March 18, 2021.

27
28
29
30 
31 CHAIRMAN/CHAIRMAN PRO-TEM,
32 CITY COUNCIL

33 ATTEST;

34 
35
36 SHIRLEY FOXX-KNOWLES, CITY CLERK

37
38 APPROVED BY ME ON 3/22/21

39
40 
41
42 JANE CASTOR, MAYOR
43

1
2
3
4
5
6
7
8
9

Approved as to Legal Sufficiency:

ANDREA ZELMAN, DEPUTY CITY ATTORNEY

K:\AEZ\Apprentice Ordinance\Apprentice Ordinance 2.16.2021.docx

f

RESOLUTION 2021 - 527

RESOLUTION ESTABLISHING A SCHEDULE OF FEES FOR PARTIAL COMPLIANCE OR NONCOMPLIANCE WITH APPRENTICE LABOR HOUR PERCENTAGE REQUIREMENTS PURSUANT TO CHAPTER 26.5, ARTICLE IV. APPRENTICE REQUIREMENTS IN CITY CONSTRUCTION CONTRACTS, SUBSECTION 26.5-215(c)1, OF THE CITY OF TAMPA CODE; PROVIDING AN EFFECTIVE DATE.

WHEREAS, on March 18, 2021, City Council adopted Ordinance No. 2021-33, which added Chapter 26.5, Article IV., Apprentice Requirements in City Construction Projects, Sections 26.5-211 through 26.5-216, to the City of Tampa Code (the "Apprentice Ordinance"); and

WHEREAS, Subsection 26.5-215(c) provides for the assessment of a fee for partial compliance or noncompliance with the apprentice labor hour percentage requirements of subsection 26.5-214(c), with the fee amount to be based on the extent to which the contractor or subcontractor met the apprentice labor hour requirements under the ordinance; and

WHEREAS, Subsection 26.5-215(c)1. provides for the adoption of a fee schedule by Resolution; and

WHEREAS, the fees established pursuant to this Resolution are reasonable and are consistent with the purpose, intent and express requirements of the Apprentice Ordinance.

NOW, THEREFORE,

BE IT RESOLVED BY THE CITY COUNCIL OF THE CITY OF TAMPA, FLORIDA:

Section 1. That pursuant to the authority of Section 26.5-215(c)1., the following is the schedule of fees for partial compliance or noncompliance with the apprentice labor hour requirements of subsection 26.5-214(c), City of Tampa Code:

Percent of goal met	Assessment per unmet hour
100%	\$0.00
90% to 99%	\$2.50
75% to 89%	\$5.25
50% to 74%	\$8.00
1% to 49%	\$11.25
0%	\$15.00

Section 2. That the proper officers of the City of Tampa are hereby authorized and directed to do all things necessary and proper in order to carry out and make effective the provisions of this resolution.

F21-69470

CITY OF TAMPA INSURANCE REQUIREMENTS

Prior to commencing any work or services or taking occupancy under that certain written agreement or award (for purposes of this document, Agreement) between the City of Tampa, Florida (City) and Firm/Awardee/Contractor/Consultant/Lessee/non-City party, etc. (for purposes of this document, Firm) to which this document is attached and incorporated as an Exhibit or otherwise, and continuing during the term of said Agreement (or longer if the Agreement and/or this document so requires), Firm shall provide, pay for, and maintain insurance against claims for injuries to persons (including death) or damages to property which may arise from or in connection with the performance of the Agreement (including without limitation occupancy and/or use of certain property/premises) by Firm, its agents, representatives, employees, suppliers, subtenants, or subcontractors (which term includes sub-consultants, as applicable) of any tier subject to the terms and conditions of this document. Firm's maintenance of insurance coverage as required herein is a material element of the Agreement and the failure to maintain or renew coverage or provide evidence of same (defined to include without limitation Firm's affirmative duty to provide from time to time upon City's request certificates of insurance, complete and certified copies of Firm's insurance policies, forms, and endorsements, information on the amount of claims payments or reserves chargeable to the aggregate amount of coverage(s) whether during the term of the Agreement or after as may be requested by the City in response to an issue or potential claim arising out of or related to the Agreement to which Firm's insurance obligations hereunder may apply or possibly help mitigate) may be treated as a material breach of the Agreement. Should at any time Firm not maintain the insurance coverages required, City at its sole option (but without any obligation or waiver of its rights) may (i) terminate the Agreement or (ii) purchase such coverages as City deems necessary to protect itself (charging Firm for same) and at City's option suspending Firm's performance until such coverage is in place. If Firm does not reimburse City for such costs within 10 days after demand, in addition to any other rights, City shall also have the right to offset such costs from amounts due Firm under any agreement with the City. All provisions intended to survive or to be performed subsequent to the expiration or termination of the Agreement shall survive, including without limitation Firm's obligation to maintain or renew coverage, provide evidence of coverage and certified copies of policies, etc. upon City's request and/or in response to a potential claim, litigation, etc.

The City reserves the right from time to time to modify or waive any or all of these insurance requirements (or to reject policies) based on the specific nature of goods/services to be provided, nature of the risk, prior experience, insurer, coverage, financial condition, failure to operate legally, or other special circumstances. If Firm maintains broader coverage and/or higher limits than the minimums shown herein, the City requires and shall be entitled to such broader coverage and/or higher limits maintained by Firm. Any available insurance proceeds in excess of the specified minimum limits of insurance and coverage shall be available to the City. No representation is made that the minimum insurance requirements are sufficient to cover Firm's interests, liabilities, or obligations. Required insurance shall not limit Firm's liability.

Firm acknowledges and agrees Firm and not the City is the party in the best position to determine applicability (e.g. "IF APPLICABLE"), confirm, and/or verify its insurance coverage. Acceptance by the City, or by any of its employees, representatives, agents, etc. of certificates or other documentation of insurance or policies pursuant to the terms of this document and the Agreement evidencing insurance coverages and limits does not constitute approval or agreement that the insurance requirements have been met or that coverages or policies are in compliance. Furthermore, receipt, acceptance, and/or approval of certificates or other documentation of insurance or policies or copies of policies by the City, or by any of its employees, representatives, agents, etc., which indicate less coverage than required does not constitute a waiver of Firm's obligation to fulfill these insurance requirements.

MINIMUM SCOPE AND LIMIT OF INSURANCE ¹

A. Commercial General Liability (CGL) Insurance on the most current Insurance Services Office (ISO) Form CG 00 01 or its equivalent on an "occurrence" basis (Modified Occurrence or Claims Made forms are not acceptable without prior written consent of the City). Coverage must be provided to cover liability contemplated by the Agreement including without limitation premises and operations, independent contractors, contractual liability, products and completed operations, property damage, bodily, personal and advertising injury, contractual liability, explosion, collapse, underground coverages, personal injury liability, death, employees-as-insureds. Products and completed operations liability coverage maintained for at least 3 years after completion of work. Limits shall not be less than \$1M per occurrence and \$2M general aggregate for Agreements valued at \$2M or less; if valued over \$2M, a general aggregate limit that equals or exceeds the Agreement's value. If a general aggregate limit applies; it shall apply separately to the project/location (ISO CG 2S 03 or 2S 04 or equivalent). **(ALWAYS APPLICABLE)**

B. Automobile Liability (AL) Insurance in accordance with Florida law, as to the ownership, maintenance, and use of all owned, non-owned, leased, or hired vehicles. AL insurance shall not be less than: (a) \$500,000 combined single limit each occurrence bodily injury and property damage for Agreements valued at \$100,000 or less or (b) \$1M combined single limit each occurrence bodily injury and property damage for Agreements valued over \$100,000. If transportation of hazardous material involved, the MCS-90 endorsement (or equivalent). **(ALWAYS APPLICABLE)**

C. Worker's Compensation (WC) & Employer's Liability Insurance for all employees engaged under the Agreement, Worker's Compensation as required by Florida law. Employer's Liability with minimum limits of (a) \$500,000 bodily injury by accident and each accident, bodily injury by disease policy limit, and bodily injury by disease each employee for Agreements valued at \$100,000 and under or (b) \$1M bodily injury by accident and each accident, bodily injury by disease policy limit, and bodily injury by disease each for all other Agreements. **(ALWAYS APPLICABLE)**

D. Excess (Umbrella) Liability Insurance for Agreements valued at \$2M or more, at least \$4M per occurrence in excess of underlying limits and no more restrictive than underlying coverage for all work performed by Firm. May also compensate for a deficiency in CGL, AL, or WC. **(ALWAYS APPLICABLE)**

E. Builder's Risk Insurance for property loss exposure associated with construction/renovation/additions to buildings or structures, including materials or fixtures to be incorporated. Must be "All Risk" form with limits of no less than the project's completed value, have no coinsurance penalties, eliminate the "occupancy clause", cover Firm (together with its contractors, subcontractors of every tier, and suppliers), and name City as a Loss Payee. **(IF APPLICABLE)**

F. Installation Floater coverage for property (usually highly valued equipment or materials such as compressors, generators, etc.) during its installation. Coverage must be "All Risk" including installation and transit for no less than 100% of the installed replacement cost value. **(IF APPLICABLE)**

G. Architects & Engineers Liability/ Professional Liability (E&O)/ Contractors Professional Liability (CPL)/ Medical Malpractice Insurance where Agreement involves Florida-regulated professional services (e.g. architect, engineer, design-builder, CM, accountant, appraiser, investment banker medical professional) at any tier, whether employed or independent, vicarious design liability exposure (e.g. construction means & methods, design supervision), value engineering, constructability assessments/reviews, BIM process, and/or performance specifications. Limits of at least \$1M per occurrence and \$2M aggregate; deletion of design/ build liability exclusions, as applicable, and maintained for at least 3 years after completion of work/services and City's acceptance of same. **(IF APPLICABLE)**

H. Railroad Protective Liability CRPL Insurance for construction within 50ft of operated railroad track(s) or where affects any railroad bridge, trestle, tunnel, track(s) roadbed, or over/under pass. Subject to involved rail road's approval prior to commencement of work. **(IF APPLICABLE)**.

I. Pollution and/or Asbestos Legal Liability Insurance where Agreement involves asbestos and/or environmental hazards/contamination risks (defined broadly, e.g. lead, mold, bacteria, fuel storage, underground work, cleanup (owned or non-owned sites), pollutant generation/transportation, marine/natural resource damage, contamination claim, restitution, business interruption, mold, fungus, lead-based paint, 3rd party claims/removal, etc.), with limits of at least \$1M per occurrence and \$2M aggregate, maintained for at least 3 years after Agreement completion. **(IF APPLICABLE)**

J. Cyber Liability Insurance where Agreement involves portals allowing access to obtain, use, or store data; managed dedicated servers; cloud hosting services; software/hardware; programming; and/or other IT services

¹ "M" indicates million(s), for example \$1M is \$1,000,000

and products are involved. Limits of not less than \$2M per occurrence and \$2M aggregate. Coverage sufficiently broad to respond to duties and obligations undertaken by Firm, and shall include, but not be limited to, claims involving infringement of intellectual property/copyright, trademark, trade dress, invasion of privacy violations, damage to or destruction of electronic information, information theft, release of confidential and/or private information, alteration of electronic information, extortion, virus transmission, and network security. Coverage, as applicable and with sufficient limits to respond, for breach response costs, regulatory fines and penalties, credit monitoring expenses. **(IF APPLICABLE)**

K. Drone/UAV Liability Insurance where Agreements involves unmanned aerial vehicles/drones. Coverage to include products and completed operations, property damage, bodily injury with limits no less than \$1M per occurrence, and \$2M aggregate; may be provided by CGL endorsement subject to City's prior written approval. **(IF APPLICABLE)**

L. Longshore & Harbor Workers' Compensation Act/Jones Act for work being conducted near, above, or on "navigable waters" for not less than the above Employer's Liability Insurance limit. **(IF APPLICABLE)**

M. Garagekeeper/Hangerkeeper/Marina Operator Legal Liability Insurance and/or Hull/P&I Insurance where parking lot, valet, dealership, garage services, towing, etc. and/or operation of a hangar, marina, or air

plane/ship repairer, providing safe berth, air/watercraft storage/docking (on land/ in water), fueling, tours, charters, ferries, dredges, tugs, mooring, towing, boat/aircraft equipment/repair/alteration/maintenance, etc.; cover- age against liability for damage to vehicles air/watercraft, their machinery in Firm's care, custody, or control both private & commercial. Limits at least equal to greater of \$1M, value of max number of vehicles that may be in Firm's custody, or of most costly object in Firm's custody. **(IF APPLICABLE)**

N. Property Insurance and Interruption of Business CIOB) Insurance where premises, building, structure, or improved real property is leased, licensed, or otherwise occupied by Firm. Property Insurance against all risks of loss to any occupant/tenant improvements at full replacement cost with no coinsurance penalty, including fire, water, leak damage, and flood, as applicable, vandalism and malicious mischief endorsements. IOB by which minimum monthly rent will be paid to City for up to 1 year if premises are destroyed, rendered inaccessible or untenable, including disruption of utilities, water, or telecommunications. **(IF APPLICABLE)**

O. Liquor Liability/Host Liquor Liability where Firm directly or indirectly provides alcoholic beverages, limits of at least \$1M per occurrence and \$1M aggregate. **(IF APPLICABLE)**

P. Educators Legal Liability Insurance where day care, after school program, recreational activities, etc. limits per G above. **(IF APPLICABLE)**

ADDITIONAL REQUIREMENTS

ACCEPTABILITY OF INSURERS- Insurance is to be placed with insurers admitted in the State of Florida and who have a current A.M. Best rating of no less than **A:-VII** or, if not rated by A.M. Best, as otherwise approved by the City in advance and in writing.

ADDITIONAL INSURED - **City, its elected officials, departments, officers, officials, employees, and volunteers together with, as applicable, any associated lender of the City shall be covered as additional insureds on all liability coverage** (e.g. CGL, AL, and Excess (Umbrella) Liability) as to liability arising out of work or operations performed by or on behalf of Firm including materials, parts, or equipment furnished in connection with such work or operations and automobiles owned, leased, hired, or borrowed by or on behalf of Firm. Coverage can be provided in the form of an endorsement to Firm's insurance (at least as broad as ISO Form CG 20 10 11 85 or **both** CG 10 20, CG 20 26, CG 20 33, or CG 20 38 **and** CG 20 37 if later revisions used).

CANCELLATION/NON-RENEWAL – Each insurance policy shall provide that at least 30 days written notice must be given to City of any cancellation, intent to non-renew, or material reduction in coverage (except aggregate liability limits) and at least 10 days' notice for non-payment of premium. Firm shall also have an independent duty to notify City in like manner, within 5 business days of Firm's receipt from its insurer of any notices of same. If any policy's aggregate limit is reduced, Firm shall directly take steps to have it reinstated. Notice and proof of renewal/continued coverage/certifications, etc. shall be sent to the City's notice (or Award contact) address as stated in the Agreement with a copy to the following:

- Contract Administration Department, 306 E Jackson St, Tampa, FL 33602 Purchasing Department, 306 E Jackson Street, Tampa, FL 33602
 Other: _____

CERTIFICATE OF INSURANCE (COI) – to be provided to City by insurance carrier prior to Firm beginning any work/services or taking occupancy and, if the insurance expires prior to completion of the work or services or Agreement term (as may be extended), a renewal COI at least 30 days before expiration to the above address(es). COIs shall specifically identify the Agreement and its subject (project, lease, etc.), shall be sufficiently comprehensive to insure City (named as additional insured) and Firm and to certify that coverage extends to subcontractors' acts or omissions, and as to permit the City to determine the required coverages are in place without the responsibility of examining individual policies. **Certificate Holder must be The City of Tampa, Florida.**

CLAIMS MADE – If any liability insurance is issued on a claims made form, Firm agrees to maintain such coverage uninterrupted for at least 3 years following completion and acceptance of the work either through purchase of an extended reporting provision or purchase of successive renewals. The Retroactive Date must be shown and be a date not later than the earlier of the Agreement date or the date performance/occupancy began thereunder.

DEDUCTIBLES/ SELF-INSURED RETENTIONS (SIR) – must be disclosed to City and, if over \$500,000, approved by the City in advance and in writing, including at City's option being guaranteed, reduced, or eliminated (additionally if a SIR provides a financial guarantee guaranteeing payment of losses and related investigations, claim administration, and defense expenses). Firm shall be fully responsible for any deductible or SIR (without limiting the foregoing a policy with a SIR shall provide or be endorsed to provide that the SIR may be satisfied by either the City or named insured). In the event of loss which would have been covered but for a deductible or SIR, City may withhold from any payment due Firm, under any agreement with the City, an amount equal to same to cover such loss should full recovery not be obtained under the policy.

PERFORMANCE- All insurance policies shall be fully performable in Hillsborough County, Florida (the County), and construed in accordance with Florida law. Further, all insurance policies must expressly state that the insurance company will accept service of process in the County and that the exclusive venue for any action concerning any matter under those policies shall be in the appropriate state court of the County.

PRIMARY POLICIES - Firm's insurance coverage shall be primary insurance coverage at least as broad as ISO CG 20 01 04 13 as to the City, its elected officials, departments, officers, employees, and volunteers. Any insurance or self-insurance maintained by the City, its elected officials, departments, officers, employees, and volunteers shall be excess of the Firm's insurance and shall not contribute with it.

SUBCONTRACTORS/INDEPENDENT ASSOCIATES/CONSULTANTS/SUBTENANTS/SUBLICENSEE - **Firm shall require and verify that all such entities maintain insurance meeting all requirements stated herein with the City as an additional insured** by endorsement (ISO FORM CG 20 38, or broader) or otherwise include such entities within Firm's insurance policies. Upon City's request, Firm shall furnish complete and certified copies of copies of such entities' insurance policies, forms, and endorsements.

SUBCONTRACTOR DEFAULT INSURANCE CONTROLLED INSURANCE PROGRAM, WRAP-UP. Use requires express prior written consent of City Risk Manager.

UNAVAILABILITY- To the fullest extent permitted by law, if Firm is out of business or otherwise unavailable at the time a claim is presented to City, Firm hereby assigns to the City all of its right, title and interest (but not any liabilities or obligations) under any applicable policies of insurance.

WAIVER OF SUBROGATION – With regard to any policy of insurance that would pay third party losses, Firm hereby grants City a waiver of any right to subrogation which any insurer of Firm may acquire against the City by virtue of the payment of any loss under such insurance. Firm agrees to obtain any endorsement that may be necessary to affect such waiver, but this provision shall apply to such policies regardless.

WAIVER/RELEASE AGREEMENT – Where Firm has a defined group of persons who might be exposed to harm (e.g. participants in an athletic event/program, volunteers) any waiver or release agreement used by Firm whereby such persons (and their parent/guardian as applicable) discharge Firm from claims and liabilities, shall include the City, its elected officials, departments, officers, officials, employees, and volunteers to the same extent as Firm.

Procurement Guidelines To Implement Minority & Small Business Participation

Underutilized WMBE Primes by Industry Category

FORMAL PROCUREMENT	Construction	Construction-Related	Professional	Non-Professional	Goods
	Black	Asian	Black	Black	Black
	Hispanic	Native Am.	Hispanic	Asian	Hispanic
	Native Am.	Woman	Asian	Native Am.	Asian
	Woman		Native Am.		Native Am.
			Woman		Woman

Underutilized WMBE Sub-Contractors / Sub-Consultants

SUB WORK	Construction	Construction-Related	Professional	Non-Professional	Goods
	Black	Black	Black	Black	Black
		Asian	Hispanic	Asian	Asian
		Native Am.	Asian	Native Am.	Native Am.
		Woman	Native Am.		Woman
			Woman		

Policy

The Guidelines apply to formal procurements and solicitations. WMBE participation will be narrowly-tailored.

Index

- Black = Black/African-American Business Enterprise
- Hispanic = Hispanic Business Enterprise
- Asian = Asian Business Enterprise
- Native Am. = Native American Business Enterprise
- Woman = Woman Business Enterprise (Caucasian)

Industry Categories

Construction is defined as: new construction, renovation, restoration, maintenance of public improvements and underground utilities.

Construction-Related Services are defined as: architecture, professional engineering, landscape architecture, design build, construction management services, or registered surveying and mapping.

Professional Services are defined as: attorney, accountant, medical doctor, veterinarian, miscellaneous consultant, etc.

Non-Professional Services are defined as: lawn maintenance, painting, janitorial, printing, hauling, security guard, etc.

Goods are defined as: all supplies, materials, pipes, equipment, machinery, appliances, and other commodities.

MBD Form-70

Kirby Street FM and Gomez PS FM Improvements
FY23 Project 22-C-00016
U-WMBE Availability Contact List
(The Underutilized WMBE Industry Category for Construction Subcontracts is BBE)

This Certified Contact List is the minimum contacts available and may require further searches for certified firms to meet Good Faith Efforts.												
#'s	Business Name	Phone	Fax	Email	Address 1	City	State	Zip	Business Description	FEIN	Cert. Type	Ethnicity
2	BUN Construction Co., Inc.	813-931-8270	813-931-9185	bunconstruction@tampabay.rr.com	4135 E. Hillsborough Avenue	Tampa	FL	33610	Asphalt Pavement	993362663	BBE	African American
3	Barnes, Ferland and Associates, Inc	407-896-8608	407-896-1822	bfa@bfaenvironmental.com	1230 Hillcrest Street, Ste 100	Orlando	FL	32803	Construction&As-B	993237612	BBE	African American
3	Spectra Engineering & Research, Inc	850-656-9834	850-942-2717	spectra@spectraenr.com	4401 Vineland Road	Orlando	FL	32811	Construction&As-B	993009648	BBE	African American
4	Aviman Management, LLC	302-377-5788	302-543-7403	levi@avimanmanagement.com	550 N Reo Street	Tampa	FL	33609	Pipe Supply	320098022	BBE	African American
4	SUCA Pipe Supply Inc.	813-249-7902		smau44@yahoo.com	4910 Lowell Rd	Tampa	FL	33624	Pipe Supply	992499571	BBE	African American
4	Suca Pipe Supply, Inc. One	813-249-7902		mactwinau1@yahoo.com	4910 Lowell Road	Tampa	FL	33624	Pipe Supply	763669556	BBE	African American
4	TERRELL INDUSTRIES, INC.	727-823-4424	727-823-3977	gradyterrell@terrellindustries.com	2067 1ST AVENUE NORTH	ST PETERSBUR	FL	33713	Pipe Supply	650530148	BBE	African American
6	E/S Concrete Service, Inc.	727-560-0957	727-821-5029	enorisslystr@yahoo.com	726 E. Harbor Drive	St. Petersburg	FL	33705	Concrete Sidewalk	993119582	BBE	African American
7	Aviman Management, LLC	302-377-5788	302-543-7403	levi@avimanmanagement.com	550 N Reo Street	Tampa	FL	33609	Construction Curb	320098022	BBE	African American
7	E/S Concrete Service, Inc.	727-560-0957	727-821-5029	enorisslystr@yahoo.com	726 E. Harbor Drive	St. Petersburg	FL	33705	Construction Curb	993119582	BBE	African American
8	Walkers landscape and lawncare services	813-553-0549		bwalker1cs@gmail.com	9821 e fowler ave	Thonotosass	FL	33592	Sodding	843912131	BBE	African American
10	Cornerstone Barricades Inc.	352-373-8001	352-377-8976	seyi.falade@cornerstonebarricades.com	3201 SW 42nd Street	Gainesville	FL	32608	Traffic Control	810763816	BBE	African American
11	Battle Tested Photography	813-943-4330		jj@battletestedphotos.com	28655 Seashell Ct	Wesley Chap	FL	33545	Video Taping	831943735	BBE	African American
11	Kerrick Williams Photography LLC	404-966-8145	866-571-7149	kerrick@kerrickwilliams.com	5508 N 50th St	Tampa	FL	33610	Video Taping	772468473	BBE	African American
11	Ubora Films LLC	813-220-2051		uborafilms@gmail.com	17847 D Saiffish Drive	Lutz	FL	33558	Video Taping	821230551	BBE	African American

African American/Black Business Enterprises (BBE) shall count toward the subcontract goal. Refer to MBD Form 70 - Procurement Guidelines.

**Kirby Street FM and Gomez PS FM Improvements
FY23 Project 22-C-00016
SLBE Availability Contact List**

This Certified Contact List is the minimum contacts available and may require further searches for certified firms to meet Good Path Efforts.												
#s	Business Name	Phone	Fax	Email	Address 1	City	State	Zip	Business Description	FEIN	Cert. Type	Ethnicity
1	AJ GENERAL CONSTRUCTION SERVICES INC	813-391-5783		irma@ajgeneralconstruction.com	5415 SHAKESPEAR DR	DOVER	FL	33527	Asphalt Pavement	20821263	SLBE	Hispanic American
2	BUN Construction Co., Inc.	813-931-8270	813-931-9185	bunconstruction@tampabay.rr.com	4135 E. Hillsborough Avenue	Tampa	FL	33610	Asphalt Pavement	993362663	SLBE	African American
2	Pavemaster Asphalt Paving LLC	813-671-7300	813-671-7311	Renee@pavemasterfl.com	PO Box 1345	Gibsonton	FL	33534	Asphalt Pavement	307088817	SLBE	Caucasian
2	Tampa Bay Construction & Engineering, Inc.	813-984-9898		tampabayconstructioninc@gmail.com	10503 Palm Cove Ave	Tampa	FL	33647	Asphalt Pavement	99713572	SLBE	Caucasian
3	Leftcoast Surveyors, Inc.	727-576-2877	727-576-6602	majal@leftcoastsurveyors.com	2363 1st Avenue North	St. Petersburg	FL	33713	Construction&As-Built	993655470	SLBE	Caucasian
3	Mills & Associates, Inc.	813-876-5869	813-870-0317	larry.m@millsandassoc.com	3242 Henderson Blvd. #300	Tampa	FL	33609	Construction&As-Built	992354541	SLBE	Caucasian
3	Northwest Surveying Inc.	813-889-9236	813-886-3315	jsilva@nstitampa.com	8409 SUNSTATE STREET	TAMPA	FL	33634	Construction&As-Built	992899240	SLBE	Hispanic American
3	Suncoast Land Surveying, Inc.	813-854-1342	813-354-3435	katie@suncoastls.com	111 Forest Lakes Blvd. S.	Oldsmar	FL	34677	Construction&As-Built	992733609	SLBE	Caucasian
4	IMBE Supply of Florida, Inc.	813-781-6583		mbesupplyoflorida@gmail.com	4306 W. Osborne Avenue	Tampa	FL	33613	Pipe Supply	463284565	SLBE	Caucasian
4	SUCA Pipe Supply Inc.	813-249-7902		slmau4@yahoo.com	4910 Lowell Rd	Tampa	FL	33624	Pipe Supply	992499571	SLBE	African American
4	Suca Pipe Supply, Inc. One	813-249-7902		mactwinau1@yahoo.com	4910 Lowell Road	Tampa	FL	33624	Pipe Supply	263669556	SLBE	African American
4	TLD LLC	813-927-7554	813-977-5419	tl2013@verizon.net	14512 N. Nebraska Avenue	Tampa	FL	33613	Pipe Supply	11724437	SLBE	Caucasian
6	AIO ENTERPRISE, LLC	407-466-3689	813-436-5640	luz@aioenterprise.com	13011 Perdue PL	Temple Terrace	FL	33617	Concrete Sidewalk	264346308	SLBE	Hispanic American
6	CARJA CONSTRUCTION, INC	813-304-7158		Carly@puleosconcrete.com	2010 Chickwood ct.	tampa	FL	33618	Concrete Sidewalk	463665283	SLBE	Caucasian
6	Central Florida Contractors Inc	727-596-0708		sidewalks@aol.com	13345 Pine Bark Ct	Largo	FL	33774	Concrete Sidewalk	993119568	SLBE	Hispanic American
6	E/S Concrete Service, Inc.	727-560-0957	727-821-5029	enorissyls@yahoo.com	726 E. Harbor Drive	St. Petersburg	FL	33705	Concrete Sidewalk	993119582	SLBE	African American
6	JMI Consulting Solutions LLC d/b/a	813-927-2484		jmijtsitevelopment@gmail.com	5902 Audubon Manor Blvd	Lithia	FL	33547	Concrete Sidewalk	273413832	SLBE	Caucasian
6	Quick Construction Solutions, LLC	813-377-9997	813-374-5849	quicks@outlook.com	4501 N. Saint Vincent St.	Tampa	FL	33614	Concrete Sidewalk	00972890	SLBE	Hispanic American
6	Sunrise Utility Construction, Inc.	813-949-3749	813-949-0408	LMMBOSS@AOL.COM	P.O. Box 272293	Tampa	FL	33688	Concrete Sidewalk	993034012	SLBE	Caucasian
7	Central Florida Contractors Inc	727-596-0708		sidewalks@aol.com	13345 Pine Bark Ct	Largo	FL	33774	Concrete Curb	993119568	SLBE	Hispanic American
7	E/S Concrete Service, Inc.	727-560-0957	727-821-5029	enorissyls@yahoo.com	726 E. Harbor Drive	St. Petersburg	FL	33705	Concrete Curb	993119582	SLBE	African American
7	JMI Consulting Solutions LLC d/b/a	813-927-2484		jmijtsitevelopment@gmail.com	5902 Audubon Manor Blvd	Lithia	FL	33547	Concrete Curb	273413832	SLBE	Caucasian
8	AGRO-TURF CORP.	813-741-9253		beatriz@agro-turf.com	11810 Bullfrog Creek Rd	Gibsonton	FL	33534	Sodding	205501762	SLBE	Hispanic American
8	D & J LAWN SERVICES OF LAKE LAND LLC	863-859-3525		DANDILAWNSERVICES@HOTMAIL.COM	575 Old Polk City Road	Lakeland	FL	33809	Sodding	273279070	SLBE	Hispanic American
8	Sunbelt Sod & Grading Company	813-641-9855	813-434-9038	lesley@sunbeltsod.com	819 - 9th St. N.E.	Ruskin	FL	33570	Sodding	134250933	SLBE	Caucasian
8	Walkers landscape and lawn care services	813-553-0549		bwalker1lcs@gmail.com	9821 e fowler ave	Thonotosassa	FL	33592	Sodding	449912131	SLBE	African American
9	Bussey Construction Services, Inc.	813-857-3844		kbussey@busseyconstruction.com	32234 Summerglade Dr	Wesley Chapel	FL	33545	Project Sign	464643333	SLBE	Caucasian
9	LUK and TS Partners Inc	813-886-4440		bcityxpress@gmail.com	7031 Benjamin Road, Suite E	Tampa	FL	33634	Project Sign	23316172	SLBE	Caucasian
10	Beato Group, Inc.	813-252-0196		Info@BeatoGroup.com	8961 Turnstone Haven Place	Tampa	FL	33619	Traffic Control	454003966	SLBE	Hispanic American
10	Bussey Construction Services, Inc.	813-857-3844		kbussey@busseyconstruction.com	32234 Summerglade Dr	Wesley Chapel	FL	33545	Traffic Control	464643333	SLBE	Caucasian
10	Cornerstone Barricades Inc.	352-373-8001	352-377-8976	seyi.falade@cornerstonebarricades.com	3201 SW 42nd Street	Gainesville	FL	32608	Traffic Control	9910763816	SLBE	African American
10	M.P.G. & Company, Inc.	727-518-1761	727-518-1751	mpg8949@aol.com	8949 131ST PLACE NORTH	LARGO	FL	33773	Traffic Control	99143615	SLBE	Caucasian
11	A Business Forms & Pegboard Systems, Inc.	813-933-2788		social@amediamarketing.com	3104 North Armenia Ave, Ste 2	Tampa	FL	33607	Video Taping	991559977	SLBE	Caucasian
11	Battle Tested Photography	813-943-4330		jj@battletestedphotos.com	28655 Seashell Ct	Wesley Chapel	FL	33545	Video Taping	831943735	SLBE	African American
11	Kerrick Williams Photography LLC	404-966-8145	866-571-7149	kerrick@kerrickwilliams.com	5508 N 50th St	Tampa	FL	33610	Video Taping	272468473	SLBE	African American
11	Uborra Films LLC	813-220-2051		uborrafilms@gmail.com	17847 D Sailfish Drive	Lutz	FL	33558	Video Taping	21230551	SLBE	African American

Kirby Street FM and Gomez PS FM Improvements
FY23 Project 22-C-00016
Non-UWMBE/SLBE Availability Contact List

This Certified Contact List is the minimum contacts available and may require further searches for certified firms to meet Good Faith Efforts.												
#'s	Business Name	Phone	Fax	Email	Address 1	City	State	Zip	Business Description	FEIN	Cert. Type	Ethnicity
2	AJ GENERAL CONSTRUCTION SERVICES INC	813-391-5783		irma@ajgeneralconstruct.com	5415 SHAKESPEAR DR	DOVER	FL	33527	Asphalt Pavement	820821263	MBE	Hispanic American
2	Blacktip Services, Inc.	954-324-5300	321-285-2995	blacktipemail@yahoo.com	52 RILEY RD STE 422	CELEBRATION	FL	34747	Asphalt Pavement	274431832	WBE	Caucasian
2	Pavemaster Asphalt Paving LLC	813-671-7300	813-671-7311	Renee@pavemasterfl.com	PO Box 1345	Gibsonton	FL	33534	Asphalt Pavement	830708817	WBE	Caucasian
2	Qualis Concrete LLC	813-376-6305		santiago@qualisconcrete.com	275 Lakay Pl	Longwood	FL	32779	Asphalt Pavement	842202184	MBE	Hispanic American
3	Element Engineering Group, LLC	813-386-2101	813-386-2106	dgil@elementeg.com	1713 E 9th Avenue	Tampa	FL	33605	Construction&As	62565488	MBE	Hispanic American
3	F.R. Aleman & Associates, Inc.	305-591-8777	305-599-8749	marketing@fr-aleman.com	8000 S. Orange Avenue	Orlando	FL	32809	Construction&As	92751524	MBE	Hispanic American
3	Hyatt Survey Services Inc	941-748-4693	941-744-1643	pam@hyatt-survey.com	2012 Lena Rd	Bradenton	FL	34211	Construction&As	030476653	WBE	Caucasian
3	Land Precision Corporation	727-796-2737	727-796-3326	rcorbitt@landprecision.com	2683 SUNSET POINT ROAD	CLEARWATER	FL	33759	Construction&As	93088679	WBE	Caucasian
3	Northwest Surveying Inc.	813-889-9236	813-886-3315	jsilva@nswitampa.com	8409 SUNSTATE STREET	TAMPA	FL	33634	Construction&As	92899240	MBE	Hispanic American
3	On Point Surveying, Inc.	407-989-8102	407-989-8102	operations@on-pointsurveying.com	2550 Egret Loop	Kissimmee	FL	34743	Construction&As	64943884	MBE	Hispanic American
3	Suncoast Land Surveying, Inc.	813-854-1342	813-354-3435	katie@suncoastis.com	111 Forest Lakes Blvd. S.	Oldsmar	FL	34677	Construction&As	92733609	WBE	Caucasian
4	CORCEL corp	305-636-1880	305-636-1897	Ray@corcelcorp.com	2461 NW 23rd Street	Miami	FL	33142	Pipe Supply	850246259	MBE	Hispanic American
4	Florida Industrial Products, Inc.	813-247-5356	813-247-6854	david@fiponline.com	1602 N. 39th Street	Tampa	FL	33605	Pipe Supply	92394733	WBE	Caucasian
4	GRANDVIEW PIPE & SUPPLY CO INC	407-383-9883	321-363-1066	jc@grandviewp.com	271 Specialty Point	Sanford	FL	32771	Pipe Supply	993109483	WBE	Caucasian
4	KAT Materials Inc.	727-834-8655	727-834-8670	orders@katinc.us	6541 Industrial Ave	Port Richey	FL	34668	Pipe Supply	831019704	WBE	Caucasian
4	MBE Supply of Florida, Inc.	813-781-5583		mbesupplyofflorida@gmail.com	4306 W. Osborne Avenue	Tampa	FL	33613	Pipe Supply	63284565	WBE	Caucasian
4	TLD LLC	813-927-7554	813-977-5419	tld2013@verizon.net	14512 N. Nebraska Avenue	Tampa	FL	33613	Pipe Supply	811724437	WBE	Caucasian
6	AIO ENTERPRISE, LLC	407-466-3689	813-436-5640	luz@aioenterprise.com	13011 Perdue PL	Temple Terrace	FL	33617	Concrete Sidew	264346308	MBE	Hispanic American
6	Blacktip Services, Inc.	954-324-5300	321-285-2995	blacktipemail@yahoo.com	52 RILEY RD STE 422	CELEBRATION	FL	34747	Concrete Sidew	274431832	WBE	Caucasian
6	CARJA CONSTRUCTION, INC	813-304-7158		Carly@puleosconcrete.com	2010 Chickwood ct.	tampa	FL	33618	Concrete Sidew	63665283	WBE	Caucasian
6	Central Florida Contractors Inc	727-596-0708		sidewalks@aol.com	13345 Pine Bark Ct	Largo	FL	33774	Concrete Sidew	993119568	MBE	Hispanic American
6	Diamant Development LLC	352-551-3194		diamantdevelopmentllc@gmail.com	905 Spring Valley Rd	Altamonte Sprin	FL	32714	Concrete Sidew	813746486	WBE	Caucasian
6	Liberty Concrete Structures, LLC	407-864-2325	407-378-4250	Bforillo@libertyconcretestructures.com	13650 W Colonial Dr	Winter Garden	FL	34787	Concrete Sidew	825599301	WBE	Caucasian
6	Professional Concrete, Inc.	941-921-3660	941-921-5371	david@professionalconcrete.com	5220 McIntosh Road, Suite 1	Sarasota	FL	34233	Concrete Sidew	850715612	MBE	Hispanic American

Kirby Street FM and Gomez PS FM Improvements
FY23 Project 22-C-00016
Non-UWMBE/SLBE Availability Contact List

#'s	Business Name	Phone	Fax	Email	Address 1	City	State	Zip	Business Description	FEIN	Cert. Type	Ethnicity
6	Quick Construction Solutions, LLC	813-377-9997	813-374-5849	quickcs@outlook.com	4501 N. Saint Vincent St.	Tampa	FL	33614	Concrete Sidewalk	009772890	MBE	Hispanic American
6	Sunrise Utility Construction, Inc.	813-949-3749	813-949-0408	LMNBOS@AOL.COM	P.O. Box 272293	Tampa	FL	33688	Concrete Sidewalk	93034012	WBE	Caucasian
7	Aireko Energy Solutions US, LLC	407-706-2800		hrivera@aireko.com	2415 W Sand Lake Rd., Ste. E	Orlando	FL	32809	Concrete Curb	72826327	MBE	Hispanic American
7	Central Florida Contractors Inc	727-596-0708		sidewalks@aol.com	13345 Pine Bark Ct	Largo	FL	33774	Concrete Curb	93119568	MBE	Hispanic American
7	Professional Concrete, Inc.	941-921-3660	941-921-5371	david@professionalconcrete.com	5220 McIntosh Road, Suite 1	Sarasota	FL	34233	Concrete Curb	50715612	MBE	Hispanic American
7	Qualis Concrete LLC	813-376-6305		santiago@qualisconcrete.com	275 Lakay Pl	Longwood	FL	32779	Concrete Curb	42202184	MBE	Hispanic American
7	Triple Crown Construction, LLC	407-470-8021		clint@TripleCrownLLC.us	6419 Lakeville Road	Orlando	FL	32818	Concrete Curb	61710906	MBE	Asian American
8	AGRO-TURF CORP.	813-741-9253		beatriz@agro-turf.com	11810 Bullfrog Creek Rd	Gibsonton	FL	33534	Sodding	205501762	MBE	Hispanic American
8	D & J LAWN SERVICES OF LAKELAND LLC	863-859-3525		DANDJLAWNSERVICES@HOTMAIL.COM	575 Old Polk City Road	Lakeland	FL	33809	Sodding	273279070	MBE	Hispanic American
8	Diamant Development LLC	352-551-3194		diamantdevelopmentllc@gmail.com	905 Spring Valley Rd	Altamonte Spr	FL	32714	Sodding	13746486	WBE	Caucasian
8	Sunbelt Sod & Grading Company	813-641-9855	813-434-9038	lesley@sunbeltsod.com	819 - 9th St. N.E.	Ruskin	FL	33570	Sodding	34250933	WBE	Caucasian
9	SSE,LLC	386-740-8344	386-740-8283	sales@signco.us	1631 Rock Springs Rd.	Apopka	FL	32712	Project Sign	52313801	WBE	Caucasian
9	Blacktip Services, Inc.	954-324-5300	321-285-2995	blacktipemail@yahoo.com	52 RILEY RD STE 422	CELEBRATION	FL	34747	Project Sign	74431832	WBE	Caucasian
9	Bussey Construction Services, Inc.	813-857-3844		kbussey@busseyconstruction.com	32234 Summerglade Dr	Wesley Chapel	FL	33545	Project Sign	64643333	WBE	Caucasian
9	LUK and TS Partners Inc	813-886-4440		bcitypress@gmail.com	7031 Benjamin Road, Suite E	Tampa	FL	33634	Project Sign	23316172	WBE	Caucasian
10	B & E Signal and Lighting Inc.	941-758-3594	941-758-3805	nisa@beutility.com	6447 33RD ST E	SARASOTA	FL	34243	Traffic Control	202880417	MBE	Asian American
10	Beato Group, Inc.	813-252-0196		Info@BeatoGroup.com	8961 Turnstone Haven Place	Tampa	FL	33619	Traffic Control	54003966	MBE	Hispanic American
10	Bussey Construction Services, Inc.	813-857-3844		kbussey@busseyconstruction.com	32234 Summerglade Dr	Wesley Chapel	FL	33545	Traffic Control	64643333	WBE	Caucasian
10	M.P.G. & Company, Inc.	727-518-1761	727-518-1751	mpg8949@aol.com	8949 1315T PLACE NORTH	LARGO	FL	33773	Traffic Control	93143615	WBE	Caucasian
10	MOTPLANS.COM	813-600-7884	954-759-9186	SATTYA@MOTPLANS.COM	4928 Old Winter Garden Road	Orlando	FL	32811	Traffic Control	760742303	MBE	Asian American
10	TRAFFIC CONTROL PRODUCTS OF FLA INC	813-621-8484	813-621-4611	kw@trafficcontrolproducts.org	5514 CARMACK RD	TAMPA	FL	33610	Traffic Control	992582822	WBE	Caucasian
10	USA Protek LLC	863-944-1422		dstengel@usaprotek.com	2404 Crews Lake Hills Lp N	Lakeland	FL	33813	Traffic Control	72299161	WBE	Caucasian
11	A Business Forms & Pegboard Systems, Inc.	813-933-2788		social@amediamarketing.com	3104 North Armenia Avenue, Suit	Tampa	FL	33607	Video Taping	991559977	WBE	Caucasian
11	Diamant Development LLC	352-551-3194		diamantdevelopmentllc@gmail.com	905 Spring Valley Rd	Altamonte Spr	FL	32714	Video Taping	13746486	WBE	Caucasian
11	JML Advertising, Inc.	407-353-6782		KathyKahan@aol.com	550 Birdsong Court	Longwood	FL	32779	Video Taping	93750544	WBE	Caucasian
11	LP Video Productions, Inc.	407-896-9727	866-702-5438	laurie@lp-video.com	1818 Elsa St.	Orlando	FL	32806	Video Taping	93556752	WBE	Caucasian

Instructions Regarding Use of the WMBE/SLBE Availability Contact List

Bidders must solicit a subcontracting bid from ALL of the firms listed on the WMBE/SLBEs list provided within the Specifications, and provide documentation of emails, faxes, phone calls, letters, or other communication with the firms as a first step in demonstrating Good-Faith Efforts to achieve the goal set for WMBE/SLBE participation on this contract.

The list is formatted to facilitate e-mailing of a solicitation to the listed firms by copying and pasting the email addresses.

The WMBE/SLBE participation Goal is based upon the availability of the certified firms indicated on the contact list. The Goal and Requirements of the City's Equal Business Opportunity Program are stated in the Bid/Contract Document, Specifications.

PROPOSAL

To the Mayor and City Council of the City of Tampa, Florida:

Legal Name of Bidder: _____

Bidder's Fictitious Name, *if applicable*: _____

Bidder is a/an: Individual Partnership* Joint Venture* LLC Corp. Other:

Bidder is organized under the laws of: State of Florida Other:

Bidder Mailing Address: _____

Bidder's Federal Employee Identification No. (FEI/EIN): _____

Bidder's License No.: _____ Bidder's FDOS (SUNBIZ) Doc. No.: _____
(See Ch. 489, FS; use entity's, individual's only if applicable)

Bidder Contact Name**: _____ Email: _____ Phone: (____) _____

Bidder's own initial application for employment has criminal history screening practices similar in nature to the practices contained in Chapter 12, Article VI, City of Tampa Code (*Responses, whether "Yes" or "No", are for informational purposes only and will not be used as a basis of award or denial, nor as a basis for any protest*): Yes No

The below named person, appearing before the undersigned authority and after being first duly sworn, for him/herself and on behalf of the entity submitting this Proposal does hereby affirm and declare as follows:

- (1) He/She is of lawful age and is authorized to act on behalf of Bidder (the individual, partnership, corporation, entity, etc. submitting this Proposal) and that all statements made in this document are true and correct to the best of my knowledge.
- (2) If Bidder is operating under a fictitious name, Bidder has currently complied with any and all laws and procedures governing the operation of businesses under fictitious names in the State of Florida
- (3) No person or entity other than Bidder has any interest in this Proposal or in the Contract proposed to be entered into.
- (4) This Proposal is made without any understanding, agreement, or connection with any person or entity making Proposal for the same purposes, and is in all respects fair and without collusion or fraud.
- (5) Bidder is not in arrears to the City of Tampa, upon debt or contract, and is not a defaulter, as surety or otherwise, upon any obligation to the City of Tampa.
- (6) That no officer or employee or person whose salary is payable in whole or in part from the City Treasury is, shall be or become interested, directly or indirectly, as a contracting party, partner, stockholder, surety or otherwise, in this Proposal, or in the performance of the Contract, or in the supplies, materials, or equipment and work or labor to which it relates, or in any portion of the profits thereof.
- (7) Bidder has carefully examined and fully understands the Solicitation and has full knowledge of the scope, nature, and quality of the work to be performed; furthermore, Bidder has carefully examined the site of the work and that, from his own investigations, he has satisfied himself as to the nature and location of the work, the character, quality, and quantity of materials and the kinds and extent of equipment and other facilities needed for the performance of the work, the general and local conditions and all difficulties to be encountered, and all other items which may, in any way, affect the work or its performance.
- (8) Bidder (including its principals) has | has NOT been debarred or suspended from contracting with a public entity.
- (9) Bidder has | has NOT implemented a drug-free workplace program that meets the requirements of Section 287.087, Florida Statutes.
- (10) For bids \$1,000,000 and over; The Bidder or its subcontractors participate in an apprenticeship program that is registered with the Florida Department of Education or the United States Department of Labor; or Bidder commits that at the time it executes a construction contract that it or its subcontractors will be participating in such an apprenticeship program or an on-the-job training program; or Bidder has submitted documentation that confirms, to the satisfaction of the City of Tampa, that there are no registered apprenticeship or on-the-job training programs for any work to be performed on the construction project.
- (11) Bidder has carefully examined and fully understands all the component parts of the Contract Documents and agrees Bidder will execute the Contract, provide the required Public Construction Bond, and will fully perform the work in strict accordance with the terms of the Contract and Contract Documents therein referred to for the following prices, to wit:

* If a Partnership or Joint Venture, attach Partnership or Joint Venture Agreement.

** Someone the City may contact with questions/correspondence regarding this Solicitation and/or permits.

KIRBY STREET FORCE MAIN AND GOMEZ PUMP STATION FORCE MAIN IMPROVEMENTS
Contract; 22-C-00016

Item No.	Description	Unit	Quantity	Unit Price in Words	Unit Price	Total
0101	Mobilization	LS	1			
0102	Contingency	LS	1			
0103	Maintenance of Traffic	LS	1			
0130	Additional Select Sand Fill Material	CY	10			
0140	Additional Select Crushed Stone Fill Material	CY	10			
0170	Class D Concrete	CY	10			
0700.1	4" PVC FM, C900 DR-25, Green (Direct Bury)	LF	8			
0700.2	6" PVC FM, C900 DR-25, Green (Direct Bury)	LF	8			
0700.3	8" PVC FM, C900 DR-25, Green (Direct Bury)	LF	933			
0700.4	10" PVC FM, C900 DR-25, Green (Direct Bury)	LF	176			
0700.5	16" PVC FM, C905 DR-25, Green (Direct Bury)	LF	273			
1005.1	10" Certa-Lok PVC FM, C900, DR-18, Green (Directional Drill)	LF	425			
1005.2	16" Certa-Lok PVC FM, C905, DR-18, Green (Directional Drill)	LF	905			
2500.1	6" DIP Bends w/Restrains 90°	EA	1			
2500.2	8" DIP Bends w/Restrains 22.5°	EA	2			
2500.3	8" DIP Bends w/Restrains 45°	EA	10			
2500.4	10" DIP Bends w/Restrains 11.25°	EA	2			
2500.5	10" DIP Bends w/Restrains 45°	EA	11			
2500.6	16" DIP Bends w/Restrains 11.25°	EA	4			
2500.7	16" DIP Bends w/Restrains 45°	EA	5			
2500.8	4" Sleeve w/ Restrains	EA	1			
2500.9	6" Sleeve w/ Restrains	EA	1			
2500.10	10" Sleeve w/ Restrains	EA	1			
2500.11	6" Tee w/ Restrains	EA	2			
2500.12	16" x 8" Tee w/ Restrains	EA	1			
2500.13	6" x 4" DIP Reducer w/ Restrains	EA	1			
2500.14	8" x 6" DIP Reducer w/ Restrains	EA	1			
2500.15	16" x 10" DIP Reducer w/ Restrains	EA	1			

KIRBY STREET FORCE MAIN AND GOMEZ PUMP STATION FORCE MAIN IMPROVEMENTS
Contract; 22-C-00016

2500.16	6" Cap w/ Restraints	EA	10		
2500.17	10" Cap w/ Restraints	EA	3		
3300.1	4" Bell Restraints	EA	2		
3300.2	6" Bell Restraints	EA	4		
3300.3	8" Bell Restraints	EA	47		
3300.4	10" Bell Restraints	EA	9		
3300.5	16" Bell Restraints	EA	14		
4900.1	Connection to Existing Manhole @ N. Habana Ave.	LS	1		
4900.2	Connection to Existing Manhole @ W. Swann Ave.	LS	1		
5002	Removal of Existing Sewer Pipe	LF	1,044		
5051.1	Filling of Existing Force Main System, 4" Pipe	LF	188		
5051.2	Filling of Existing Force Main System, 6" Pipe	LF	1,993		
5051.3	Filling of Existing Force Main System, 10" Pipe	LF	1,556		
6600	Road Crossing, Direct Bury (20" Steel Casing with 8" PVC Carrier)	LF	155		
7000.1	6" Plug Valve with Valve Box	EA	2		
7000.2	8" Plug Valve with Valve Box	EA	1		
7000.3	10" Plug Valve with Valve Box	EA	3		
7500	Air Release Valve System	EA	4		
8000	Permanent Pavement Base Replacement (crushed concrete)	SY	2,522		
8100	Permanent Asphalt Pavement SP 9.5 Superpave (including testing)	TON	167		
8300.1	Permanent 4" thick Concrete Sidewalk	SY	22		
8300.2	Permanent 6" thick Concrete Driveway	SY	204		
8300.3	Permanent Brick Paver Driveway	SY	36		
8400	Permanent Curb and Gutter	LF	144		
8903	Lawn Replacement with St Augustine Sod	SY	3,650		
9100.1	10" x 10" Linestop Bypass	EA	2		
9100.2	10" Temporary Bypass Piping	LF	60		
9400	Mill Existing Asphalt 1.5" thick	SY	1,480		
				Total	

Computed Total Price in Words: _____
 _____ dollars and _____ cents.

Computed Total Price in Figures: \$ _____

Bidder acknowledges that the following addenda have been received and that the changes covered by the addendum(s) have been taken into account in this proposal: #1 ____ #2 ____ #3 ____ #4 ____ #5 ____ #6 ____ #7 ____ #8 ____.

Bidder acknowledges the requirements of the City of Tampa's Equal Business Opportunity Program.

Bidder acknowledges that it is aware of Florida's Trench Safety Act (Sections 553.60-553.64, Florida Statutes), and agrees that Bidder together with any involved subcontractors will comply with all applicable trench safety standards. Bidder further acknowledges that included in the various items of this Proposal and the total bid price (as applicable) are costs for complying with the Trench Safety Act. Bidder further identifies the costs and methods summarized below:

	Trench Safety Measure (Description)	Unit of Measure (LF, SY)	Unit Quantity	Unit Cost	Extended Cost
A.	_____	_____	_____	_____	_____
B.	_____	_____	_____	_____	_____
C.	_____	_____	_____	_____	_____
Total Cost: \$				_____	

Accompanying this Proposal is a certified check, cashier's check or Tampa Bid Bond (form included herein must be used) for at least five percent (5%) of the total amount of the Proposal which check shall become the property of the City, or which bond shall become forthwith due and payable to the City, if this Proposal shall be accepted by the City and the Bidder shall fail to enter into a legally binding contract with and to furnish the required Public Construction Bond to the City within twenty (20) days after the date of its receipt of written Notice of Award by the City so to do.

FAILURE TO COMPLETE THE ABOVE MAY RESULT IN THE PROPOSAL BEING DECLARED NON-RESPONSIVE.

[SEAL] Name of Bidder: _____
 Authorized Signature: _____
 Signer's Printed Name: _____
 Signer's Title: _____

STATE OF _____
 COUNTY OF _____

For an entity: The forgoing instrument was sworn (or affirmed) before me this ____ day of _____, 20____ by _____ as _____ of _____, a/n Partnership Joint Venture LLC Corp Other: _____, on behalf of such entity. Such individual is personally known to me or produced a/n _____ state driver's license as identification.

For an individual: The forgoing instrument was sworn (or affirmed) before me this ____ day of _____, 20____ by _____, who is personally known to me or produced a/n _____ state driver's license as identification.

[NOTARY SEAL] Notary Public, State of _____
 Notary Printed Name: _____
 Commission No.: _____
 My Commission Expires: _____

**Bidder's Statement Regarding
Bidder's Criminal History Screening Practices:**

Pursuant to Sec. 2-284. - Bidder's Criminal History Screening Practices, the bidder declares as follows:

The Bidder hereby declines any discount or incentive related to Section 2-284 Bidder's Criminal History Screening Practices.

The Bidder hereby applies for applicable discount or incentive related to Section 2-284 Bidder's Criminal History Screening Practices. The following documentation and assurances are provided:

___ Notarized past employment analysis that includes the number of disadvantaged workers the bidder has hired in the past, or, if the bidder has never hired a disadvantaged worker, an explanation that the bidder made a good faith effort to hire a disadvantaged worker: and,

___ An estimate of the number of disadvantaged workers that the bidder has hired or plans to hire if the bidder is awarded the project; and,

___ Evidence that the bidder's recruitment literature and employment policy does not include language that is disadvantageous to a disadvantaged worker.

___ Identifies, []hereon []in attached document, potential job opportunities under the project that may be available for disadvantaged workers if the City awards the Bidder the project; and,

___ Agrees to consider for job placement at least one otherwise qualified disadvantaged worker, to the extent a job opportunity is available, if and after the Bidder is awarded the project; or

___ The Bidder currently employs a percentage of disadvantaged workers consistent with industry standards as determined by the director of the soliciting department or designee.

Signed _____

Date _____

Name _____

Title _____

Firm _____

Project _____



Good Faith Effort Compliance Plan Guidelines

for Women/Minority Business Enterprise/Small Local Business Enterprise Participation
City of Tampa - Equal Business Opportunity Program
(MBD Form 50 – detailed instructions on page 2 of 2)

Contract Name _____ Bid Date _____

Bidder/Proposer _____

Signature _____ Date _____

Name _____ Title _____

The Compliance Plan with attachments is a true account of Good Faith Efforts (GFE) made to achieve the participation goals as specified for Women/Minority Business Enterprises/Small Local Business Enterprises (WMBE/SLBE) on the referenced contract:

The WMBE/SLBE participation **Goal is Met or Exceeded**. See DMI Forms 10 and 20 which accurately report all subcontractors solicited and all subcontractors to-be-utilized.

The WMBE/SLBE participation Goal is **Not Achieved**. The following list is an overview of the baseline GFE action steps already performed. Furthermore, it is understood that these GFE requirements are weighted in the compliance evaluation based on the veracity and demonstrable degree of documentation provided with the bid/proposal:

(Check applicable boxes below. Must enclose supporting documents accordingly with remarks)

- (1) Solicited through reasonable and available means the interest of WMBE/SLBEs that have the capability to perform the work of the contract. The Bidder or Proposer must solicit this interest within sufficient time to allow the WMBE/SLBEs to respond. The Bidder or Proposer must take appropriate steps to follow up initial solicitations with interested WMBE/SLBEs. See DMI report forms for subcontractors solicited. See enclosed supplemental data on solicitation efforts. Qualifying Remarks:
- (2) Provided interested WMBE/SLBEs with adequate, specific scope information about the plans, specifications, and requirements of the contract, including addenda, in a timely manner to assist them in responding to the requested-scope identified by bidder/proposer for the solicitation. See enclosed actual solicitations used. Qualifying Remarks:
- (3) Negotiated in good faith with interested WMBE/SLBEs that have submitted bids (e.g. adjusted quantities or scale). Documentation of negotiation must include the names, addresses, and telephone numbers of WMBE/SLBEs that were solicited; the date of each such solicitation; a description of the information provided regarding the plans and specifications for the work selected for subcontracting; and evidence as to why agreements could not be reached with WMBE/SLBEs to perform the work. Additional costs involved in soliciting and using subcontractors is not a sufficient reason for a bidder/proposer's failure to meet goals or achieve participation, as long as such costs are reasonable. Bidders are not required to accept excessive quotes in order to meet the goal. DMI Utilized Forms for sub-(contractor/consultant) reflect genuine negotiations This project is an RFO/RFP in nature and negotiations are limited to clarifications of scope/specifications and qualifications. See enclosed documentation. Qualifying Remarks:
- (4) Not rejecting WMBE/SLBEs as being unqualified without justification based on a thorough investigation of their capabilities. The WMBE/SLBEs standing within its industry, membership in specific groups, organizations / associations and political or social affiliations are not legitimate causes for rejecting or not soliciting bids to meet the goals. Not applicable. See attached justification for rejection of a subcontractor's bid or proposal. Qualifying Remarks:
- (5) Made scope(s) of work available to WMBE/SLBE subcontractors and suppliers; and, segmented portions of the work or material consistent with the available WMBE/SLBE subcontractors and suppliers, so as to facilitate meeting the goal. Sub-Contractors were allowed to bid on their own choice of work or trade without restriction to a pre-determined portion. See enclosed comments. Qualifying Remarks:
- (6) Made good faith efforts, despite the ability or desire of Bidder/Proposer to perform the work of a contract with its own forces/organization. A Bidder/Proposer who desires to self-perform the work of a contract must demonstrate good faith efforts if the goal has not been met. Sub-Contractors were not prohibited from submitting bids/proposals and were solicited on work typically self-performed by the prime. Qualifying Remarks:
- (7) Segmented portions of the work to be performed by WMBE/SLBEs in order to increase the likelihood that the goals will be met. This includes, where appropriate, breaking out contract work items into economically feasible units (quantities/scale) to facilitate WMBE/SLBE participation, even when the Bidder/Proposer might otherwise prefer to perform these work items with its own forces. Sub-Contractors were allowed to bid on their own choice of work or trade without restriction to a pre-determined portion. Sub-Contractors were not prohibited from submitting bids/proposals and were solicited on work typically self-performed by the prime. See enclosed comments. Qualifying Remarks:
- (8) Made efforts to assist interested WMBE/SLBEs in obtaining bonding, lines of credit, or insurance as required by the city or contractor. See enclosed documentation on initiatives undertaken and methods to accomplish. Qualifying Remarks:
- (9) Made efforts to assist interested WMBE/SLBEs in obtaining necessary equipment, supplies, materials, or related assistance or services, including participation in an acceptable mentor-protégé program. See enclosed documentation of initiatives and/or agreements. Qualifying Remarks:
- (10) Effectively used the services of the City and other organizations that provide assistance in the recruitment and placement of WMBE/SLBEs. See enclosed documentation. The following services were used:

Note: Provide any unsolicited information that will support the Bid/RFP Compliance Evaluation. Named Documents Are:



Participation Plan: Guidance for Complying with Good Faith Efforts Outreach
(page 2 of 2)

1. All firms on the WMBE/SLBE Goal Setting List must be solicited and documentation provided for email, fax, letters, phone calls, and other methods of outreach/communication with the listed firms. The DMI Solicited and DMI-Utilized forms must be completed for all firms solicited or utilized. Other opportunities for subcontracting may be explored by consulting the City of Tampa MBD Office and/or researching the on-line Diversity Management Business System Directory for Tampa certified WMBE/SLBE firms.
2. Solicitation of WMBE/SLBEs, via written or electronic notification, should provide specific information on the services needed, where plans can be reviewed and assistance offered in obtaining these, if required. Solicitations should be sent a minimum of a week (i.e. 5 business days or more) before the bid/proposal date. Actual copies of the bidder's solicitation containing their scope specific instructions should be provided.
3. With any quotes received, a follow-up should be made when needed to confirm detail scope of work. For any WMBE/SLBE low quotes rejected, an explanation shall be provided detailing negotiation efforts.
4. If a low bid WMBE/SLBE is rejected or deemed unqualified the contractor must provide an explanation and supporting documentation for this decision.
5. Prime shall break down portions of work into economical feasible opportunities for subcontracting. The WMBE/SLBE directory may be useful in identifying additional subcontracting opportunities and firms not listed in the "WMBE/SLBE Goal Setting Firms List."
6. Contractor shall not preclude WMBE/SLBEs from bidding on any part of work, even if the Contractor may desire to self-perform the work.
7. Contractor shall avoid relying solely on subcontracting out work-scope where WMBE/SLBE availability is not sufficient to attain the pre-determined subcontract goal set for the Bid or when targeted sub-consultant participation is stated within the RFP/RFQ.
8. In its solicitations, the Bidder should offer assistance to WMBE/SLBEs in obtaining bonding, insurance, et cetera, if required of subcontractors by the City or Prime Contractor.
9. In its solicitation, the Bidder should offer assistance in obtaining equipment for a specific job to WMBE/SLBEs, if needed.
10. Contractor should use the services offered by such agencies as the City of Tampa Minority and Small Business Development Office, Hillsborough County Entrepreneur Collaborative Center, Hillsborough County Economic Development Department's MBE/SBE Program and the NAACP Empowerment Center to name a few for the recruitment and placement of WMBEs/SLBEs.



Failure to Complete, Sign and Submit Both Forms 10 & 20 SHALL render the Bid or Proposal Non-Responsive

**Page 1 of 4 – DMI Solicited/Utilized Schedules
City of Tampa – Schedule of **All Solicited** Sub-(Contractors/Consultants/Suppliers)
(FORM MBD-10)**

Contract No.: _____ Contract Name: _____
 Company Name: _____ Address: _____
 Federal ID: _____ Phone: _____ Fax: _____ Email: _____

Check applicable box(es). Detailed Instructions for completing this form are on page 2 of 4.

- No Firms were contacted or solicited for this contract.
- No Firms were contacted because: _____
- See attached list of additional Firms solicited and all supplemental information (List must comply to this form)
Note: Form MBD-10 must list ALL subcontractors solicited including Non-minority/small businesses

NIGP Code Categories: Buildings = 909, General = 912, Heavy = 913, Trades = 914, Architects = 906, Engineers & Surveyors = 925, Supplier = 912-77

S = SLBE W=WMBE O = Neither	Company Name Address Phone, Fax, Email	Type of Ownership (F=Female M=Male) BF BM = African Am. HF HM = Hispanic AF AM = Asian Am. NF NM = Native Am. CF CM = Caucasian	Trade or Services NIGP Code (listed above)	Contact Method L=Letter F=Fax E=Email P=Phone	Quote or Response Received Y/N

Failure to Complete, Sign and Submit
this form with your Bid or Proposal
Shall render the Bid Non-Responsive
(Do Not Modify This Form)

It is hereby certified that the information provided is an accurate and true account of contacts and solicitations for sub-contracting opportunities on this contract.

Signed: _____ Name/Title: _____ Date: _____

**Failure to Complete, Sign and Submit Both Forms 10 & 20 SHALL render the Bid or Proposal Non-Responsive
Forms must be included with Bid / Proposal**



Instructions for completing The Sub-(Contractors/Consultants/ Suppliers) Solicited Form (Form MBD-10)

This form must be submitted with all bids or proposals. All subcontractors (regardless of ownership or size) solicited and subcontractors from whom unsolicited quotations were received must be included on this form. The instructions that follow correspond to the headings on the form required to be completed. Note: Ability or desire to self-perform all work shall not exempt the prime from Good Faith Efforts to achieve participation.

- **Contract No.** This is the number assigned by the City of Tampa for the bid or proposal.
- **Contract Name.** This is the name of the contract assigned by the City of Tampa for the bid or proposal.
- **Contractor Name.** The name of your business and/or doing business as (dba) if applicable.
- **Address.** The physical address of your business.
- **Federal ID. FIN.** A number assigned to your business for tax reporting purposes.
- **Phone.** Telephone number to contact business.
- **Fax.** Fax number for business.
- **Email.** Provide email address for electronic correspondence.
- **No Firms were contacted or solicited for this contract.** Checking the box indicates that a pre-determined Subcontract Goal or Participation Plan Requirement was not set by the City resulting in your business not using subcontractors and will self-perform all work. If during the performance of the contract you employ subcontractors, the City must pre-approve subcontractors. Use of the “Sub-(Contractors/Consultants/Suppliers) Payments” form (MBD Form-30) must be submitted with every pay application and invoice. Note: Certified **SLBE or WMBE firms** bidding as Primes **are not exempt** from outreach and solicitation of subcontractors.
- **No Firms were contacted because.** Provide brief explanation why no firms were contacted or solicited.
- **See attached documents.** Check box, if after you have completed the DMI Form in its entirety, you need more space to list additional firms and/or if you have supplemental information/documentation relating to the form. All DMI data not submitted on the MBD Form-10 must be in the same format and have all requested data from MBD Form-10 included.

The following instructions are for information of any and all subcontractors solicited.

- **“S” = SLBE, “W” = WMBE.** Enter “S” for firms Certified by the City as Small Local Business Enterprises and/or “W” for firms Certified by the City as either Women/Minority Business Enterprise; **“O” = Non-certified others.**
- **Federal ID. FIN.** A number assigned to a business for tax reporting purposes. This information is critical in proper identification and payment of the contractor/subcontractor.
- **Company Name, Address, Phone & Fax.** Provide company information for verification of payments.
- **Type of Ownership.** Indicate the Ethnicity and Gender of the owner of the subcontracting business.
- **Trade, Services, or Materials** indicate the trade, service, or materials provided by the subcontractor. NIGP codes aka “National Institute of Governmental Purchasing” are listed at top section of document.
- **Contact Method L=letter, F=fax, E=Email, P=Phone.** Indicate with letter the method(s) of soliciting for bid.
- **Quote or Resp. (response) Rec’d (received) Y/N.** Indicate “Y” Yes if you received a quotation or if you received a response to your solicitation. Indicate “N” No if you received no response to your solicitation from the subcontractor. Must keep records: log, ledger, documentation, etc. that can validate/verify.

If additional information is required or you have questions, please contact the Equal Business Opportunity Program - Minority and Small Business Development Office at (813) 274-5522.



Failure to Complete, Sign and Submit Both Forms 10 & 20 SHALL render the Bid or Proposal Non-Responsive

Page 3 of 4 – DMI Solicited/Utilized Schedules
City of Tampa – Schedule of All To-Be-Utilized Sub-(Contractors/Consultants/Suppliers)
(FORM MBD-20)

Contract No.: _____ Contract Name: _____
Company Name: _____ Address: _____
Federal ID: _____ Phone: _____ Fax: _____ Email: _____

Check applicable box(es). Detailed Instructions for completing this form are on page 4 of 4.

See attached list of additional Firms Utilized and all supplemental information (List must comply to this form)

Note: Form MBD-20 must list ALL subcontractors To-Be-Utilized including Non-minority/small businesses

No Subcontracting/consulting (of any kind) will be performed on this contract.

No Firms are listed to be utilized because: _____

NIGP Code General Categories: Buildings = 909, General = 912, Heavy = 913, Trades = 914, Architects = 906, Engineers & Surveyors = 925, Supplier = 912-77

Enter "S" for firms Certified as Small Local Business Enterprises, "W" for firms Certified as Women/Minority Business Enterprise, "O" for Other Non-Certified

S = SLBE W=WMBE O =Neither	Company Name Address Phone, Fax, Email	Type of Ownership (F=Female M=Male) BF BM = African Am. HF HM = Hispanic Am. AF AM = Asian Am. NF NM = Native Am. CF CM = Caucasian	Trade, Services, or Materials NIGP Code Listed above	\$ Amount of Quote. Letter of Intent (LOI) if available	Percent of Scope or Contract %

Failure to Complete, Sign and Submit
this form with your Bid or Proposal
Shall render the Bid Non-Responsive.
(Do Not Modify This Form)

Total ALL Subcontract / Supplier Utilization \$ _____
Total SLBE Utilization \$ _____
Total WMBE Utilization \$ _____
Percent SLBE Utilization of Total Bid/Proposal Amt. _____% Percent WMBE Utilization of Total Bid/Proposal Amt. _____%

It is hereby certified that the following information is a true and accurate account of utilization for sub-contracting opportunities on this Contract.

Signed: _____ Name/Title: _____ Date: _____

Failure to Complete, Sign and Submit Both Forms 10 & 20 SHALL render the Bid or Proposal Non-Responsive
Forms must be included with Bid / Proposal



Page 4 of 4 DMI – Solicited/**Utilized**

Instructions for completing **The Sub-(Contractors/Consultants/ Suppliers) to be Utilized Form (Form MBD-20)**

This form must be submitted with all bids or proposals. All subcontractors (regardless of ownership or size) projected to be utilized must be included on this form. Note: Ability or desire to self-perform all work shall not exempt the prime from Good Faith Efforts to achieve participation.

Contract No. This is the number assigned by the City of Tampa for the bid or proposal.

- **Contract Name.** This is the name of the contract assigned by the City of Tampa for the bid or proposal.
- **Contractor Name.** The name of your business and/or doing business as (dba) if applicable.
- **Address.** The physical address of your business.
- **Federal ID. FIN.** A number assigned to your business for tax reporting purposes.
- **Phone.** Telephone number to contact business.
- **Fax.** Fax number for business.
- **Email.** Provide email address for electronic correspondence.
- **No Subcontracting/consulting (of any kind) will be performed on this contract.** Checking box indicates your business will not use subcontractors when no Subcontract Goal or Participation Plan Requirement was set by the City, but will self-perform all work. When subcontractors are utilized during the performance of the contract, the “Sub-(Contractors/Consultants/Suppliers) Payments” form (MBD Form-30) must be submitted with every pay application and invoice. Note: certified **SLBE or WMBE firms** bidding as Primes **are not exempt** from outreach and solicitation of subcontractors, including completion and submitting Form-10 and Form-20.
- **No Firms listed To-Be-Utilized.** Check box; provide brief explanation why no firms were retained when a goal or participation plan requirement was set on the contract. Note: mandatory compliance with Good Faith Effort outreach (GFECF) requirements applies (MBD Form-50) and supporting documentation must accompany the bid.
- **See attached documents.** Check box, if after completing the DMI Form in its entirety, you need more space to list additional firms and/or if you have supplemental information/documentation relating to the scope/value/percent utilization of subcontractors. Reproduce copies of MBD-20 and attach. All data not submitted on duplicate forms must be in the same format and content as specified in these instructions.

The following instructions are for information of Any and All subcontractors To Be Utilized.

- **Federal ID. FIN.** A number assigned to a business for tax reporting purposes. This information is critical in proper identification of the subcontractor.
- **“S” = SLBE, “W” = WMBE.** Enter “S” for firms Certified by the City as Small Local Business Enterprises and/or “W” for firms Certified by the City as Women/Minority Business Enterprise; **“O” = Non-certified others.**
- **Company Name, Address, Phone & Fax.** Provide company information for verification of payments.
- **Type of Ownership.** Indicate the Ethnicity and Gender of the owner of the subcontracting business.
- **Trade, Services, or Materials (NIGP code if Known)** Indicate the trade, service, or material provided by the subcontractor. Abbreviated list of NIGP is available at <http://www.tampagov.net/mbd> “Information Resources”.
- **Amount of Quote, Letters of Intent** (required for both SLBEs and WMBEs).
- **Percent of Work/Contract.** Indicate the percent of the total contract price the subcontract(s) represent. For CCNA only (i.e. Consultant A/E Services) you must indicate subcontracts as percent of total scope/contract.
- **Total Subcontract/Supplier Utilization.** – Provide total dollar amount of all subcontractors/suppliers projected to be used for the contract. (Dollar amounts may be optional in CCNA depending on solicitation format).
- **Total SLBE Utilization.** Provide total dollar amount for all projected SLBE subcontractors/Suppliers used for this contract. (Dollar amounts may be optional in CCNA proposals depending on the solicitation format).
- **Total WMBE Utilization.** Provide total dollar amount for all projected WMBE subcontractors/Suppliers used for this contract. (Dollar amounts may be optional in CCNA proposals depending on the solicitation format).
- **Percent SLBE Utilization.** Total amount allocated to SLBEs divided by the total bid/proposal amount.
- **Percent WMBE Utilization.** Total amount allocated to WMBEs divided by the total bid/proposal amount.

If additional information is required or you have questions, please contact the Equal Business Opportunity Program - Minority and Small Business Development Office at (813) 274-5522.

TAMPA BID BOND
Contract 22-C-00016; Kirby Street FM and Gomez PS FM Improvements

KNOW ALL MEN BY THESE PRESENTS, that we, _____

(hereinafter called the Principal) and _____

(hereinafter called the Surety) a Corporation chartered and existing under the laws of the State of _____, with its principal offices in the City of _____, and authorized to do business in the State of Florida, are held and firmly bound unto the City of Tampa, a Municipal Corporation of Hillsborough County, Florida, in the full and just sum of 5% of the amount of the (Bid) (Proposal) good and lawful money of the United States of America, to be paid upon demand of the City of Tampa, Florida, to which payment will and truly to be made we bind ourselves, our heirs, executors, administrators, successors, and assigns, jointly and severally and firmly these presents.

WHEREAS, the Principal is about to submit, or has submitted to the City of Tampa, Florida, a Proposal for the construction of certain facilities for the City designated Contract 22-C-00016, Kirby Street FM and Gomez PS FM Improvements.

WHEREAS, the Principal desires to file this Bond in accordance with law, in lieu of a certified Bidder's check otherwise required to accompany this Proposal.

NOW, THEREFORE: The conditions of this obligation are such that if the Proposal be accepted, the Principal shall, within twenty (20) days after the date of receipt of written Notice of Award, execute a contract in accordance with the Proposal and upon the terms, conditions and price set forth therein, in the form and manner required by the City of Tampa, Florida and execute a sufficient and satisfactory Public Construction Bond payable to the City of Tampa, Florida in an amount of one hundred percent (100%) of the total contract price, in form and with security satisfactory to said City, then this Bid Bond obligation is to be void; otherwise to be and remain in full force and virtue in law, and the Surety shall, upon failure of the Principal to comply with any or all of the foregoing requirements within the time specified above, immediately pay to the aforesaid City, upon demand, the amount thereof, in good and lawful money of the United States of America, not as a penalty, but as liquidated damages.

IN TESTIMONY THEREOF, the Principal and Surety have caused these presents to be duly signed and sealed this _____ day of _____, 20____.

Principal

BY _____

TITLE _____

BY _____

TITLE _____

(SEAL)

Producing Agent

Producing Agent's Address

Name of Agency

The addition of such phrases as "not to exceed" or like import shall render the (Bid) (Proposal) non-responsive.

AGREEMENT

For furnishing all labor, materials and equipment, together with all work incidental thereto, necessary and required for the performance of the work for the construction of Contract 22-C-00016 in accordance with your Proposal dated _____, amounting to a total of \$ _____ as completed in accordance with subsections I-2.09 and I-2.10 of the Instruction to Bidders.

This AGREEMENT, made and entered into in triplicate, between the City of Tampa, Florida, hereinafter called the City, and _____ hereinafter called the Contractor, as of the _____ day of _____, 20__ when the City Council of the City of Tampa, Florida adopted a Resolution authorizing, among other things, the Mayor's execution of this Agreement.

WITNESSETH that, in consideration of the mutual stipulations, agreements, and covenants herein contained, the parties hereto have agreed and hereby agree with each other, the Party of the First Part for itself, its successors and assigns, and the Party of the Second Part for itself, or himself, or themselves, and its successors and assigns, or his or their executors, administrators and assigns, as follows:

Contract 22-C-00016; Kirby Street FM and Gomez PS FM Improvements, shall include, but not be limited to, furnishing all labor, materials, and equipment for the installation of 1200 LF of 16" PVC, 600 LF of 10" PVC, 950 LF of 8" PVC including 1200' of Directional drill PVC certa lock and all additional associated materials and fittings dewatering, excavation, backfilling, pavement milling and overlay, type F curb and gutter, maintenance of traffic with all associated work required for a complete project in accordance with the Contract Documents.

Contract Documents referred to in Article 1.01 of this Agreement also includes this volume, applicable standard drawings, the plans and any provisions referred to whether actually attached or not.

TAMPA AGREEMENT

SECTION 1 GENERAL

ARTICLE 1.01 THE CONTRACT

Except for titles, subtitles, headings, running headlines, and tables of contents (all of which are printed herein merely for convenience), the following, except for such portions thereof as may be specifically excluded, constitute the Contract:

The Notice to Bidders;
The Instructions to Bidders, including Special Instructions and General Instructions;
The Proposal;
The Bid Bond;
The Certification of Nonsegregated Facilities;
The Notice of Award;
The Agreement;
The Performance Bond;
The Notice To Proceed;
The Specifications, including the General Provisions, the Workmanship and Materials, the Specific Provisions or the Contract Items
The Plans;
All Supplementary Drawings Issued after award of the Contract;
All Addenda issued by the City prior to the receipt of proposals;
All provisions required by law to be inserted in this Contract, whether actually inserted or not.

ARTICLE 1.02 DEFINITIONS

The following words and terms, or pronouns used in their stead, shall, wherever they appear in this Contract, be construed as follows, unless different meaning is clear from the context:

(a)"City" shall mean the City of Tampa, Florida, represented by its Mayor and City Council, Party of the First Part, or such other City official as shall be duly empowered to act for the City on matters relating to this Contract.

(b)"Contractor" shall mean the Party of the Second Part hereto, whether corporation, firm or individual, or any combination thereof, and its, their, or his successors, personal representatives, executors, administrators, and assigns, and any person, firm or corporation who or which shall at any time be substituted in the place of the Party of the Second Part under this Contract.

(c)"Engineer" shall mean the Director of the Department or his duly authorized representative.

(d)"Consultant" shall mean the engineering or architectural firm or individual employed by the City to consult with and advise the City in the construction of the project.

(e)"Surety" shall mean any person, firm or corporation that has executed as Surety the Contractor's Performance Bond securing the performance of this Contract.

(f)"The Work" shall mean everything expressly or implied required to be furnished and done by the Contractor under the Contract, and shall include both Contract Work

and Extra Work.

(g)"Contract Work" shall mean everything expressly or implied required to be furnished and done by the Contractor by any one or more of the Contract parts referred to in Article 1.01 hereof, except Extra Work, as hereinafter defined; it being understood that, in case of any inconsistency in or between any part or parts of this Contract, the Engineer shall determine which shall prevail.

(h)"Contract" or "Contract Documents" shall mean each of the various part of the Contract referred to in Article 1.01 hereof, both as a whole and severally.

(i)"Extra Work" shall mean work other than that required either expressly or implied by the contract in its present form.

(j)"Plans" shall mean only those drawings specifically referred to as such in these documents, or in any Addendum. Drawings issued after the execution of the Contract to explain further, or to illustrate, or to show changes in the work, will be known as "Supplementary Drawings" and shall be binding upon the Contractor with the same force as the Plans.

(k)"Specifications" shall mean all of the directions, requirements, and standards of performance applying to the work, as hereinafter detailed and designated as such, or which may be issued in an addendum.

(l)"Addendum or Addenda" shall mean the additional contract provisions issued in writing prior to the receipt of bids.

(m)"Notice" shall mean written notice. Notice shall be served upon the Contractor, either personally or by leaving the said notice at his residence or with any employee found on the work, or addressed to the Contractor at the residence or place of business given in his proposal and deposited in a postpaid wrapper in any post office box regularly maintained by the United States Post Office.

(n)"Project" shall mean the entire improvement package or related work. The "project" may consist of several different, but related, contracts.

(o)"Site" shall mean, and be limited to, the area upon or in which the Contractor's operations are carried on and such other appropriate areas as may be designed as such by the Engineer.

(p)"Subcontractor" shall mean any person, firm, or corporation, other than employees of the Contractor, who or which contracts with the Contractor to furnish, or actually furnishes labor, or labor and materials, or labor and equipment or labor, materials, and equipment at the site.

(q)Whenever in the Contract the words "directed", "required", "permitted", "ordered", "designated", "prescribed", and words of like import are used, they shall imply the direction, requirement, permission, order, designation, or prescription of the Engineer; and "approved", "acceptable", "satisfactory", "in the judgement of", and words of like import shall mean approved by, or acceptable to, or satisfactory to, or in the judgment of the Engineer.

(r)Whenever in the Contract the word "day" is used, it shall mean calendar day.

(s)"Final Acceptance" shall mean acceptance of the

work as evidenced by an official resolution of the City. Such acceptance shall be deemed to have taken place only if and when an approving resolution has been adopted by the City Council. The final acceptance shall be signed only after the City has assured itself by tests, inspection, or otherwise, that all of the provisions of the Contract have been carried out to its satisfaction.

(t)"Eastern Standard Time" shall be construed as the time being observed in the City on the day proposals are received or other documents issued or signed.

SECTION 2 POWERS OF THE CITY'S REPRESENTATIVES

ARTICLE 2.01 THE ENGINEER

It is covenanted and agreed that the Engineer, in addition to those matters elsewhere herein expressly made subject to his determination, direction, or approval, shall have the power, subject to such express provisions and limitations herein contained as are not in conflict herewith, and subject to review by the Mayor and City Council:

(a)To monitor the performance of the work.

(b)To determine the amount, kind, quality, sequence, and location of the work to be paid for hereunder and, when completed, to measure such work for payment.

(c)To determine all questions of an engineering character in relation to the work, to interpret the Plans, Specifications and Addenda.

(d)To determine how the work of this Contract shall be coordinated with the work of other contractors engaged simultaneously on this project.

(e)To make minor changes in the work as he deems necessary, provided such changes do not result in a net increase in the cost to the City or to the Contractor of the work to be done under the Contract.

(f)To amplify the Plans, add explanatory information and furnish additional Specifications and Drawings consistent with the intent of the Contract Documents.

The power of the Engineer shall not be limited to the foregoing enumeration, for it is the intent of this Contract that all of the work shall be subject to his determinations and approval, except where the determination or approval of someone other than the Engineer is expressly called for herein and except as subject to review by the Mayor and City Council. All orders of the Engineer requiring the Contractor to perform work as Contract work shall be promptly obeyed by the Contractor.

The Engineer shall not, however, have the power to issue an extra work order, and the performance of such work on the order of the Engineer without previously obtaining written confirmation thereof from the Mayor in accordance with Article 7.02 hereof may constitute a waiver of any right to extra compensation therefor. The Contractor is warned that the Engineer has no power to change the terms and provisions of this Contract, except minor changes where such change results in no net increase in the Contract Price.

ARTICLE 2.02 DIRECTOR

The Director of the Department in addition to those matters

expressly made subject to his determination, direction or approval in his capacity as "Engineer", shall also have the power:

(a)To review any and all questions in relation to this Contract and its performance, except as herein otherwise specifically provided, and his determination upon such review shall be final and conclusive upon the Contractor.

(b)With the approval of the Mayor and City Council to authorize modifications or changes in the Contract so as to require: (1) the performance of extra work, or (2) the omission of Contract work whenever he deems it in the interest of the City to do so, or both.

(c)To suspend the whole or any part of the work whenever, in his judgment, such suspension is required: (1) in the interest of the City generally, or (2) to coordinate the work of the various Contractors engaged on this project, or (3) to expedite the completion of the entire project, even though the completion of this particular Contract may be thereby delayed, without compensation to the Contractor for such suspension other than extending the time for the completion of the work, as much as it may have been, in the opinion of the City, delayed by such a suspension.

(d)If, before the final acceptance of all the work contemplated herein, it shall be deemed necessary to take over, use, occupy, or operate any part of the completed or partly completed work, the Engineer shall have the right to do so and the Contractor will not, in any way, interfere with or object to the use, occupation, or operation of such work by the City after receipt of notice in writing from the Engineer that such work or part thereof will be used by the City on and after the date specified in such notice. Such taking over, use, occupancy or operation of any part of the completed or partially completed work shall not constitute final acceptance or approval of any such part of the work.

ARTICLE 2.03 NO ESTOPPEL

The City shall not, nor shall any department, officer, agent, or employee thereof, be bound, precluded, or estopped by any determination, decision, acceptance, return, certificate, or payment made or given under or in connection with this Contract by any officer, agent or employee of the City at any time either before or after final completion and acceptance of the work and payment therefor: (a) from showing the true and correct classification, amount, quality, or character of the work done, or that any determination, decision, acceptance, return certificate or payment is untrue, incorrect or improperly made in any particular, or that the work or any part thereof does not in fact conform to the requirements of the Contract Documents, and (b) from demanding and recovering from the Contractor any overpayments made to him or such damages as it may sustain by reason his failure to comply with the requirements of the Contract of Documents, or both.

ARTICLE 2.04 NO WAIVER OF RIGHTS

Neither the inspection, nor any order, measurements or certificate of the City or its employees, officers, or agents, nor by any order of the City for payment of money, nor any money, nor payments for or acceptance of the whole or any part of the work by the City, nor any extension of time, nor any changes in the Contract, Specifications or Plans, nor any possession by the City or its employees shall operate as a

waiver of any provisions of this Contract, nor any power herein provided nor shall any waiver of any breach of this Contract be held as a waiver of any other subsequent breach.

Any remedy provided in this Contract shall be taken and construed as cumulative, namely, in addition to each and every other suit, action, or legal proceeding. The City shall be entitled as of right to an injunction against any breach of the provisions of this Contract.

SECTION 3 PERFORMANCE OF WORK

ARTICLE 3.01 CONTRACTOR'S RESPONSIBILITY

The Contractor shall do all the work and furnish, at his own cost and expense, all labor, materials, equipment, and other facilities, except as herein otherwise provided, as may be necessary and proper for performing and completing the work under this Contract. The Contractor shall be responsible for the entire work until completed and finally accepted by the City.

The work shall be performed in accordance with the true intent and meaning of the Contract Documents. Unless otherwise expressly provided, the work must be performed in accordance with the best modern practice, with materials as specified and workmanship of the highest quality, all as determined by and entirely to the satisfaction of the Engineer.

Unless otherwise expressly provided, the means and methods of construction shall be such as the Contractor may choose, subject, however, to the approval of the Engineer. Only adequate and safe procedure, methods, structures and equipment shall be used. The Engineer's approval or the Engineer's failure to exercise his right thereon shall not relieve the Contractor of obligations to accomplish the result intended by the Contract, nor shall such create a cause of action for damages.

ARTICLE 3.02 COMPLIANCE WITH LAWS

The Contractor must comply with all local, State and Federal laws, rules, ordinances and regulations applicable to this Contract and to the work done hereunder, and must obtain, at his own expense, all permits, licenses or other authorization necessary for the prosecution of the work.

No work shall be performed under this Contract on Sundays, legal holidays or after regular working hours without the express permission of the Engineer. Where such permission is granted, the Engineer may require that such work be performed without additional expense to the City.

ARTICLE 3.03 INSPECTION

During the progress of the work and up to the date of final acceptance, the Contractor shall, at all times, afford the representatives of the City, the Florida Department of Environmental Regulation, and if applicable, the Federal Environmental Protection Agency and the Federal Department of Labor every reasonable, safe and proper facility for inspecting the work done or being done at the

site. The inspection of any work shall not relieve the Contractor of any of his obligations to perform proper and satisfactory work as herein specified. Finished or unfinished work found not to be in strict accordance with the Contract shall be replaced as directed by the Engineer, even though such work may have been previously approved and payment made therefor.

The City shall have the right to reject materials and workmanship which are defective or require their correction. Rejected work and materials must be promptly removed from the site, which must at all times be kept in a reasonably clean and neat condition.

Failure or neglect on the part of the City to condemn or reject bad or inferior work or materials shall not be construed to imply an acceptance of such work or materials, if it becomes evident at any time prior to the final acceptance of the work by the City. Neither shall it be construed as barring the City at any subsequent time from the recovery of damages of such a sum of money as may be needed to build anew all portions of the work in which inferior work or improper materials were used, wherever found.

Should it be considered necessary or advisable by the City at any time before final acceptance of the entire work to make examinations of work already completed, by removing or tearing out all or portions of such work, the Contractor shall, on request, promptly furnish all necessary facilities, labor, and material for that purpose. If such work is found to be defective in any material respect, due to the fault of the Contractor or his subcontractors, he shall defray all expenses of such examination and of satisfactory reconstruction. If, however, such work is found to meet the requirements of the Contract, the cost of examination and restoration of the work shall be considered an item of extra work to be paid for in accordance with the provisions of Article 7.02 hereof.

ARTICLE 3.04 PROTECTION

During performance and until final acceptance, the Contractor shall be under an absolute obligation to protect the finished and unfinished work against any damage, loss, or injury. The Contractor shall take proper precaution to protect the finished work from loss or damage, pending completion and the final acceptance of all the work included in the entire Contract, provided that such precaution shall not relieve the Contractor from any and all liability and responsibility for loss or damage to the work occurring before final acceptance by the City. Such loss or damage shall be at the risk of and borne by the Contractor, whether arising from acts or omissions of the Contractor or others. In the event of any such loss or damage, the Contractor shall forthwith repair, replace, and make good the work without extension of time therefor, except as may be otherwise provided herein.

The provisions of this Article shall not be deemed to create any new right of action in favor of third parties against the Contractor or the City.

ARTICLE 3.05 PRESERVATION OF PROPERTY

The Contractor shall preserve from damage all property along the line of the work, or which is in the vicinity of or is in anywise affected by the work, the removal or destruction of which is not called for by the Plans. This applies, but is not limited, to the public utilities, trees, lawn areas, building monuments, fences, pipe and underground structures, public streets (except natural wear and tear of streets resulting from legitimate use thereof by the Contractor), and wherever such property is damaged due to the activities of the Contractor, it shall be immediately restored to its original condition by the Contractor and at his own expense.

In case of failure on the part of the Contractor to restore such property, or make good such damage or injury, the City may, upon forty-eight (48) hour written notice, proceed to repair, rebuild, or otherwise restore such property as may be deemed necessary, and the cost thereof will be deducted from any monies due or which may become due the Contractor under this Contract. Nothing in this clause shall prevent the Contractor from receiving proper compensation for the removal, damage, or replacement of any public or private property not shown on the Plans, when this is made necessary by alteration of grade or alignment authorized by the Engineer, provided that such property has not been damaged through fault of the Contractor, his employees or agents.

ARTICLE 3.06 BOUNDARIES

The Contractor shall confine his equipment, apparatus, the storage of materials, supplies and apparatus of his workmen to the limits indicated on the plans, by law, ordinances, permits or direction of the Engineer.

ARTICLE 3.07 SAFETY AND HEALTH REGULATIONS

The Contractor shall comply with the Department of Labor Safety and Health Regulations for construction promulgated under the Occupational Safety and Health Act of 1970 (PL 91- 596) and under Section 107 of the Contract Work Hours and Safety Standards Act (PL91-54).

ARTICLE 3.08 TAXES

All taxes of any kind and character payable on account of the work done and materials furnished under this Contract shall be paid by the Contractor and shall be deemed to have been included in his bid. The laws of the State of Florida provide that sales and use taxes are payable by the Contractor upon the tangible personal property incorporated in the work and such taxes shall be paid by the Contractor and shall be deemed to have been included in his bid.

ARTICLE 3.09 ENVIRONMENTAL CONSIDERATIONS

The Contractor, in the performance of the work under this Contract, shall comply with all Local, State and Federal laws, statutes, ordinances, rules and regulations applicable to protection of the environment; and, in the event he violates any of the provisions of same, he shall be answerable to the Local, State and Federal agencies designated by law to protect the environment. In the event the City receives, from any of the environmental agencies, a citation which is occasioned by an act or omission of the Contractor or his

subcontractor or any officers, employees or agents of either, it is understood and agreed that the Contractor shall automatically become a party-respondent under said citation; and the City immediately shall notify the Contractor and provide him with a copy of said citation.

The Contractor shall comply with the requirements of the citation and correct the offending condition(s) within the time stated in said citation and further shall be held fully responsible for all fines and/or penalties.

SECTION 4 TIME PROVISIONS

ARTICLE 4.01 TIME OF START AND COMPLETION

The Contractor must commence work within thirty (30) days subsequent to the date of the receipt of the "Notice to Proceed" by the City unless otherwise provided in the Specific Provisions and Special Instructions. Time being of the essence of this Contract, the Contractor shall thereafter prosecute the work diligently, using such means and methods of construction as well as secure its full completion in accordance with the requirements of the Contract Documents no later than the date specified therefor, or on the date to which the time for completion may be extended.

The Contractor must complete the work covered by this Contract in the number of consecutive calendar days set forth in the Instructions to Bidders, unless the date of completion is extended pursuant to the provisions of Article 4.05 hereof.

The period for performance shall start from the date of signing of this Agreement by the City.

The actual date of completion will be established after a final inspection as provided in Article 4.07 hereof.

ARTICLE 4.02 PROGRESS SCHEDULE

To enable the work to be laid out and prosecuted in an orderly and expeditious manner, the Contractor shall submit to the Engineer a proposed progress schedule within fifteen (15) days after the award of this Contract.

The schedule shall state the Contract starting date, time for completion and date of completion and shall show the anticipated time of starting and completion of each of the various operations to be performed under this Contract, together with all necessary and appropriate information regarding sequence and correlation of work and an estimated time required for the delivery of all materials and equipment required for the work. The proposed schedule shall be revised as directed by the Engineer until finally approved by him, and, after such approval, shall be strictly adhered to by the Contractor. The approved progress schedule may be changed only with the written permission of the Engineer.

If the Contractor shall fail to adhere to the approved progress schedule or the schedule as revised, he shall promptly adopt such other or additional means and methods of construction as will make up for the time lost, and will assure completion in accordance with the contract time.

ARTICLE 4.03 APPROVAL REQUESTS

From time to time, as the work progresses and in the sequence indicated by the approved schedule, the Contractor must submit to the Engineer a specific request, in writing, for each item of information or approval required of him by the Contract. These requests must be submitted sufficiently in advance of the date upon which the information or approval is actually required by the Contractor to allow for the time the Engineer may take to act upon such submissions or resubmissions. The Contractor shall not have any right to an extension of time on account of delays due to his failure to submit his requests for the required information or the required approval in accordance with these requirements.

ARTICLE 4.04 COORDINATION WITH OTHER CONTRACTORS

During progress of the work, other Contractors may be engaged in performing other work on this project or on other projects on the site. In that event, the Contractor shall coordinate the work to be done hereunder with the work of such other Contractors in such manner as the Engineer may direct.

ARTICLE 4.05 EXTENSION OF TIME

If such an application is made, the Contractor shall be entitled to an extension of time for delay in completion of the work should the Contractor be obstructed or delayed in the commencement, prosecution or completion of any part of said work by any act or delay of the City, or by acts or omissions of other Contractors on this project, or by a riot, insurrection, war, pestilence, acts of public authorities, fire, lightning, hurricanes, earthquakes, tornadoes, floods, extremely abnormal and excessive inclement weather as indicated by the records of the local weather bureau for a five-year period preceding the date of the Contract, or by strikes, or other causes, which causes of delay mentioned in this Article, in the opinion of the City, are entirely beyond the expectation and control of the Contractor.

The Contractor shall, however, be entitled to an extension of time for such causes only for the number of days of delay which the City may determine to be due solely to such causes and only to the extent that such occurrences actually delay the completion of the project and then only if the Contractor shall have strictly complied with all of the requirements of Articles 4.01, 4.02, 4.03 and 4.04 hereof. It is hereby understood that the determination by the Engineer as to the order and sequence of the work shall not in itself constitute a basis for extension of time.

The determination made by the City on an application for an extension of time shall be binding and conclusive on the Contractor.

Delays caused by failure of the Contractor's materialmen, manufacturers, and dealers to furnish approved working drawings, materials, fixtures, equipment, appliances, or other fittings on time or failure of subcontractors to perform their work shall not constitute a basis of extension of time.

The Contractor agrees to make no claim for damages for delay in the performance of this Contract occasioned by any

act or omission to act of the City or any of its representatives or because of any injunction which may be brought against the City or its representatives and agrees that any such claim shall be fully compensated for by an extension of time to complete performance of the work as provided herein.

ARTICLE 4.06 LIQUIDATED DAMAGES

It is mutually agreed between the parties that time is the essence of this Contract and that there will be on the part of the City considerable monetary damage in the event the Contractor should fail to complete the work within the time fixed for completion in the Contract or within the time to which such completion may have been extended.

The amount per day set forth in the Instructions to Bidders is hereby agreed upon as the liquidated damages for each and every calendar day that the time consumed in completing the work under this Contract exceeds the time allowed.

This amount shall, in no event, be considered as a penalty or otherwise than as the liquidated and adjusted damages to the City because of the delay and the Contractor and his Surety agree that the stated sum per day for each such day of delay shall be deducted and retained out of the monies which may become due hereunder and if not so deductible, the Contractor and his Surety shall be liable therefor.

ARTICLE 4.07 FINAL INSPECTION

When the work has been completed in accordance with the requirements of the Contract and final cleaning up performed, a date for final inspection of the work by the Engineer shall be set by the Contractor in a written request therefor, which date shall be not less than ten (10) days after the date of such request. The work will be deemed complete as of the date so set by the Contractor if, upon such inspection, the Engineer determines that no further work remains to be done at the site.

If such inspection reveals interms of work still to be performed, however, the Contractor shall promptly perform them and then request a reinspection. If, upon such inspection, the Engineer determines that the work is complete, the date of final completion shall be deemed to be the last day of such reinspection.

**SECTION 5
SUBCONTRACTS AND ASSIGNMENTS**

ARTICLE 5.01 LIMITATIONS AND CONSENT

The Contractor shall not assign, transfer, convey, sublet or otherwise dispose of this Contract or of his right, title, or interest therein, or his power to execute such Contract, or to assign any monies due or to become due thereunder to any other person, firm or corporation unless the previous written consent of the City shall first be obtained thereto and the giving of any such consent to a particular subcontract or assignment shall not dispense with the necessity of such consent to any further or other assignment.

Before making any subcontract, the Contractor must submit a

written statement to the Engineer, giving the name and address of the proposed contractor, the portion of the work and materials which he is to perform and furnish and any other information tending to prove that the proposed subcontractor has the necessary facilities, skill, integrity, past experience and financial resources to perform the work in accordance with the terms and conditions of this Contract.

If the City finds that the proposed subcontractor is qualified, the Contractor will be notified in writing. The City may revoke approval of any subcontractor when such subcontractor evidences an unwillingness or inability to perform his work in strict accordance with these Contract Documents. Notice of such revocation of approval will be given in writing to the Contractor.

The Contractor will promptly, upon request, file with the City a conformed copy of the subcontract. The Contractor shall cause appropriate provisions to be inserted in all subcontracts relative to the work to bind subcontractors to the Contractor by the terms of these Contract Documents, insofar as applicable to the work of subcontractors, and to give the Contractor the same power as regards terminating any subcontracts that the City may exercise over the Contractor under provisions of these Contract Documents.

The Contractor shall be required to perform with his own forces at least twenty-five (25) percent of the work, unless written consent to subcontract a greater percentage of the work is first obtained from the City.

ARTICLE 5.02 RESPONSIBILITY

The approval by the City of a subcontractor shall not relieve the Contractor of any of his responsibilities, duties, and liabilities hereunder. The Contractor shall be solely responsible to the City for the acts or defaults or omissions of his subcontractor and of such subcontractor's officers, agents, and employees, each of whom shall for all purposes be deemed to be the agent or employee of the Contractor. Nothing contained in the Contract Documents shall create any contractual relationship between any subcontractor and the City.

SECTION 6 SECURITY AND GUARANTY

ARTICLE 6.01 CONTRACT SECURITY

The Contractor shall execute and deliver to the City a Performance Bond on the form as provided herein, in an amount at least equal to one hundred (100) percent of the full Contract price, such Bond to be executed by a surety company acceptable to the City. The surety on such Performance Bond shall be a surety company duly authorized to do business in the State of Florida, and the Bond shall be issued or countersigned by a local resident producing agent of such surety company who is a resident of the State of Florida, regularly commissioned and licensed in said State, and satisfactory evidence of the authority of the person or persons executing such Bond shall be submitted with the Bond. The Performance Bond shall serve as security for the faithful performance of this Contract, including

maintenance and guaranty provisions, and for the payment of all persons performing labor and furnishing materials in connection with the Contract. The premiums on the Performance Bond shall be paid by the Contractor.

If, at any time, the City shall become dissatisfied with any surety or sureties then upon the Performance Bond, or if for any other reason such bond shall cease to be adequate security for the City, the Contractor shall, within five days after notice so to do, substitute an acceptable Bond in such form and sum and signed by such other sureties as may be satisfactory to the City. The premiums on such Bond shall be paid by the Contractor. No further partial payments shall be deemed due or shall be made until the new sureties have qualified.

ARTICLE 6.02 CONTRACTORS INSURANCE

Insurance required shall be as indicated on Special Instructions pages beginning with "INS-1"

ARTICLE 6.03 AGAINST CLAIMS AND LIENS

The City may withhold from the Contractor as much as any approved payments to him as may, in the opinion of the City, be necessary to secure (a) just claims of any persons supplying labor or materials to the Contractor or any of his subcontractors for the work then due and unpaid; (b) loss due to defective work not remedied, or (c) liability, damage, or loss due to injury to persons or damages to the work or property of other contractors, subcontractors, or others, caused by the act or neglect of the Contractor or of any of his subcontractors. The City shall have the right, as agent for the Contractor, to apply any such amounts so withheld in such manner as the City may deem proper to satisfy such claims or to secure such protection. Such application of such money shall be deemed payments for the account of the Contractor.

ARTICLE 6.04 MAINTENANCE AND GUARANTY

The Contractor hereby guarantees all the work furnished under this Contract against any defects in workmanship and materials for a period of one year following the date of final acceptance of the work by the City. Under this guarantee, the Contractor hereby agrees to make good, without delay, at his own expense, any failure of any part of the work due to faulty materials or manufacture, construction, or installation, or the failure of any equipment to perform satisfactorily all the work put upon it within the limits of the Contract Documents, and further, shall make good any damage to any part of the work caused by such failure. It is hereby agreed that the Performance Bond shall fully cover all guarantees contained in this Article.

It is also agreed that all warranties, expressed or implied, inure to the benefit of the City and are enforceable by the City.

SECTION 7 CHANGES

ARTICLE 7.01 MINOR CHANGES

The City reserves the right to make such additions, deductions, or changes to this Contract from time to time as

it deems necessary and in a manner not materially affecting the substance thereof or materially changing the price to be paid in order to carry out and complete more fully and perfectly the work herein agreed to be done and performed. This Contract shall in no way be invalidated by any such additions, deductions, or changes, and no claim by the Contractor shall be made for any loss of anticipated profits thereby.

Construction conditions may require that minor changes be made in the location and installation of the work and equipment to be furnished and other work to be performed hereunder, and the Contractor when ordered by the Engineer, shall make such adjustments and changes in said locations and work as may be necessary, without additional cost to the City, provided such adjustments and changes do not alter the character, quantity or cost of the work as a whole, and provided further that Plans and Specifications showing such adjustments and changes are furnished to the Contractor by the City within a reasonable time before any work involving such adjustment and changes is begun. The Engineer shall be the sole judge of what constitutes a minor change for which no additional compensation shall be allowed.

ARTICLE 7.02 EXTRA WORK

The City may at any time by a written order and without notice to the sureties require the performance of such extra work as it may find necessary or desirable. An order for extra work shall be valid only if issued in writing and signed by the Mayor and the work so ordered must be performed by the Contractor.

The amount of compensation to be paid to the Contractor for any extra work as so ordered shall be determined as follows:

(a) By such applicable unit prices, if any, as are set forth in the Proposal; or

(b) If no such unit prices are set forth then by a lump sum or other unit prices mutually agreed upon by the City and the Contractor; or

(c) If no such unit prices are set forth in the Proposal and if the parties cannot agree upon a lump sum or other unit prices then by the actual net cost in money to the Contractor of the extra work performed, which cost shall be determined as follows:

(1) For all labor and foreman in direct charge of the authorized operations, the Contractor shall receive the current local rate of wages to be agreed upon, in writing, before starting such work for each hour that said labor and foremen are actually engaged thereon, to which shall be added an amount equal to 25 percent of the sum thereof which shall be considered and accepted as full compensation for general supervision, FICA taxes, contributions under the Florida Unemployment Compensation Act, insurance, bond, subcontractor's profit and overhead, the furnishing of small tools and miscellaneous equipment used, such as picks, shovels, hand pumps, and similar items.

(2) For all materials used, the Contractor shall receive the actual cost of such materials delivered at the site or previously approved delivery point as established by original receipted bills. No percentage shall be added to this cost.

(3) For special equipment and machinery such as power-driven pumps, concrete mixers, trucks, and tractors, or other equipment, required for the economical performance of the authorized work, the Contractor shall receive payment based on the average local area rental price for each item of equipment and the actual time of its use on the work. No percentage shall be added to this sum.

(4) Records of extra work done under this procedure shall be reviewed at the end of each day by the Contractor or his representative and the Engineer. Duplicate copies of accepted records shall be made and signed by both Contractor or his representative and the Engineer, and one copy retained by each.

Request for payment for approved and duly authorized extra work shall be submitted in the same form as Contract work or in the case of work performed under paragraph (c) (1) above upon a certified statement supported by receipted bills. Such statement shall be submitted for the current Contract payment for the month in which the work was done.

ARTICLE 7.03 DISPUTED WORK

If the Contractor is of the opinion that any work required, necessitated, or ordered violates the terms and provisions of this Contract, he must promptly notify the Engineer, in writing, of his contentions with respect thereto and request a final determination thereof. If the Engineer determines that the work in question is Contract work and not extra work or that the order complained of is proper, he will direct the Contractor to proceed and the Contractor shall promptly comply. In order, however, to reserve his right to claim compensation for such work or damages resulting from such compliance, the Contractor must, within five (5) days after receiving notice of the Engineer's determination and direction, notify the City in writing that the work is being performed or that the determination and direction is being complied with under protest. Failure of the Contractor to notify shall be deemed as a waiver of claim for extra compensation or damages therefor.

Before final acceptance by the City, all matters of dispute must be adjusted to the mutual satisfaction of the parties thereto. Final determinations and decisions, in case any questions shall arise, shall constitute a condition precedent to the right of the Contractor to receive the money therefor until the matter in question has been adjusted.

ARTICLE 7.04 OMITTED WORK

The City may at any time by a written order and without notice to the sureties require the omission of such Contract work as it may find necessary or desirable.

An order for omission of work shall be valid only if signed by the Mayor and the work so ordered must be omitted by the Contractor. The amount by which the Contract price shall be reduced shall be determined as follows:

(a) By such applicable unit prices, if any, as are set forth in the Contract; or

(b) By the appropriate lump sum price set forth in the Contract; or

(c) By the fair and reasonable estimated cost to the City

of such omitted work as determined by the Engineer and approved by the City.

SECTION 8 CONTRACTOR'S EMPLOYEES

ARTICLE 8.01 CHARACTER AND COMPETENCY

The Contractor and his subcontractors shall employ upon all parts of the work herein contracted for only competent, skillful, and trustworthy workers. Should the Engineer at any time give notice, in writing, to the Contractor or his duly authorized representative on the work that any employee in his opinion is incompetent, unfaithful, disorderly, careless, unobservant of instructions, or in any way a detriment to the satisfactory progress of the work, such employee shall immediately be dismissed and not again allowed upon the site.

ARTICLE 8.02 SUPERINTENDENCE

The Contractor shall give his personal supervision to the faithful prosecution of the work and in case of his absence shall have a competent, experienced, and reliable supervisor or superintendent, acceptable to the Engineer on the site who shall follow without delay all instructions of the Engineer in the prosecution and completion of the work and every part thereof, in full authority to supply workers, material, and equipment immediately. He shall keep on hand at all times copies of the Contract Documents.

ARTICLE 8.03 EMPLOYMENT OPPORTUNITIES

The Contractor shall, in the performance of the work required to be done under this Contract, employ all workers without discrimination regarding race, creed, color, sex or national origin and must not maintain or provide facilities that are segregated on the basis of race, color, creed or national origin.

ARTICLE 8.04 RATES OF WAGES

On federally assisted projects, the rates of wages to be paid under this Contract shall not be less than the rates of wages set forth in Section 12 of this Agreement.

On other projects, no wage rate determination is included. Florida's Prevailing Wage Law (Section 215.19, Florida Statutes) was repealed effective April 25, 1979.

ARTICLE 8.05 PAYROLL REPORTS

The Contractor and each subcontractor shall, if requested to do so, furnish to the Engineer a duly certified copy of his payroll and also any other information required by the Engineer to satisfy him that the provisions of the law as to the hours of employment and rate of wages are being observed.

Payrolls shall be prepared in accordance with instructions furnished by the City and on approved forms. The Contractor shall not carry on his payroll any persons not employed by him. Subcontractor's employees shall be carried only on the payrolls of the employing subcontractor.

SECTION 9 CONTRACTOR'S DEFAULT

ARTICLE 9.01 CITY'S RIGHT AND NOTICE

It is mutually agreed that: (a) if the Contractor fails to begin work when required to do so, or (b) if at any time during the progress of the work it shall appear to the Engineer that the Contractor is not prosecuting the work with reasonable speed, or is delaying the work unreasonably and unnecessarily, or (c) if the force of workmen or quality or quantity of material furnished are not sufficient to insure completion of the work within the specified time and in accordance with the Specifications hereto attached, or (d) if the Contractor shall fail to make prompt payments for materials or labor or to subcontractors for work performed under the Contract, or (e) if legal proceedings have been instituted by others than the City in such manner as to interfere with the progress of the work and may subject the City to peril of litigation or outside claims of (f) if the Contractor shall be adjudged a bankrupt or make an assignment for the benefit of creditors, or (g) if in any proceeding instituted by or against the Contractor an order shall be made or entered granting an extension of time of payment, composition, adjustment, modification, settlement or satisfaction of his debts or liabilities, or (h) if a receiver or trustee shall be appointed for the Contractor or the Contractor's property, or (i) if the Contract or any part thereof shall be sublet without the consent of the City being first obtained in writing, or (j) if this Contract or any right, monies, or claim thereunder shall be assigned by the Contractor, otherwise than as herein specified, or (k) if the Contractor shall fail in any manner of substance to observe the provisions of this Contract, or (l) if any of the work, machinery, or equipment shall be defective, and shall not be replaced as herein provided, or (m) if the work to be done under this Contract shall be abandoned, then such fact or conditions shall be certified by the Engineer and thereupon the City without prejudice to any other rights or remedies of the City, shall have the right to declare the Contractor in default and so notify the Contractor by a written notice, setting forth the ground or grounds upon which such default is declared and the Contractor must discontinue the work, either as a portion of the work or the whole thereof, as directed.

ARTICLE 9.02 CONTRACTOR'S DUTY UPON DEFAULT

Upon receipt of notice that his Contract is in default, the Contractor shall immediately discontinue all further operations on the work or such part thereof, and shall immediately quit the site or such part thereof, leaving untouched all plant, materials, equipment, tools, and supplies.

ARTICLE 9.03 COMPLETION OF DEFAULTED WORK

The City, after declaring the Contractor in default, may then have the work completed or the defective equipment or machinery replaced or anything else done to complete the work in strict accordance with the Contract Documents by such means and in such manner, by Contract with or without public letting, or otherwise, as it may deem advisable,

utilizing for such purpose without additional cost to the City such of the Contractor's plant, materials, equipment, tools, and supplies remaining on the site, and also such subcontractors as it may deem advisable.

The City shall reimburse all parties, including itself, for the expense of such completion, including liquidated damages, if any, and the cost of reletting. The City shall deduct this expense from monies due or to become due to the Contractor under this Contract, or any part thereof, and in case such expense is more than the sum remaining unpaid of the original contract price, the Contractor and his sureties shall pay the amount of such deficiency to the City.

ARTICLE 9.04 PARTIAL DEFAULT

In case the City shall declare the Contractor in default as to a part of the work only, the Contractor shall discontinue such part, shall continue performing the remainder of the work in strict conformity with the terms of the Contract, and shall in no way hinder or interfere with any other contractor or person whom the City may engage to complete the work as to which the Contractor was declared in default.

SECTION 10 PAYMENTS

ARTICLE 10.01 PRICES

For the Contractor's complete performance of the work, the City will pay and the Contractor agrees to accept, subject to the terms and conditions hereof, the lump sum prices or unit prices in the Contractor's Proposal and the award made therein, plus the amount required to be paid for any extra work ordered under Article 7.02 hereof, less credit for any work omitted pursuant to Article 7.04 hereof. Under unit price items, the number of units actually required to complete the work under the Contract may be more than stated in the Proposal. The Contractor agrees that no claim will be made for any damages or for loss of profits because of a difference between the quantities of the various classes of work assumed and stated in the Proposal Form as a basis for comparing Proposals and the quantities of work actually performed.

The sum as awarded for any lump sum Contract or lump sum Contract Item shall represent payment in full for all of the various classes of work, including materials, equipment, and labor necessary or required to complete, in conformity with the Contract Document, the entire work shown, indicated or specified under the lump sum Contract or lump sum Contract Item.

The amount as awarded as a unit price for any unit price Contract Item shall represent payment in full for all the materials, equipment, and labor necessary to complete, in conformity with the Contract Documents, each unit of work shown, specified, or required under the said unit price Contract Item.

No payment other than the amount as awarded will be made for any class of work included in a lump sum Contract Item or a unit price Contract Item, unless specific provision is

made therefor in the Contract Documents.

ARTICLE 10.02 SUBMISSION OF BID BREAKDOWN

Within fifteen (15) days after the execution of this Contract, the Contractor must submit to the Engineer in duplicate an acceptable breakdown of the lump sums and unit prices bid for items of the Contract, showing the various operations to be performed under the Contract, as described in the progress schedule required under Article 4.02 hereof, and the value of each of such operations, the total of such items to equal the total price bid. The Contractor shall also submit such other information relating to the bid prices as may be required and shall revise the bid breakdown as directed. Thereafter, the breakdown may be used for checking the Contractor's applications for partial payments hereunder but shall not be binding upon the City or the Engineer for any purpose whatsoever.

ARTICLE 10.03 REPORTS, RECORDS AND DATA

The Contractor shall furnish to the Engineer such schedules of quantities and costs, progress schedules, reports, invoices, delivery tickets, estimates, records, and other data as the Engineer may request concerning work performed or to be performed and the materials furnished under the Contract.

ARTICLE 10.04 PAYMENTS BY CONTRACTOR

The Contractor shall pay (a) for all transportation and utility services not later than the 20th day of the calendar month following that in which such services are rendered, (b) for all materials, tools, and equipment delivered at the site of the project, and the balance of the cost thereof not later than the 30th day following the completion of that part of the work in or on which such materials, tools, and equipment are incorporated or used, and (c) to each of his subcontractors, not later than the 5th day following each payment to the Contractor, the respective amounts allowed the Contractor on account of the work performed by his subcontractors, to the extent of each subcontractor's interest therein; and proof of such payments or releases therefor shall be submitted to the Engineer upon request.

ARTICLE 10.05 PARTIAL PAYMENTS

On or about the first of each month, the Contractor shall make and certify an estimate, on forms prescribed by the City, of the amount and fair value of the work done, and may apply for partial payment therefor. The Contractor shall revise the estimate as the Engineer may direct. When satisfactory progress has been made, and shows that the value of the work completed since the last payment exceeds one percent (1%) of the total Contract price in amount, the Engineer will issue a certificate that such work has been completed and the value thereof. The City will then issue a voucher to the Contractor in accordance with the following schedule:

FOR CONTRACT AMOUNTS UNDER \$250,000

(A) In the amount of ninety percent (90%) of the value of the work completed as certified until construction is one hundred percent (100%) complete (operational or beneficial occupancy), the withheld amount may be reduced below ten percent (10%), at the Engineer's option, to only that amount necessary to assure completion.

FOR CONTRACT AMOUNTS OVER \$250,000

(A) In the amount of ninety percent (90%) of the value of the work completed as certified until construction is fifty percent (50%) complete.

(B) When the dollar value, as determined by the Engineer, of satisfactorily completed work in place is greater than fifty percent (50%) of the original contract price, vouchers for partial payment will be issued by the City to the Contractor in the amount of one hundred percent (100%) of the value of the work, above 50%, completed as certified for that payment period.

(C) If the Contractor has performed satisfactorily and the work is substantially complete (operational or beneficial occupancy) the withheld amount may be reduced, at the Engineer's option, to only that amount necessary to assure completion.

In addition to the Conditions set forth in (A), (B), and (C) above, payments will always be less any sums that may be retained or deducted by the City under the terms of any of the contract documents and less any sums that may be retained to cover monetary guarantees for equipment, materials or progress performance.

Payment on estimates made on or about the first of the month may be expected on or about the 20th of the month.

Unless specified otherwise in the Contract Items, the delivered cost of equipment and nonperishable materials suitably stored at the site of the work and tested for adequacy may be included in the Contractor's application for partial payment provided, however, that the Contractor shall furnish evidence satisfactory to the City that the Contractor is the unconditional owner and in possession of such materials or equipment. The amount to be paid will be 90 percent of the invoice cost to the Contractor which cost shall be supported by receipted bills within 30 days of the date of payment by the City to the Contractor. Such payment shall not relieve the Contractor from full responsibility for completion of the work and for protection of such materials and equipment until incorporated in the work in a permanent manner as required by the Contract Documents.

Before any payment will be made under this Contract, the Contractor and every subcontractor, if required, shall deliver to the Engineer a written, verified statement, in satisfactory form, showing in detail all amounts then due and unpaid by such Contractor or subcontractor to all laborers, workmen, and mechanics, employed by him under the Contract for the performance of the work at the site thereof, for daily or weekly wages, or to other persons for materials, equipment, or supplies delivered at the site of the work during the period covered by the payment under consideration.

ARTICLE 10.06 FINAL PAYMENT

Under determination of satisfactory completion of the work under this Contract as provided in Article 4.07 hereof, the Engineer will prepare the final estimate showing the value of the completed work. This estimate will be prepared within 30 days after the date of completion or as soon thereafter as the necessary measurements and computations can be made.

All prior certificates and estimates, being approximate only, are subject to correction in the final estimate and payment.

When the final estimate has been prepared and certified by Engineer, he will submit to the Mayor and City Council the final certificate stating that the work has been completed and the amount based on the final estimate remaining due to the Contractor. The City will then accept the work as fully completed and will, not later than 30 days after the final acceptance, as defined in Article 1.02, of the work done under this Contract, pay the Contractor the entire amount so found due thereunder after deduction of all previous payments and all percentages and amounts to be kept and retained under provisions of this Contract; provided, however, and it is understood and agreed that, as a precedent to receiving final payment, the Contractor shall submit to the City a sworn affidavit that all bills for labor, service, materials, and subcontractors have been paid and that there are no suits pending in connection with this work. The City, at its option, may permit the Contractor to execute a separate surety bond in a form satisfactory to the City. The surety bond shall be in the full amount of the suit or suits.

Neither the final payment nor any part of the retained percentage shall be paid until the Contractor, if required, shall furnish the City with a complete release from any should remain unsatisfied after all payments are made, the Contractor shall refund to the City all monies which the City may be compelled to pay in discharging such claim, including incidental costs and attorney's fees.

ARTICLE 10.07 ACCEPTANCE OF FINAL PAYMENT

The acceptance by the Contractor, or by anyone claiming by or through him, of the final payment shall operate as and shall be a release to the City and every officer and agent thereof from any and all claims and liability to the Contractor for anything done or furnished in connection with the work or project and for any act or neglect of the Contractor or of any others relating to or affecting the work. No payment, however, final or otherwise, shall operate to release the Contractor or his sureties from any obligations under this Contract or the Performance Bond.

SECTION 11 MISCELLANEOUS PROVISIONS

ARTICLE 11.01 CONTRACTOR'S WARRANTIES

In consideration of, and to induce the award of this contract to him, the Contractor represents and warrants:

(a) That he is not in arrears to the City upon debt or contract, and he is not a defaulter, as surety, contractor, or otherwise.

(b) That he is financially solvent and sufficiently experienced and competent to perform the work.

(c) That the work can be performed as called for by the Contract Documents.

(d) That the facts stated in his proposal and the information given by him are true and correct in all respects.

(e) That he is fully informed regarding all the conditions affecting the work to be done and labor and materials to be

furnished for the completion of this Contract, and that his information was secured by personal investigation and research.

ARTICLE 11.02 PATENTED DEVICES, MATERIAL AND PROCESSES

It is mutually understood and agreed that Contract prices include all royalties and costs arising from patents, trademarks, and copyrights in any way involved in the work. Whenever the Contractor is required or desires to use any design, device, material, or process covered by letters of patent or copyright, the Contractor shall indemnify and save harmless the City, its officers, agents and employees from any and all claims for infringement by reason of the use of any such patented design, device, tool, material, equipment, or process, to be performed under the Contract, and shall indemnify the said City, its officers, agents, and employees for any costs, expenses, and damages which may be incurred by reason of such infringement at any time during the prosecution or after completion of the work.

ARTICLE 11.03 SUITS AT LAW

In case any action at law or suit in equity may or shall be brought against the City or any of its officers, agents, or employees for or on account of the failure, omission, or neglect of the Contractor or his subcontractors, employees, or agents, to do or perform any of the covenants, acts, matters, or things by this Contract undertaken to be done or performed by the Contractor or his subcontractors, employees, or agents, or from any injuries done to property or persons and caused by the negligence or alleged negligence of the Contractor or his subcontractors, employees, or agents, or in any other manner arising out of the performance of this Contract, then the Contractor shall immediately assume and take charge of the defense of such actions or suits in like manner and to all intents and purposes as if said actions or suits have been brought directly against the Contractor, and the Contractor shall also indemnify and save harmless the City, its officers, agents, and employees from any and all loss, cost or damage whatever arising out of such actions or suits, in like manner and to all intents and purposes as if said actions or suits have been brought directly against the Contractor.

The Contractor shall and does hereby assume all liability for and agrees to indemnify the City or its Engineer against any or all loss, costs, damages, and liability for any or by reason of any lien, claims or demands, either for materials purchased or for work performed by laborers, mechanics, and others and from any damages, costs, actions, or causes of action and judgement arising from injuries sustained by mechanics, laborers, or other persons by reason of accidents or otherwise, whether caused by the carelessness or inefficiency or neglect of said Contractor, his subcontractors, agents, employees, workmen or otherwise.

ARTICLE 11.04 CLAIMS FOR DAMAGES

If the Contractor shall claim compensation for any damage sustained, other than for extra or disputed work covered by Article 7.02 and 7.03 hereof, by reason of any act or omission of the City, its agents, or any persons, he shall, within five days after sustaining such damage, make and

deliver to the Engineer a written statement of the nature of the damage sustained and of the basis of the claim against the City. On or before the 15th of the month succeeding that in which any damage shall have been sustained, the Contractor shall make and deliver to the Engineer an itemized statement of the details and amounts of such damage, duly verified by the Contractor. Unless such statements shall be made delivered within the times aforesaid, it is stipulated that and all claims for such compensation shall be forfeited and invalidated, and the Contractor shall not be entitled to payment on account of such claims.

ARTICLE 11.05 NO CLAIMS AGAINST INDIVIDUALS

No claim whatsoever shall be made by the Contractor against any officer, agent, employee of the City for, or on account of, anything done or omitted to be done in connection with this Contract.

ARTICLE 11.06 LIABILITY UNAFFECTED

Nothing herein contained shall in any manner create any liability against the City on behalf of any claim for labor, services, or materials, or of subcontractors, and nothing herein contained shall affect the liability of the Contractor or his sureties to the City or to any workmen or materialsmen upon bond given in connection with this Contract.

ARTICLE 11.07 INDEMNIFICATION PROVISIONS

Whenever there appears in this Agreement, or in the other Contract Documents made a part hereof, an indemnification provision within the purview of Chapter 725.06, Laws of Florida, the monetary limitation on the extent of the indemnification under each such provision shall be One Million Dollars or a sum equal to the total Contract price, whichever shall be the greater.

ARTICLE 11.08 UNLAWFUL PROVISIONS DEEMED STRICKEN

If this contract contains any unlawful provisions not an essential part of the Contract and which shall not appear to have a controlling or material inducement to the making thereof, such provisions shall be deemed of no effect and shall, upon notice by either party, be deemed stricken from the Contract without affecting the binding force of the remainder.

ARTICLE 11.09 LEGAL PROVISIONS DEEMED INCLUDED

Each and every provision of any law and clause required by law to be inserted in this Contract shall be deemed to be inserted herein, and the Contract shall be read and enforced as though it were included herein and if, through mistake or otherwise, any such provision is not inserted or is not correctly inserted, then upon application of either party the Contract shall forthwith be physically amended to make such insertion.

ARTICLE 11.10 DEATH OR INCOMPETENCY OF CONTRACTOR

In the event of death or legal incompetency of a Contractor who shall be an individual or surviving member of a contracting firm, such death or adjudication of incompetency

shall not terminate the Contract, but shall act as default hereunder to the effect provided in Article 9.01 hereof and the estate of the Contractor and his surety shall remain liable hereunder to the same extent as though the Contractor had lived. Notice of default, as provided in Article 9.01 hereof, shall not be required to be given in the event of such death or adjudication of incompetency.

ARTICLE 11.11 NUMBER AND GENDER OF WORDS

Whenever the context so admits or requires, all references herein in one number shall be deemed extended to and including the other number, whether singular or plural, and the use of any gender shall be applicable to all genders.

ARTICLE 11.12 ACCESS TO RECORDS

Representatives of Federal Agencies, if applicable, and the State of Florida shall have access to the work whenever it is in preparation of progress. On federally assisted projects the Federal Agency, the Comptroller General of the United States, or any authorized representative shall have access to any books, documents, papers, and records of the Contractor which are pertinent to the project for the purpose of making audit, examination, excerpts, and transcription thereof.

**SECTION 12
LABOR STANDARDS**

ARTICLE 12.01 LABOR STANDARDS

The Contractor shall comply with all of the regulations set forth in "Labor Standards Provisions for Federally Assisted Construction Contracts", which may be attached, and any applicable Florida Statutes.

ARTICLE 12.02 NOTICE TO LABOR UNIONS

If required, the Contractor shall provide Labor Unions and other organizations of workers, and shall post, in a conspicuous place available to employees or applicants for employment, a completed copy of the form entitled "Notice to Labor Unions or Other Organizations of Workers" attached to and made a part of this Agreement.

ARTICLE 12.03 SAFETY AND HEALTH REGULATIONS

The Contractor shall comply with the Department of Labor Safety and Health Regulations for construction promulgated under the Occupational Safety and Health Act of 1970 (PL 91- 596) and under Section 107 of the Contract Work Hours and Safety Standards Act (PL 91-54). Nothing in these Acts shall be construed to supersede or in any manner affect any worker's compensation law or statutory rights, duties, or liabilities of employers and employees under any law with respect to injuries, diseases, or death of employees arising out of, or in the course of, employment.

ARTICLE 12.04 EEO AFFIRMATIVE ACTION REQUIREMENTS

The Contractor understands and agrees to be bound by the equal opportunity requirements of Federal regulations which shall be applicable throughout the performance of work under this Contract. The Contractor also agrees to similarly

bind contractually each subcontractor. In policies, the Contractor agrees to engage in Affirmative Action directed at promoting and ensuring equal employment opportunity in the work force used under the Contract (and the Contractor agrees to require contractually the same effort of all subcontractors whose subcontractors exceed \$100,000). The Contractor understands and agrees that "Affirmative Action" as used herein shall constitute a good faith effort to achieve and maintain minority employment in each trade in the on-site work force used on the Contract.

ARTICLE 12.05 PREVAILING RATES OF WAGES

Florida's prevailing wage law was repealed effective April 25, 1979.

For Federally assisted projects, appropriate prevailing wage rate determinations are indicated on pages beginning with WR-1.

* * * * *

IN WITNESS THEREOF, the parties have hereunto set their hands and seals, and such of them as are corporation have caused these present to be signed by their duly authorized officers.

CITY OF TAMPA, FLORIDA

Jane Castor, Mayor
(SEAL)

ATTEST:

City Clerk

Approved as to Form:

The execution of this document was authorized
by Resolution No. _____

Justin R. Vaske E/S
Justin R. Vaske, Senior Assistant City Attorney

Contractor

By: _____
(SEAL)

Title:

ATTEST:

Witness

**Bidder's Statement Regarding
Bidder's Criminal History Screening Practices:**

Pursuant to Sec. 2-284. - Bidder's Criminal History Screening Practices, the bidder declares as follows:

The Bidder hereby declines any discount or incentive related to Section 2-284 Bidder's Criminal History Screening Practices.

The Bidder hereby applies for applicable discount or incentive related to Section 2-284 Bidder's Criminal History Screening Practices. The following documentation and assurances are provided:

___ Notarized past employment analysis that includes the number of disadvantaged workers the bidder has hired in the past, or, if the bidder has never hired a disadvantaged worker, an explanation that the bidder made a good faith effort to hire a disadvantaged worker: and,

___ An estimate of the number of disadvantaged workers that the bidder has hired or plans to hire if the bidder is awarded the project; and,

___ Evidence that the bidder's recruitment literature and employment policy does not include language that is disadvantageous to a disadvantaged worker.

___ Identifies, [] hereon [] in attached document, potential job opportunities under the project that may be available for disadvantaged workers if the City awards the Bidder the project; and,

___ Agrees to consider for job placement at least one otherwise qualified disadvantaged worker, to the extent a job opportunity is available, if and after the Bidder is awarded the project; or

___ The Bidder currently employs a percentage of disadvantaged workers consistent with industry standards as determined by the director of the soliciting department or designee.

Signed _____

Date _____

Name _____

Title _____

Firm _____

Project _____

PUBLIC CONSTRUCTION BOND

Bond No. (enter bond number) _____

Name of Contractor: _____

Principal Business Address of Contractor: _____

Telephone Number of Contractor: _____

Name of Surety (if more than one list each): _____

Principal Business Address of Surety: _____

Telephone Number of Surety: _____

Owner is The City of Tampa, Florida

Principal Business Address of Owner: _____ 306 E Jackson St, Tampa, FL 33602

_____ Contract Administration Department (280A4N)

Telephone Number of Owner: _____ 813/274-8456

Contract Number Assigned by City to contract which is the subject of this bond: _____

Legal Description or Address of Property Improved or Contract Number is: _____

General Description of Work and Services: _____

KNOW ALL MEN BY THESE PRESENTS That we, _____

(Name of Contractor)

as Principal, hereinafter called CONTRACTOR, of the State of _____, and

(Name of Surety)

a corporation organized and existing under and by virtue of the laws of the State of _____, and regularly authorized to do business in the State of Florida, as SURETY, are held and firmly bound unto the City of Tampa, a municipal corporation organized and existing under the laws of the State of Florida, hereinafter called Owner, in the penal sum of _____ Dollars and _____ Cents (\$ _____), lawful money of the United States of America, for the payment whereof well and truly to be made, we bind ourselves, our heirs, executors, and administrators, successors and assigns, jointly and severally, firmly by these presents.

THE CONDITION OF THIS BOND is that if Principal:

1. Performs the contract dated _____, _____, 20____, between Principal and Owner for construction of _____, the contract being made a part of this bond by reference, in the time and in the manner prescribed in the contract; and
2. Promptly makes payments to all claimants, as defined in Section 255.05(1) (Section 713.01), Florida Statutes, supplying Principal with labor, materials, or supplies, used directly or indirectly by Principal in the prosecution of the work provided for in the contract; and
3. Pays Owner all losses, damages, expenses, costs, and attorney's fees, including appellate proceedings, that Owner sustains because of a default by Principal under the contract; and
4. Performs the guarantee of all work and materials furnished under the contract for the time specified in the contract, then this bond is void; otherwise it remains in full force.
5. Contractor and Surety acknowledge that the Work for which this bond has been issued may be one of several such contract documents for a group of projects. This bond does not secure covenants to pay for or to perform design services survey or program management services. The Owner/Obligee is expected to reasonably account for damages that are caused to Owner with respect to Principal's (Contractor's) default in performance of the scope of the Work incorporated by reference into the bond, and notwithstanding any contractual or common law remedy permitted to Owner as against Contractor, the obligation of Surety for any damages under this bond shall be determined by the cost of completion of the Work less the contract balance unpaid upon default of Contractor for the Work plus liquidated damages at the rate of \$500.00 per day for delays by the Contractor and/or Surety in reaching substantial completion.
6. The notice requirements for claimants and conditions for entitlement to payment set forth in Section 255.05, Fla. Stat. and the limitations period to actions upon Section 255.05, Fla. Stat. bonds apply to claimants seeking payment from surety under this bond. Any action instituted by a claimant under this bond for payment must be in accordance with the notice and time limitation provisions in Section 255.05, Florida Statutes.
7. The Surety, for value received, hereby stipulates and agrees that no changes, extensions of time, alterations or additions to the terms of the contract documents or other Work to be performed hereunder, or the specifications referred to therein shall in any way affect its obligations under this bond, and it does hereby waive notice of any such changes, extensions of time, alterations or additions to the terms of the Contract or to Work or to the specifications.

8. The above SURETY states that it has read all of the Contract Documents made by the CONTRACTOR with the CITY, hereto attached, and the terms and conditions of the contract and work, and is familiar therewith and in particular those portions of the Agreement concerning the guaranty of such CONTRACTOR for a period of one year following the date of the final acceptance of the completed work under the Contract by the CITY, all of which this BOND includes.

DATED ON _____, 20__

(Name of Principal)

(Name of Surety)

(Principal Business Address)

(Surety Address)

By _____

By _____
(As Attorney in Fact)*

Title _____

Telephone Number of Surety

Telephone Number of Principal

Approved as to legal sufficiency:

Countersignature:

By Justin R. Vaske E/S
Justin R. Vaske, Senior Assistant City Attorney

(Name of Local Agency)

(Address of Resident Agent)

By _____

Title _____

Telephone Number of Local Agency

*(As Attorney in Fact) attach Power of Attorney and Current Certificate with Original Signature

SPECIFICATIONS GENERAL PROVISIONS

SECTION 1 SCOPE AND INTENT

G-1.01 DESCRIPTION

The work to be done consists of the furnishing of all labor, materials and equipment, and the performance of all work included in this Contract.

G-1.02 WORK INCLUDED

The Contractor shall furnish all labor, superintendence, materials, plant, power, light, heat, fuel, water, tools, appliances, equipment, supplies, and other means of construction necessary or proper for performing and completing the work. He shall obtain and pay for all required permits. He shall perform and complete the work in the manner best calculated to promote rapid construction consistent with safety of life and property and to the satisfaction of the Engineer, and in strict accordance with the Contract Documents. The Contractor shall clean up the work and maintain it during and after construction, until accepted, and shall do all work and pay all costs incidental thereto. He shall repair or restore all structures and property that may be damaged or disturbed during performance of the work.

The cost of incidental work described in these General Provisions, for which there are no specific Contract Items, shall be considered as part of the overhead cost of doing the work and shall be included in the prices for the various Contract Items. No additional payment will be made therefor.

The Contractor shall provide and maintain such modern plant, tools, and equipment as may be necessary, in the opinion of the Engineer, to perform in a satisfactory and acceptable manner all the work required by this Contract. Only equipment of established reputation and proven efficiency shall be used. The Contractor shall be solely responsible for the adequacy of his plant and equipment, prior approval of the Engineer notwithstanding.

G-1.03 PUBLIC UTILITY INSTALLATIONS AND STRUCTURES

Public utility installations and structures shall be understood to include all poles, tracks, pipes, wires, conduits, house service connections, vaults, manholes, and all other appurtenances and facilities pertaining thereto whether owned or controlled by the City, other governmental bodies or privately owned by individuals, firms, or corporations, and used to serve the public with transportation, traffic control, gas, electricity, telephone, sewerage, drainage, water or other public or private property which may be affected by the work.

The Contract Documents contain data relative to existing public utility installations and structures above and below the ground surface. These data are not guaranteed as to their completeness or accuracy and it is the responsibility of the Contractor to make his own investigations to inform himself

fully of the character, condition and extent of all such installations and structures as may be encountered and as may affect the construction operations.

The Contractor shall protect all public utility installations and structures from damage during the work. Access across any buried public utility installation or structure shall be made only in such locations and by means approved by the Engineer. The Contractor shall so arrange his operations as to avoid any damage to these facilities. All required protective devices and construction shall be provided by the Contractor at his expense. All existing public utilities damaged by the Contractor which are shown on the Plans or have been located in the field by the utility shall be repaired by the Contractor, at his expense, as directed by the Engineer. No separate payment shall be made for such protection or repairs to public utility installations or structures.

Public utility installations or structures owned or controlled by the City or other governmental body which are shown on the Plans to be removed, relocated, replaced or rebuilt by the Contractor shall be considered as a part of the general cost of doing the work and shall be included in the prices bid for the various Contract Items. No separate payment shall be made therefor.

Where public utility installations or structures owned or controlled by the City or other governmental body are encountered during the course of the work, and are not indicated on the Plans or in the Specifications, and when, in the opinion of the Engineer, removal, relocation, replacement or rebuilding is necessary to complete the work under this Contract, such work shall be accomplished by the utility having jurisdiction or such work may be ordered, in writing by the Engineer, for the Contractor to accomplish. If such work is accomplished by the utility having jurisdiction it will be carried out expeditiously and the Contractor shall give full cooperation to permit the utility to complete the removal, relocation, replacement or rebuilding as required. If such work is accomplished by the Contractor, it will be paid for as extra work as provided for in Article 7.02 of the Agreement.

The Contractor shall, at all times in performance of the work, employ approved methods and exercise reasonable care and skill so as to avoid unnecessary delay, injury, damage or destruction of public utility installations and structures; and shall, at all times in the performance of the work, avoid unnecessary interference with, or interruption of, public utility services, and shall cooperate fully with the owners thereof to that end.

All City and other governmental utility departments and other owners of public utilities, which may be affected by the work, will be informed in writing by the Engineer within two weeks after the execution of the Contract or Contracts covering the work. Such notice will set out, in general, and direct attention to, the responsibilities of the City and other governmental

utility departments and other owners of public utilities for such installations and structures as may be affected by the work and will be accompanied by one set of Plans and Specifications covering the work under such Contract or Contracts.

In addition to the general notice given by the Engineer, the Contractor shall give written notice to all City and other governmental utility departments and other owners of public utilities of the location of his proposed construction operations, at least forty-eight (48) hours in advance of breaking ground in any area or on any unit of the work. This can be accomplished by making the appropriate contact with the "Underground Utility Notification Center for Excavators (Call Candy)".

The maintenance, repair, removal, relocation, or rebuilding of public utility installations and structures, when accomplished by the Contractor as herein provided, shall be done by methods approved by the Engineer.

SECTION 2 PLANS AND SPECIFICATIONS

G-2.01 PLANS

The Plans referred to in the Contract Documents bear the general project name and number as shown in the Notice To Bidders.

When obtaining data and information from the Plans, figures shall be used in preference to scaled dimensions, and large scale drawings in preference to small scale drawings.

G-2.02 COPIES FURNISHED TO CONTRACTOR

After the Contract has been executed, the Contractor will be furnished with five sets of paper prints, the same size as the original drawings, of each sheet of the Plans and five copies of the Specifications. Additional copies of the Plans and Specifications, when requested, may be furnished to the Contractor at cost of reproduction.

The Contractor shall furnish each of the subcontractors, manufacturers, and material suppliers such copies of the Contract Documents as may be required for his work.

G-2.03 SUPPLEMENTARY DRAWINGS

When, in the opinion of the Engineer, it becomes necessary to explain more fully the work to be done or to illustrate the work further or to show any changes which may be required, drawings known as Supplementary Drawings, with specifications pertaining thereto, will be prepared by the Engineer and five paper prints thereof will be given to the Contractor.

The Supplementary Drawings shall be binding upon the Contractor with the same force as the Plans. Where such Supplementary Drawings require either less or more than the estimated quantities of work, credit to the City or compensation therefor to the Contractor shall be subject to the terms of the Agreement.

G-2.04 CONTRACTOR TO CHECK PLANS AND DATA

The Contractor shall verify all dimensions, quantities, and details shown on the Plans, Supplementary Drawings, Schedules, Specifications, or other data received from the Engineer, and shall notify him of all errors, omissions, conflicts, and discrepancies found therein. Failure to discover or correct errors, conflicts or discrepancies shall not relieve the Contractor of full responsibility for unsatisfactory work, faulty construction or improper operation resulting therefrom nor from rectifying such conditions at his own expense. He will not be allowed to take advantage of any errors or omissions as full instructions will be furnished by the Engineer, should such errors or omissions be discovered. All schedules are given for the convenience of the Engineer and the Contractor and are not guaranteed to be complete. The Contractor shall assume all responsibility for the making of estimates of the size, kind, and quality of materials and equipment included in work to be done under the Contract.

G-2.05 SPECIFICATIONS

The specifications consist of four parts, the General Provisions, the Technical Specifications, the Special Provisions and the Contract Items. The General Provisions and Technical Specifications contain general requirements which govern the work. The Special Provisions and the Contract Items modify and supplement these by detailed requirements for the work and shall always govern, whenever there appears to be conflict.

G-2.06 INTENT

All work called for in the Specifications applicable to this Contract, but not shown on the Plans in their present form, or vice versa, shall be of like effect as if shown or mentioned in both. Work not specified in either the Plans or in the Specifications, but involved in carrying out their intent or in the complete and proper execution of the work, is required and shall be performed by the Contractor as though it were specifically delineated or described.

The apparent silence of the Specifications as to any detail, or the apparent omission from them of a detailed description concerning any work to be done and materials to be furnished, shall be regarded as meaning that only the best general practice is to prevail and that only material and workmanship of the best quality is to be used, and interpretation of these Specifications shall be made upon that basis.

SECTION 3 WORKING DRAWINGS

G-3.01 SCOPE

The Contractor shall promptly prepare and submit layout, detail and shop drawings to insure proper construction, assembly, and installation of the work using those materials and methods as hereafter specified under the Technical Specifications, Special Provisions and Contract Items.

These drawings shall accurately and distinctly present the following:

- a. All working and erection dimensions.
- b. Arrangements and sectional views.
- c. Necessary details, including complete information for making connections between work under this Contract and work under other Contracts.
- d. Kinds of materials and finishes.
- e. Parts listed and description thereof.

Drawings for mechanical equipment shall present, where applicable, such data as dimensions, weight and performance characteristics. These data shall show conformance with the performance characteristics and other criteria incorporated in the Plans and Specifications.

Each drawing shall be dated and shall contain the name of the project, Division number and description, the technical specifications section number, names of equipment or materials and the location at which the equipment or materials are to be installed. Location shall mean both physical location and location relative to other connected or attached material. The Engineer will return unchecked any submittal which does not contain complete data on the work and full information on related matters.

Stock or standard drawings will not be accepted for review unless full identification and supplementary information is shown thereon in ink or typewritten form.

The Contractor shall review all working drawing submittals before transmitting them to the Engineer to determine that they comply with requirements of the Specifications. Drawings which are incomplete or are not in compliance with the Contract Documents shall not be submitted for processing by the Engineer. The Contractor shall place his stamp of approval on all working drawings submitted to the Engineer to indicate compliance with the above.

G-3.02 APPROVAL

If the working drawings show departures from the Contract requirements, the Contractor shall make specific mention thereof in his letter of submittal; otherwise approval of such submittals shall not constitute approval of the departure. Approval of the drawings shall constitute approval of the subject matter thereof only and not of any structure, material, equipment, or apparatus shown or indicated.

The approval of drawings will be general and shall not relieve the Contractor of responsibility for the accuracy of such drawings, nor for the proper fitting and construction of the work, nor for the furnishing of materials or work required by the Contract and not indicated on the drawings. No work called for by working drawings shall be done until such drawings have been approved by the Engineer.

The procedure in seeking approval of the working drawings shall be as follows:

1. The Contractor shall submit four complete sets of drawings

and other descriptive data together with one copy of a letter of transmittal to the Engineer for approval. The letter of transmittal shall contain the name of the project, contract number, technical specifications section number, the name of the Contractor, a list of drawings with numbers and titles, and any other pertinent information.

2. Drawings or descriptive data will be stamped "Approved", "Approved Subject to Corrections Marked", or "Examined and Returned for Correction" and one copy with a letter of transmittal will be returned to the Contractor.

3. If a drawing or other data is stamped "Approved", the Contractor shall insert the date of approval on five additional copies of the document and transmit the five copies to the Engineer together with one copy of a letter of transmittal containing substantially the same information as described in Instruction 1. above.

4. If a drawing or other data is stamped "Approved Subject to Corrections Marked", the Contractor shall make the corrections indicated and proceed as in Instruction 3., above.

5. If a drawing or data is stamped "Examined and Returned for Correction", the Contractor shall make the necessary corrections and resubmit the documents as set forth in Instruction 1., above. The letter of transmittal shall indicate that this is a resubmittal.

The Contractor shall revise and resubmit the working drawings as required by the Engineer, until approval thereof is obtained.

SECTION 4 MATERIALS AND EQUIPMENT

G-4.01 GENERAL REQUIREMENTS

All materials, appliances, and types or methods of construction shall be in accordance with the Specifications and shall, in no event, be less than that necessary to conform to the requirements of any applicable laws, ordinances, and codes.

All materials and equipment shall be new, unused, and correctly designed. They shall be of standard first grade quality, produced by expert personnel, and intended for the use for which they are offered. Materials or equipment which, in the opinion of the Engineer, are inferior or of a lower grade than indicated, specified, or required will not be accepted.

The quality of Workmanship and Materials entering into the work under this Contract shall conform to the requirements of the pertinent sections, clauses, paragraphs, and sentences, both directly and indirectly applicable thereto, of that part of the Technical Specifications, whether or not direct reference to such occurs in the Contract Items.

Equipment and appurtenances shall be designed in conformity with ANSI, ASME, IEEE, NEMA and other

generally accepted standards and shall be of rugged construction and of sufficient strength to withstand all stresses which may occur during fabrication, testing, transportation, installation, and all conditions of operation. All bearings and moving parts shall be adequately protected against wear by bushings or other approved means and shall be fully lubricated by readily accessible devices. Details shall be designed for appearance as well as utility. Protruding members, joints, corners, gear covers, and the like, shall be finished in appearance. All exposed welds shall be ground smooth and the corners of structural shapes shall be mitered.

Equipment shall be of the approximate dimensions as indicated on the Plans or as specified, shall fit the spaces shown on the Plans with adequate clearances, and shall be capable of being handled through openings provided in the structure for this purpose. The equipment shall be of such design that piping and electrical connections, ductwork, and auxiliary equipment can be assembled and installed without causing major revisions to the location or arrangement of any of the facilities.

Machinery parts shall conform exactly to the dimensions shown on the working drawings. There shall be no more fitting or adjusting in setting up a machine than is necessary in assembling high grade apparatus of standard design. The equivalent parts of identical machines shall be made interchangeable. All grease lubricating fittings on equipment shall be of a uniform type. All machinery and equipment shall be safeguarded in accordance with the safety codes of the ANSI and applicable state and local codes.

G-4.02 MANUFACTURER

The names of proposed manufacturers, suppliers, material, and dealers who are to furnish materials, fixtures, equipment, appliances or other fittings shall be submitted to the Engineer for approval, as early as possible, to afford proper investigation and checking. Such approval must be obtained before shop drawings will be checked. No manufacturer will be approved for any materials to be furnished under this Contract unless he shall be of good reputation and have a plant of ample capacity. He shall, upon the request of the Engineer, be required to submit evidence that he has manufactured a similar product to the one specified and that it has been previously used for a like purpose for a sufficient length of time to demonstrate its satisfactory performance.

All transactions with the manufacturers or subcontractors shall be through the Contractor, unless the Contractor shall request, in writing to the Engineer, that the manufacturer or subcontractor deal directly with the Engineer. Any such transactions shall not in any way release the Contractor from his full responsibility under this Contract.

Any two or more pieces of material or equipment of the same kind, type or classification, and being used for identical types of service, shall be made by the same manufacturer.

G-4.03 REFERENCE TO STANDARDS

Whenever reference is made to the furnishing of materials or

testing thereof to conform to the standards of any technical society, organization or body, it shall be construed to mean the latest standard, code, specification or tentative specification adopted and published at the date of advertisement for proposals, even though reference has been made to an earlier standard, and such standards are made a part hereof to the extent which is indicated or intended.

Reference to a technical society, organization or body may be made in the Specifications by abbreviations, in accordance with the following list:

AASHTO for American Association of State Highway and Transportation Officials (formerly AASHO)
ACI for American Concrete Institute
AGMA for American Gear Manufacturer's Association
AFBMA for Anti-Friction Bearing Manufacturer's Association
AISC for American Institute of Steel Construction
AISI for American Iron and Steel Institute
ANSI for American National Standards Institute
ASCE for American Society of Civil Engineers
ASTM for American Society for Testing and Materials
ASME for American Society of Mechanical Engineers
AWS for American Welding Society
AWWA for American Water Works Association
AWPA for American Wood Preservers Association
CEMA for Conveyor Equipment Manufacturers Association
CIPRA for Cast Iron Pipe Research Association
IEEE for Institute of Electrical and Electronic Engineers
IPCEA for Insulated Power Cable Engineers Association
NEC for National Electrical Code
NEMA for National Electrical Manufacturers Association
SAE for Society of Automotive Engineers
SHBI for Steel Heating Boiler Institute
Fed.Spec. for Federal Specifications
Navy Spec. for Navy Department Specifications
U.L.,Inc. for Underwriters' Laboratories, Inc.

When no reference is made to a code, standard or specification, the Standard Specifications of the ANSI, the ASME, the ASTM, the IEEE, or the NEMA shall govern.

G-4.04 SAMPLES

The Contractor shall, when required, submit to the Engineer for approval typical samples of materials and equipment. The samples shall be properly identified by tags and shall be submitted sufficiently in advance of the time when they are to be incorporated into the work, so that rejections thereof will not cause delay. A letter of transmittal, in duplicate, from the Contractor requesting approval must accompany all such samples.

G-4.05 EQUIVALENT QUALITY

Whenever, in the Contract Documents, an article, material, apparatus, equipment, or process is called for by trade name or by the name of a patentee, manufacturer, or dealer or by reference to catalogs of a manufacturer or dealer, it shall be understood as intending to mean and specify the article, material, apparatus, equipment or process designated, or any

equal thereto in quality, finish, design, efficiency, and durability and equally serviceable for the purposes for which it is intended.

Whenever material or equipment is submitted for approval as being equal to that specified, the decision as to whether or not such material or equipment is equal to that specified shall be made by the Engineer.

Upon rejection of any material or equipment submitted as the equivalent of that specifically named in the Contract, the Contractor shall immediately proceed to furnish the designated material or equipment.

Neither the approval by the Engineer of alternate material or equipment as being equivalent to that specified nor the furnishing of the material or equipment specified, shall in any way relieve the Contractor of responsibility for failure of the material or equipment, due to faulty design, material, or workmanship, to perform the functions required of them by the Specifications.

G-4.06 DELIVERY

The Contractor shall deliver materials in ample quantities to insure the most speedy and uninterrupted progress of the work so as to complete the work within the allotted time. The Contractor shall also coordinate deliveries in order to avoid a delay in, or impediment of, the progress of the work of any related Contractor.

G-4.07 CARE AND PROTECTION

The Contractor shall be solely responsible for properly storing and protecting all materials, equipment, and work furnished under the Contract from the time such materials and equipment are delivered at the site of the work until final acceptance thereof. He shall, at all times, take necessary precautions to prevent injury or damage by water, freezing, or by inclemencies of the weather to such materials, equipment and work. All injury or damage to materials, equipment, or work resulting from any cause whatsoever shall be made good by the Contractor.

The Engineer shall, in all cases, determine the portion of the site to be used by the Contractor for storage, plant or for other purposes. If, however, it becomes necessary to remove and restack materials to avoid impeding the progress of any part of the work or interference with the work to be done by any other Contractor, the Contractor shall remove and restack such materials at his own expense.

G-4.08 TOOLS AND ACCESSORIES

The Contractor shall, unless otherwise stated in the Contract Documents, furnish with each type, kind or size of equipment, one complete set of suitably marked high grade special tools and appliances which may be needed to adjust, operate, maintain, or repair the equipment. Such tools and appliances shall be furnished in approved painted steel cases, properly labeled and equipped with good grade cylinder locks and duplicate keys.

Spare parts shall be furnished as specified.

Each piece of equipment shall be provided with a substantial nameplate, securely fastened in place and clearly inscribed with the manufacturer's name, year of manufacture, serial number, weight and principal rating data.

G-4.09 INSTALLATION OF EQUIPMENT

The Contractor shall have on hand sufficient proper equipment and machinery of ample capacity to facilitate the work and to handle all emergencies normally encountered in work of this character.

Equipment shall be erected in a neat and workmanlike manner on the foundations at the locations and elevations shown on the Plans, unless directed otherwise by the Engineer during installation. All equipment shall be correctly aligned, leveled and adjusted for satisfactory operation and shall be installed so that proper and necessary connections can be made readily between the various units.

The Contractor shall furnish, install and protect all necessary anchor and attachment bolts and all other appurtenances needed for the installation of the devices included in the equipment specified. Anchor bolts shall be as approved by the Engineer and made of ample size and strength for the purpose intended. Substantial templates and working drawings for installation shall be furnished.

The Contractor shall, at his own expense, furnish all materials and labor for, and shall properly bed in non-shrink grout, each piece of equipment on its supporting base that rests on masonry foundations. Grout shall completely fill the space between the equipment base and the foundation.

G-4.10 OPERATING INSTRUCTIONS

The Contractor, through qualified individuals, shall adequately instruct designated employees of the City in the operation and care of all equipment installed hereunder, except for equipment that may be furnished by the City.

The Contractor shall also furnish and deliver to the Engineer three complete sets for permanent files, identified in accordance with Subsection G-3.01 hereof, of instructions, technical bulletins and any other printed matter, such as diagrams, prints or drawings, containing full information required for the proper operation, maintenance, and repair, of the equipment installed and the ordering of spare parts, except for equipment that may be furnished by the City.

In addition to the above three copies, the Contractor shall furnish any additional copies that may be required for use during construction and start-up operations.

G-4.11 SERVICE OF MANUFACTURER'S ENGINEER

The Contract prices for equipment shall include the cost of furnishing a competent and experienced engineer or superintendent who shall represent the manufacturer and shall assist the Contractor, when required, to install, adjust, test and place in operation the equipment in conformity with the Contract Documents. After the equipment is placed in

permanent operation by the City, such engineer or superintendent shall make all adjustments and tests required by the Engineer to provide that such equipment is in proper and satisfactory operating condition, and shall instruct such personnel as may be designated by the City in the proper operation and maintenance of such equipment.

SECTION 5 INSPECTION AND TESTING

G-5.01 GENERAL

The Contractor's attention is hereby directed to Article 3.03 of the Agreement.

Inspection and testing of materials will be performed by the City unless otherwise specified.

For tests specified to be made by the Contractor, the testing personnel shall make the necessary inspections and tests and the reports thereof shall be in such form as will facilitate checking to determine compliance with the Contract Documents. Five copies of the reports shall be submitted and authoritative certification thereof must be furnished to the Engineer as a prerequisite for the acceptance of any material or equipment.

If, in the making of any test of any material or equipment, it is ascertained by the Engineer that the material or equipment does not comply with the Contract, the Contractor will be notified thereof and he will be directed to refrain from delivering said material and equipment, or to remove it promptly from the site or from the work and replace it with acceptable material, without cost to the City.

Tests of electrical and mechanical equipment and appliances shall be conducted in accordance with recognized test codes of the ANSI, ASME, or the IEEE, except as may otherwise be stated herein.

The Contractor shall be fully responsible for the proper operation of equipment during tests and instruction periods and shall neither have nor make any claim for damage which may occur to equipment prior to the time when the City formally takes over the operation thereof.

G-5.02 COSTS

All inspection and testing of materials furnished under this Contract will be performed by the City or duly authorized inspection engineers or inspection bureaus without cost to the Contractor, unless otherwise expressly specified.

The cost of shop and field tests of equipment and of certain other tests specifically called for in the Contract Documents shall be borne by the Contractor and such costs shall be deemed to be included in the contract price.

Materials and equipment submitted by the Contractor as the equivalent to those specifically named in the Contract may be tested by the City for compliance. The Contractor shall reimburse the City for the expenditures incurred in making

such tests on materials and equipment which are rejected for noncompliance.

G-5.03 INSPECTIONS OF MATERIALS

The Contractor shall give notice, in writing to the Engineer, sufficiently in advance of his intention to commence the manufacture or preparation of materials especially manufactured or prepared for use in or as part of the permanent construction. Such notice shall contain a request for inspection, the date of commencement and the expected date of completion of the manufacture or preparation of materials. Upon receipt of such notice the Engineer will arrange to have a representative present at such times during the manufacture as may be necessary to inspect the materials or he will notify the Contractor that inspection will be made at a point other than the point of manufacture, or he will notify the Contractor that inspection will be waived. The Contractor must comply with these provisions before shipping any material. Such inspection shall not release the Contractor from the responsibility for furnishing materials meeting the requirements of the Contract Documents.

G-5.04 CERTIFICATE OF MANUFACTURE

When inspection is waived or when the Engineer so requires, the Contractor shall furnish to him authoritative evidence in the form of Certificates of Manufacture that the materials to be used in the work have been manufactured and tested in conformity with the Contract Documents. These certificates shall be notarized and shall include copies of the results of physical tests and chemical analyses, where necessary, that have been made directly on the product or on similar products of the manufacturer.

G-5.05 SHOP TESTS OF OPERATING EQUIPMENT

Each piece of equipment for which pressure, duty, capacity, rating, efficiency, performance, function, or special requirements are specified shall be tested in the shop of the maker in a manner which shall conclusively prove that its characteristics comply fully with the requirements of the Contract Documents. No such equipment shall be shipped to the work until the Engineer notifies the Contractor, in writing, that the results of such tests are acceptable.

Five copies of the manufacturer's actual test data and interpreted results thereof, accompanied by a certificate of authenticity sworn to by a responsible official of the manufacturing company, shall be forwarded to the Engineer for approval.

The cost of the shop tests and of furnishing manufacturer's preliminary and shop test data of operating equipment shall be borne by the Contractor.

G-5.06 PRELIMINARY FIELD TESTS

As soon as conditions permit, the Contractor shall furnish all labor, materials, and instruments and shall make preliminary field tests of equipment. If the preliminary field tests disclose any equipment furnished under this Contract which does not comply with the requirements of the Contract Documents, the Contractor shall, prior to the acceptance tests, make all changes, adjustments, and replacements required.

TEMPORARY STRUCTURES

G-5.07 FINAL FIELD TESTS

Upon completion of the work and prior to final payment, all equipment and appliances installed under this Contract shall be subjected to acceptance tests as specified or required to prove compliance with the Contract Documents.

The Contractor shall furnish labor, fuel, energy, water and all other materials, equipment, and instruments necessary for all acceptance tests, at no additional cost to the City.

G-5.08 FAILURE OF TESTS

Any defects in the materials and equipment or their failure to meet the tests, guarantees or requirements of the Contract Documents shall be promptly corrected by the Contractor by replacements or otherwise. The decision of the Engineer as to whether or not the Contractor has fulfilled his obligations under the Contract shall be final and conclusive. If the Contractor fails to make those corrections or if the improved materials and equipment, when tested, shall again fail to meet the guarantees or specified requirements, the City, notwithstanding its partial payment for work, and materials and equipment, may reject the materials and equipment and may order the Contractor to remove them from the site at his own expense.

In case the City rejects any materials and equipment, then the Contractor shall replace the rejected materials and equipment within a reasonable time. If he fails to do so, the City may, after the expiration of a period of thirty calendar days after giving him notice in writing, proceed to replace such rejected materials and equipment, and the cost thereof shall be deducted from any compensation due or which may become due the Contractor under this Contract.

The City agrees to obtain other equipment within a reasonable time and the Contractor agrees that the City may use the equipment furnished by him without rental or other charges until the new equipment is obtained.

Materials or work in place that fails to pass acceptability tests shall be retested at the direction of the construction engineer all such retests shall be at the Contractor's expense. The rates charged shall be in accordance with the Department of Public Works current annual inspection contract which is available for inspection at the offices of the Department of Public Works.

G-5.09 FINAL INSPECTION

The procedures for final inspection shall be in accordance with the provisions of Article 4.07 of the Agreement. During such final inspections, the work shall be clean and free from water. In no case will the final estimate be prepared until the Contractor has complied with all the requirements set forth and the Engineer has made his final inspection of the entire work and is satisfied that the entire work is properly and satisfactorily constructed in accordance with the requirements of the Contract Documents.

SECTION 6

G-6.01 GENERAL

All false work, scaffolding, ladders, hoistways, braces, pumping plants, shields, trestles, roadways, sheeting, centering forms, barricades, drains, flumes, and the like, any of which may be needed in the construction of any part of the work and which are not herein described or specified in detail, must be furnished, maintained and removed by the Contractor, and he shall be responsible for the safety and efficiency of such works and for any damages that may result from their failure or from their improper construction, maintenance, or operation.

G-6.02 PUBLIC ACCESS

At all points in the work where public access to any building, house, place of business, public road, or sidewalk would be obstructed by any action of the Contractor in executing the work required by this Contract, the Contractor shall provide such temporary structure, bridges or roadway as may be necessary to maintain public access at all times. At least one lane for vehicular traffic shall be maintained in streets in which the Contractor is working. Street closure permits are required from the Department of Public Works.

The Contractor shall provide suitable temporary bridges, as directed by the Engineer, at street intersections when necessary for the maintenance of vehicular and pedestrian traffic.

Prior to temporarily cutting of access to driveways and garages, the Contractor shall give twelve (12) hours notice to affected property owners. Interruptions to use of private driveways shall be kept to a minimum.

G-6.03 CONTRACTOR'S FIELD OFFICE

The Contractor shall erect, furnish and maintain a field office with a telephone at the site during the entire period of construction. He or an authorized agent shall be present at this office at all times while his work is in progress. Readily accessible copies of both the Contract Documents and the latest approved working drawings shall be kept at this field office.

G-6.04 TEMPORARY FENCE

If, during the course of the work, it is necessary to remove or disturb any fence or part thereof, the Contractor shall, at his own expense, if so ordered by the Engineer, provide a suitable temporary fence which shall be maintained until the permanent fence is replaced. The Engineer shall be solely responsible for the determination of the necessity for providing a temporary fence and the type of temporary fence to be used.

G-6.05 RESPONSIBILITY FOR TEMPORARY STRUCTURES

In accepting the Contract, the Contractor assumes full responsibility for the sufficiency and safety of all temporary structures or work and for any damage which may result from their failure or their improper construction, maintenance, or operation and will indemnify and save harmless the City from

all claims, suits or actions and damages or costs of every description arising by reason of failure to comply with the above provisions.

SECTION 7 TEMPORARY SERVICES

G-7.01 WATER

The Contractor shall provide the necessary water supply at his own expense. He shall, if necessary, provide and lay necessary waterlines from existing mains to the place of using, shall secure all necessary permits and pay for all taps to water mains or hydrants and for all water used at the established rates.

G-7.02 LIGHT AND POWER

The Contractor shall provide, at his own expense, temporary lighting and power facilities required for the proper prosecution and inspection of the work. If, in the opinion of the Engineer, these facilities are inadequate, the Contractor will not be permitted to proceed with any portion of the work affected thereby.

G-7.03 SANITARY REGULATIONS

The Contractor shall prohibit and prevent the committing of nuisances on the site of the work or on adjoining property and shall discharge any employee who violates this rule.

Ample washrooms and toilet facilities and a drinking water supply shall be furnished and maintained in strict conformity with the law by the Contractor for use by his employees.

G-7.04 ACCIDENT PREVENTION

Precautions shall be exercised at all times for the protection of persons and property. The safety provisions of applicable laws, building and construction codes shall be observed. The Contractor shall comply with the U. S. Department of Labor Safety and Health Regulations for construction promulgated under the Occupational Safety and Health Act of 1970 (PL 91-596), and under Section 107 of the Contract Work. Hours and Safety Standards Act (PL 91-54), except where state and local safety standards exceed the federal requirements and except where state safety standards have been approved by the Secretary of Labor in accordance with provisions of the Occupational Safety and Health Act.

G-7.05 FIRST AID

The Contractor shall keep upon the site, at each location where work is in progress, a completely equipped first aid kit and shall provide ready access thereto at all times when men are employed on the work.

G-7.06 HEATING

The Contractor shall provide temporary heat, at his own expense, whenever required on account of work being carried on during cold weather and to prevent freezing of water pipes and other damage to the work.

SECTION 8

LINES AND GRADES

G-8.01 GENERAL

All work done under this Contract shall be constructed in accordance with the lines and grades shown on the Plans, or as given by the Engineer. The full responsibility for keeping alignment and grade shall rest upon the Contractor.

The Engineer will establish bench marks and base line controlling points. Reference remarks for lines and grades as the work progresses will be located to cause as little inconvenience to the prosecution of the work as possible. The Contractor shall so place excavation and other materials as to cause no inconvenience in the use of the use of the reference marks provided. He shall remove any obstructions placed by him contrary to this provision.

G-8.02 SURVEYS

The Contractor shall furnish and maintain, at his own expense, stakes and other such materials, and give such assistance, including qualified helpers, as may be required by the Engineer for setting reference marks. The Contractor shall check such reference marks by such means as he may deem necessary and, before using them, shall call the Engineer's attention to any inaccuracies. The Contractor shall, at his own expense, establish all working or construction lines and grades as required from the reference marks set by the Engineer, and shall be solely responsible for the accuracy thereof. He shall, however, be subject to the check and review of the Engineer.

The Contractor shall keep the Engineer informed a reasonable time in advance as to his need for line and grade reference marks, in order that they may be furnished and all necessary measurements made for record and payment with the minimum of inconvenience to the Engineer or of delay to the Contractor.

It is the intention not to delay the work for the establishment of reference marks but, when necessary, working operations shall be suspended for such reasonable time as the Engineer may require for this purpose.

G-8.03 SAFEGUARDING MARKS

The Contractor shall safeguard all points, stakes, grade marks, monuments and bench marks made or established on the work, bear the cost of reestablishing them if disturbed, and bear the entire expense of rectifying work improperly installed due to not maintaining or protecting or to removing without authorization such established points, stakes and marks.

The Contractor shall safeguard all existing and known property corners, monuments and marks adjacent to but not related to the work and, if required, shall bear the cost of reestablishing them if disturbed or destroyed.

G-8.04 DATUM PLANE

All elevations indicated or specified refer to the Mean Sea Level Datum of the U.S.C. & G.S. (N.O.S.) which is 0.80 feet above the Mean Low Water Datum of the U. S. Army

Corps of Engineers.

SECTION 9 ADJACENT STRUCTURES AND LANDSCAPING

G-9.01 RESPONSIBILITY

The responsibility for removal, replacement, relocation, repair, rebuilding or protection of all public utility installations, including poles, tracks, pipes, wires, conduits, house service connections, vaults, manholes, sewers, traffic control and fire alarm signal circuit installations and other appurtenances and facilities shall be in accordance with G-1.02 and G-1.03.

The Contractor shall also be entirely responsible and liable for all damage or injury as a result of his operations to all other adjacent public and private property, structures of any kind and appurtenances thereto met with during the progress of the work. The cost of protection, replacement in their original locations and conditions or payment of damages for injuries to such adjacent public and private property and structures affected by the work, whether or not shown on the Plans, and the removal, relocation, and reconstruction of such items called for on the Plans or specified shall be included in the various Contract Items and no separate payment will be made therefor. Where such public and private property, structures of any kind and appurtenances thereto are not shown on the Plans and when, in the opinion of the Engineer, removal or relocation and reconstruction is necessary to avoid interference with the work, payment therefor will be made as provided for extra work in Article 7.02 of the Agreement.

G-9.02 PROTECTION OF TREES

All trees and shrubs shall be adequately protected by the Contractor with boxes or otherwise and, within the City of Tampa, in accordance with ordinances governing the protection of trees. No excavated materials shall be placed so as to injure such trees or shrubs. Trees or shrubs destroyed by negligence of the Contractor or his employees shall be replaced by him with new stock of similar size and age, at the proper season, and at the sole expense of the Contractor.

Beneath trees or other surface structures, where possible, pipelines may be built in short tunnels, backfilled with excavated materials, except as otherwise specified, or the trees or structures carefully supported and protected from damage.

The City may order the Contractor, for the convenience of the City, to remove trees along the line of trench excavation. If so ordered, the City will obtain any permits required for removal of trees. Such tree removal ordered shall be paid for under the appropriate Contract Items.

G-9.03 LAWN AREAS

Lawn areas shall be left in as good condition as before the starting of the work. Where sod is to be removed, it shall be carefully removed and later replaced, or the area where sod has been removed shall be restored with new sod in the

manner described in the Technical Specifications section.

G-9.04 RESTORATION OF FENCES

Any fence, or part thereof, that is damaged or removed during the course of the work shall be replaced or repaired by the Contractor and shall be left in as good a condition as before the starting of the work. The manner in which the fence is repaired or replaced and the materials used in such work shall be subject to the approval of the Engineer. The cost of all labor, materials, equipment, and work for the replacement or repair of any fence shall be deemed included in the appropriate Contract Item or Items, or if no specific Item is provided therefor, as part of the overhead cost of the work, and no additional payment will be made therefor.

SECTION 10 PROTECTION OF WORK AND PUBLIC

G-10.01 TRAFFIC REGULATIONS

The Contractor shall arrange his work to comply with Article G-6.02. The work shall be done with the least possible inconvenience to the public and to that end the work may be confined by the Engineer to one block at a time.

G-10.02 BARRIERS AND LIGHTS

During the prosecution of the work, the Contractor shall put up and maintain at all times such barriers, and lights, as will effectually prevent accidents. The Contractor shall provide suitable barricades, red lights, "danger" or "caution" or "street closed" signs and watchmen at all places where the work causes obstructions to the normal traffic or constitutes in any way a hazard to the public. Such barriers and signs shall be constructed to State of Florida Department of Transportation standards and placed as recommended by the Traffic Division of the City's Department of Public Works.

No open fires will be permitted.

G-10.03 SMOKE PREVENTIONS

The Contractor shall use hard coal, coke, oil or gas as fuel for equipment generating steam. A strict compliance with ordinances regulating the production and emission of smoke will be required.

G-10.04 NOISE

The Contractor shall eliminate noise to as great an extent as practicable at all times. Air compressing plants shall be equipped with silencers and the exhaust of all gasoline motors or other power equipment shall be provided with mufflers. In the vicinity of hospitals and schools, special care shall be used to avoid noise or other nuisances. The Contractor shall strictly observe all local regulations and ordinances covering noise control.

Except in the event of an emergency, no work shall be done between the hours of 7:00 p.m. and 7:00 a.m., or on Sundays.

If the proper and efficient prosecution of the work requires operations during the night, the written permission of the Engineer shall be obtained before starting such items of the work.

**SECTION 13
CLEANING**

G-10.05 ACCESS TO PUBLIC SERVICES

Neither the materials excavated nor the materials or plant used in the construction of the work shall be so placed as to prevent free access to all fire hydrants, valves or manholes.

G-10.06 DUST PREVENTION

The Contractor shall prevent dust nuisance from his operations or from traffic by keeping the streets sprinkled with water at all times.

G-10.07 PRIVATE PROPERTY

The Contractor shall so conduct the work that no equipment, material, or debris will be placed or allowed to fall upon private property in the vicinity of the work unless he shall have obtained the owner's written consent thereto and shall have shown this consent to the Engineer.

**SECTION 11
SLEEVES AND INSERTS**

G-11.01 COORDINATION

When the Contract requires the placing of conduits, saddles, boxes, cabinets, sleeves, inserts, foundation bolts, anchors, and other like work in floors, roofs, or walls of buildings and structures, they shall be promptly installed in conformity with the construction program. The Contractor who erects the floors, roofs, and walls shall facilitate such work by fully cooperating with the Contractors responsible for installing such appurtenances. The Contractor responsible for installing such appurtenances shall arrange the work in strict conformity with the construction schedule and avoid interference with the work of other contractors.

G-11.02 OPENINGS TO BE PROVIDED

In the event timely delivery of sleeves and other materials cannot be made and to avoid delay, the affected Contractor may arrange to have boxes or other forms set at the locations where the appurtenances are to pass through or into the floors, roofs, walls, or other work. Upon the subsequent installation of these appurtenances, the Contractor erecting the structure shall fill around them with materials as required by the Contract. The necessary expenditures incurred for the boxing out and filling in shall be borne by the Contractor or Contractors required to furnish the sleeves and inserts. Formed openings and later installation of sleeves will not be permitted at locations subject to hydrostatic pressure.

**SECTION 12
CUTTING AND PATCHING**

G-12.01 GENERAL

The Contractor shall do all cutting, fitting, or patching of his portion of the work that may be required to make the several parts thereof join and coordinate in a manner satisfactory to the Engineer and in accordance with the Plans and Specifications. The work must be done by competent workmen skilled in the trade required by the restoration.

G-13.01 DURING CONSTRUCTION

During construction of the work, the Contractor shall, at all times, keep the site of the work and adjacent premises as free from material, debris, and rubbish as is practicable and shall remove the same from any portion of the site if, in the opinion of the Engineer, such material, debris, or rubbish constitutes a nuisance or is objectionable.

The Contractor shall remove from the site all of his surplus materials and temporary structures when no further need therefor develops.

G-13.02 FINAL CLEANING

At the conclusion of the work, all erection plant, tools, temporary structures and materials belonging to the Contractor shall be promptly taken away, and he shall remove and promptly dispose of all water, dirt, rubbish or any other foreign substances.

The Contractor shall thoroughly clean all equipment and materials installed by him and shall deliver such materials and equipment undamaged in a bright, clean, polished, and new appearing condition.

**SECTION 14
MISCELLANEOUS**

G-14.01 PROTECTION AGAINST SILTATION AND BANK EROSION

The Contractor shall arrange his operations to minimize siltation and bank erosion on construction sites and on existing or proposed watercourses and drainage ditches.

G-14.02 EXISTING FACILITIES

The work shall be so conducted to maintain existing facilities in operation insofar as is possible. Work shall be scheduled to minimize bypassing during construction. Requirements and schedules of operations for maintaining existing facilities in service during construction shall be as described in the Special Provisions.

G-14.03 USE OF CHEMICALS

All chemicals used during project construction or furnished for project operation, whether herbicide, pesticide, disinfectant, polymer, reactant or of other classification, must show approval of either EPA or USDA. Use of all such chemicals and disposal of residues shall be in strict conformance with instructions.

SPECIFIC PROVISIONS

SP-1 Scope

A. This Contract includes replacement of existing wastewater force main pipe, manhole rehabilitation, and associated work situated at two (2) non-contiguous locations throughout Hillsborough County as shown on the Drawings and specified herein. The Work consists of furnishing all coordination, labor, equipment, and materials for the removal, abandonment and construction of new wastewater force main systems, including connections to existing systems, removal and abandonment of existing mains, manhole rehabilitation, restoration of the areas impacted by the construction work, and other associated work as shown on the Drawings and specified herein.

B. The two (2) locations of work are as follows:

1) W. Kirby St and Egypt Lake Dr (Hillsborough County Rights-of-Way)

Install new 8-inch force main along Egypt Lake Dr and 10-inch thru 16-inch force main along W. Kirby St with connection to the sanitary manhole at the intersection of N Habana Ave.

Work at this location generally includes:

- Egypt Lake Dr: Removal and abandonment of existing force main, and installation of approximately 775 linear feet of 8-inch PVC (DR-18) force main by open cut, and 155 linear feet of 20" steel casing with 8-inch PVC (DR-18) force main carrier installed by open cut at road crossings indicated in the Drawings.
- W. Kirby St: Removal and abandonment of existing force main, and installation of approximately 905 linear feet of 16-inch PVC (DR-18) force main by horizontal directional drilling, and approximately 266 linear feet of 16-inch PVC (DR-18) force main by open cut.
- Install force main inside drop connection to the existing manhole in the intersection of W. Kirby St and N Habana Ave.
- *Refer to SP-17 Sequence of Operations, below for specific work time restrictions for a portion of this work.*

2) S. Gomez Ave (City of Tampa Rights-of-Way)

Install new 10-inch force main along S. Gomez Ave with connection to the sanitary manhole at the intersection of W Swann Ave, and the Gomez Pump Station at W. De Leon St.

Work at this location generally includes:

- S. Gomez Ave: Removal and abandonment of existing force main, and installation of approximately 425 linear feet of 10-inch PVC (DR-18) force main by horizontal directional drilling, and approximately 156 linear feet of 10-inch PVC (DR-18) force main by open cut.
- Install connection to manhole at the intersection of N. Swann Ave, repair bench and seal and coat manhole.

The work consists of furnishing, constructing, installing, testing and maintaining the said force mains and structures complete and in place.

The Contractor shall furnish all labor, materials and equipment for the accomplishment of all work as described in the Specifications, as shown on the Plans and as directed by the Engineer in accordance with the obvious or expressed intent of the Contract.

SP-2.C Permits

The Contractor shall have in his possession the proper license to perform the work before submittal of his bid and shall obtain any required County building permits and shall obtain and pay for all other licenses and authorizations required for the prosecution of the work, including the cost of all work performed in compliance with the terms and conditions of such permits, licenses and authorizations, whether by himself or others.

County permit fees will be paid by the Contractor.

The Contractor shall require all subcontractors to be currently licensed by the City to perform the proposed work in their respective fields and to obtain permits for the execution of said work. All work shall be performed in accordance with the licenses, permits and the requirements of the current Building and Construction Regulations Chapter of the City of Tampa Code, and with Hillsborough County building regulations.

The Contractor is responsible to schedule and coordinate with the Hillsborough County Building Department all required inspections and tests for all phases of work to obtain final approval thereof.

The Contractor is encouraged to contact the County's Building Department prior to commencement of work to ascertain its respective requirements.

SP-5 Working Drawings

Prior to performing any work requiring working drawings, as specified on the Plans and in the Workmanship and Materials Sections, the Contractor shall submit the working drawings in accordance with the General Provisions section headed "Working Drawings."

SP-6 Environmental Protection

The Contractor will be held liable for the violation of any and all environmental regulations. Violation citations carry civil penalties and in the event of willful violation, criminal penalties. The fact that the permits are issued to the City does not relieve the Contractor in any way of his environmental obligations and responsibilities.

SP-7 Use of Explosives

Explosives will not be used on the work except when authorized by the Engineer. The use of same, if authorized, shall conform to laws or ordinances which may pertain to the use of same and the utmost care will be exercised by the Contractor so as not to endanger life or property. The Contractor will assume full responsibility in connection with use of any explosives even though authorized. Explosives will not be stored within the City limits.

SP-8 Construction Start

Construction will not begin prior to receipt by the City of the required permits or until all necessary equipment and materials are on-site. If issuance of the Notice to Proceed is delayed due to permit acquisition, the contract time will be extended to suit, but no extra payment will be made to the Contractor.

SP-9 Coordination and Cooperation

In performing work under this Contract, the Contractor shall coordinate his work with that of any adjacent contractors for the City, and others, and cooperate with them in every reasonable way, to the end that there shall be the minimum practicable interference with their operations.

SP-12 Releasing Facilities for Use

It is the intent of these Specifications that all newly constructed sewers and appurtenant facilities be placed in service as rapidly as an integrated portion of the facilities can be constructed, inspected and accepted by the Engineer. Acceptance or use by the City of any portion of the facilities prior to final acceptance shall not relieve the Contractor of any responsibilities, regarding such facilities, included in the Contract.

SP-13 Material and Equipment Approval

The Contractor shall not enter into any subcontracts, or place any order, for the furnishing of any material or equipment until he has received the Engineer's written approval of the manufacturers.

SP-14 Contractor Emergency Response Time

The Contractor must be available to service emergency calls seven (7) days a week, twenty-four (24) hours a day. The response time for emergency calls shall be within two (2) hours. A contact person and telephone number shall be provided to the Engineer for such purposes.

SP-15 Contractor's Field Office

Delete Article G-6.03 Contractor's Field Office from GENERAL PROVISIONS. The Contractor or an authorized agent shall be present at all times while his work is in progress. Readily accessible copies of both the contract documents and the latest approved working drawings shall be kept at the jobsite.

SP-16 Salvage

All existing pipe and appurtenances removed by the Contractor, and which are not designated to be salvaged shall become the property of the Contractor and shall be removed from the site of the work to the Contractor's own place of disposal.

Items which are shown on the Plans or specified to be salvaged shall be removed by the Contractor, delivered, and unloaded at a location within the Department's service area, as directed by the Engineer. The cost of removing, disposing, delivering, and unloading as salvage items of pipe and appurtenances shall be included in the various classified unit price Contract Items or in the total Lump Sum Price, as applicable, and no separate payment will be made therefor.

SP-17 Sequence of Operations

The Contractor shall develop with the Engineer a complete schedule of operations which, in the opinion of the Engineer, will permit use of the facility at the earliest possible date.

Egypt Lake Dr – Construction activities associated with and dependent on temporary diversion of the existing 4-inch force main shall be performed and all force main work completed between the beginning of November to the end of May.

Taking over of parts of the work for operation before completion of the entire project shall not relieve the Contractor of any responsibility for proper integrated operations of all parts of the work, nor shall it act to relieve him of any responsibilities under Article A-6.04 of the Agreement, for guaranty of all parts of the work, for one year after the date of acceptance of all the work on the project.

SP-18 Dewatering

Dewatering is the responsibility of the Contractor. All costs associated with dewatering shall be included in the appropriate contract price for items to which dewatering is incidental, or in the total Lump Sum Price, as applicable, and no separate payment shall be made therefor.

Before commencing any excavation at the site of the work, the Contractor shall submit to the Engineer and obtain his approval of the methods and equipment and arrangement of facilities proposed for the removal and disposal of water at the site and of all water entering any excavation or other part of the work from any source whatsoever. Adequate standby facilities shall be provided to ensure that the excavation will be kept dry in the event of power failure or mechanical breakdown. Facilities for removal and disposal of water shall be of sufficient capacity to keep the excavation dry under all circumstances with one-half of the facilities out of service. If well points are used, provision shall be made for removing and resetting individual well points without taking the system of which they are a part out of service.

SP-19 Prevention, Control and Abatement of Erosion and Water Pollution

The Contractor shall be responsible for prevention, control and abatement of erosion, siltation and water pollution resulting from construction of the project until final acceptance of the project.

He shall provide, install, construct, and maintain any covering, mulching, sodding, sand bagging, berms, slope drains, sedimentation structures, or other devices necessary to meet City, County, State and Federal regulatory agency codes, rules and laws.

The Contractor shall take sufficient precautions to prevent pollution of streams, canals, lakes, reservoirs and other water impoundments with fuels, oils, bitumen, calcium chloride or other harmful materials. Also, he shall conduct and schedule his operations so as to avoid or otherwise minimize pollution or siltation of such streams, and the like, and to avoid interference with movement of migratory fish. No residue from dust collectors or washers shall be dumped into any live stream.

Storm drainage facilities, both open and closed conduit, serving the construction area shall be protected by the Contractor from pollutant and contaminants. If the Engineer determines that siltation of drainage facilities has resulted due to the project, the Engineer will advise the Contractor to remove and properly dispose of the deposited material. Should the Contractor fail to or elect not to remove the deposits, the City will provide maintenance cleaning as needed and will charge all costs of such service against the amount of money due or to become due the Contractor.

Construction operations in rivers, channels, streams, tidal waters, canals and other impoundments shall be restricted to those areas where it is necessary to perform filling or excavation to accomplish the work shown in the Plans and to those areas which must be entered to construct temporary or permanent structures. As soon as conditions permit, rivers, channels, streams and impoundments shall be promptly cleared of all obstructions placed therein or caused by construction operations.

Except as necessary for construction, excavated materials shall not be deposited in rivers, streams, canals or impoundments, or in a position close enough thereto to be washed away by high water or runoff.

The Contractor shall not disturb lands or waters outside the limits of construction except as may be found necessary and authorized by the Engineer.

The location of and methods of operation in all detention areas, borrow pits, material supply

pits and disposal areas furnished by the Contractor shall meet the approval of the Engineer as being such that erosion during and after completion of the work will not likely result in detrimental siltation or water pollution.

The Contractor shall comply with the applicable provisions of the Hillsborough County Land Development Code concerning grading, filling, excavation, soil removal, and the like, as amended.

The Contractor shall schedule his operations such that the area of unprotected erodible earth exposed at any one time is not larger than the minimum area necessary for efficient construction operations; and the duration of exposed, uncompleted construction to the elements shall be as short as practicable.

Clearing and grubbing shall be so scheduled and performed that grading operations can follow immediately thereafter, and grading operations shall be so scheduled and performed that permanent erosion control features can follow immediately thereafter if conditions on the project permit.

The Engineer may limit the surface areas of unprotected erodible earth exposed by clearing and grubbing, excavation or filling operations and may direct the Contractor to provide immediate erosion or pollution control measures to prevent siltation or contamination of any river, stream, channel, tidal waters, reservoir, canal or other impoundment or to prevent damage to the project or property outside the project right of way.

SP-20 Project Sign

The Contractor shall furnish a project sign as shown on the detail included herein and install it in the construction area as directed by the Engineer.

The cost of fabrication, erection, maintenance, removal, and proper disposal of the project sign at the completion of the project, including all labor and materials shall be deemed included in the prices bid for the various Contract Items of this Contract, or in the total Lump Sum Price, as applicable, and no separate payment will be made therefor.

No extra payment will be made for obliterating of certain names and offices and replacement thereof with others because of administrative changes during the course of the Contract.

SP-22 Construction Operations

In City streets, excavated materials shall, where practicable, be deposited upon streets, sidewalks, driveways, or other paved surfaces within the street right-of-way, except that interruptions to the use of driveways shall be kept to a minimum. The Contractor shall clean up areas from which soil has been removed at the end of each day by sweeping, washing, or other approved methods. When the work is halted by rain, the Contractor shall clean up the working areas before leaving the site.

Trenches shall be protected at the close of each day's operations by lighted barricades, fences, and other methods to the satisfaction of the Engineer. Fences shall meet ASHA standards and be structurally stable as approved by the Engineer. No excavations shall be left open over a weekend.

In general, pipes shall be laid in opencut, except when another method, such as jacking, augering or tunneling is shown on the Plans, specified or ordered.

In City, State and County highways, excavated materials shall not be stored or cast upon the pavement, unless an advance approval of the governing agency is first obtained by the Contractor.

SP-23 Project Cleanup

Cleanup is extremely important, and the Contractor will be responsible for keeping the construction site neat and clean with debris to be removed regularly as the work progresses.

SP-24.C Maintenance of Traffic

The Contractor shall arrange his work so that there will be as little disruption of traffic as possible.

At least seventy-two hours before starting any work in City streets, the Contractor shall obtain a City of Tampa Street Closure Permit for any traffic lane or street closure within the City. The permit will establish the requirements for closures related to the number of lanes and time of day lanes or streets may be closed. If the Contractor proposes a complete street closure, a detailed traffic maintenance plan shall be submitted to the City of Tampa Traffic Engineering Division together with the application for the Street Closure Permit. The traffic maintenance plan shall include proposed detour routes and locations and descriptions of direction signs for the construction area and detour routes. Two approved copies of all Street Closure Permits shall be submitted to the Engineer before starting any work in City streets. No changes to approved Street Closure Permits will be permitted without prior approval by the City.

The Contractor shall furnish and maintain all necessary signs, barricades, lights and flagmen necessary to control traffic and provide for safety to the public, all in compliance with the Florida Department of Transportation "Manual on Traffic Controls and Safe Practices for Street and Highway Construction, Maintenance and Utility Operations," with subsequent revisions and additions, and to the satisfaction of the Engineer.

The cost of maintaining traffic and of any additional earth excavation, selected fill, temporary wearing surface, temporary bridges, barricades, warning lights, flagmen, and like work required therefor shall be included under the various classified unit price Contract Items, or in the total Lump Sum Price, as applicable, and no additional payment will be made therefor.

SP-25 Work in Streets and Highways

All work within streets and highways shall be subject to the regulations and requirements of the appropriate agencies. Within the City of Tampa, streets and highways are under the jurisdiction of the City of Tampa, Department of Public Works or State of Florida, Department of Transportation. Outside the City of Tampa, streets and highways are under the jurisdiction of the County of Hillsborough or the State Department of Transportation.

Methods and materials of construction used in restoration within such streets and highways, including pavement, sidewalk, curb, curb and gutter removal and replacement, replacement of storm sewerage facilities, excavation and backfilling, and the storage of plant, materials and equipment shall conform to the requirements of the City of Tampa and, where applicable, the County of Hillsborough or State Department of Transportation, and will be subject to the inspection and approval of the duly authorized representatives of the City, County and the State.

SP-26 Surface Restoration

Where construction activities are conducted in existing grassed areas, the grassed areas shall be restored as specified or directed by sodding or grassing. Such restoration of grassed areas shall conform to the requirements of the Workmanship and Materials section headed "Lawn Replacement."

The Contractor shall replace or repair all ground surfaces damaged during construction. Any bushes, flowers, gardens, patios, or other landscaping and irrigation systems disturbed by the construction project shall be repaired or replaced by the Contractor. The cost of such ground surface repair shall be included in the various classified unit price Contract Items, or in the total Lump Sum Price, as applicable, and no separate payment will be made therefor.

Existing corrugated metal and concrete pipe culverts removed during the construction work shall be stored and maintained in sound, useful condition and replaced upon completion of the work. Culverts damaged by the Contractor shall be replaced with new culverts meeting the applicable requirements of the Standard Specifications for Road and Bridge Construction published by the Florida Department of Transportation. No separate payment will be made for replacement of damaged culverts.

SP-27 Existing Public Facilities

Existing public facilities that are removed by construction operations under this contract shall be replaced by the Contractor to City of Tampa specifications. These items shall include all public benches, playground light poles, shelters, roadway signs, and replacement of these items shall be considered incidental to the cost of construction, and no separate payment will be made therefor.

SP-28 Work Adjacent to Utilities

Existing utilities including house services adjacent to or crossing the line of the work shall be protected as shown on the Plans, specified hereinbefore, and in accordance with the requirements of the General Provisions.

SP-31 House Services

The various utilities, along the line of the work, which are shown on the Plans or located in the field during the course of the work may have house services connected to them. The Contractor is required to give all utility agencies 48 hours' notice prior to start of work. The Contractor shall notify the various utility companies by calling the Sunshine State One Call of Florida, Inc. (1-800-432-4770) or, if necessary, by contacting the utilities individually. When such notice is properly given, the utility having jurisdiction will locate house services along the line of work. The Contractor shall protect all existing house services which are shown on the Plans or located in the field during the course of the work. The Contractor shall arrange his operations to avoid any damage or disruption of water, gas, sewer, electric, telephone, and other house services.

Methods and techniques used by the Contractor to protect and maintain house services shall be subject to the prior approval of the Engineer.

Water and sewer services damaged or removed due to the work methods of the Contractor shall be replaced by the Contractor to such limits as directed by the Engineer. Materials used for such replacements shall be similar to those in the existing service or shall conform to the current standards of the utility as directed by the Engineer. All damaged water and sewer services shall be promptly repaired and shall be returned to service within 24 hours after the damage has occurred.

Other public utility house services which are damaged or removed due to the work methods of the Contractor will be repaired by the utility having jurisdiction and the cost of such repairs shall be borne by the Contractor.

Where the relocation or special maintenance of house services, as shown on the Plans, is required during construction of new pipelines the disruption of such services shall be kept to a minimum period of time as approved by the Engineer.

Unless otherwise specified in other Contract Items, or in the total Lump Sum Price, as applicable, the cost of protecting, replacing, repairing, relocating and maintaining house services shall be included in the various classified unit price Contract Items for pipelines, or in the total Lump Sum Price, as applicable, and no separate payment will be made therefor.

The maintenance and guaranty provisions of the Agreement shall also apply to all repairs and replacements of damaged or relocated services accomplished by the Contractor.

SP-33 Protection of Trees and Shrubs

All trees and shrubs, except where otherwise shown or ordered, shall be adequately protected by boxes, fences, or otherwise carefully supported, as necessary, by the Contractor. Protective barricades shall be placed around all protected trees and grand trees and shall remain in place until all potentially damaging construction activities are completed (see attached barricade detail). The Parks Department must inspect the site after tree protection devices have been installed and prior to construction. A 48-hour notice must be given to Parks Department to schedule the inspection. No excavated or backfill material shall be placed in a manner which, in the opinion of the Engineer, may result in damage to trees or shrubs. Prior to mobilization, all exposed roots shall be covered with a two (2)-inch layer of mulch. The Contractor shall replace all trees or shrubs which are destroyed or damaged to such extent, in the opinion of the Engineer, to be considered destroyed. Replacement of destroyed trees or shrubs shall be made with new stock conforming to the requirements of the City's Tree Ordinance at the expense of the Contractor, and no separate payment will be made therefor.

Beneath trees within the limits of the excavation, and where possible, pipelines shall be built in short tunnels, except as otherwise shown or specified. When the tree is outside the limits of the excavation but, where the distance from the centerline of the new pipeline to the trunk of any tree is such that, in the opinion of the Engineer, the excavation would result in serious damage to the tree, the pipeline shall be constructed in short tunnel, as ordered in writing by the Engineer. The Contractor shall be responsible for all damage to trees and shrubs as a result of his operations, whether the pipeline is placed on trench, tunnel, or other excavation.

The Contractor shall provide the services of an approved licensed tree professional when it is necessary to trim or cut a branch from a tree.

The cost of protection of trees and shrubs, replacement or repair of trees or shrubs destroyed by the Contractor, short tunnels, and cutting or trimming of tree branches shall be included in the various classified unit price Contract Items for pipelines, or in the total Lump Sum Price, as applicable, and no separate payment will be made therefor.

SP-34 Existing Storm Sewerage Facilities

In the course of the work, it will be necessary to install the pipeline under or closely adjacent to existing culverts and other storm sewerage facilities. The Contractor shall protect all existing storm sewerage facilities which are shown on the Plans or located in the field during the course of the work. When approved by the Engineer, relocation or special maintenance of storm sewerage facilities during construction will be permitted. Disruption of service shall be kept to a minimum.

Facilities which are damaged due to the work method of the Contractor shall be replaced by the Contractor to such limits as directed by the Engineer. Materials used for such replacements shall be similar to those used in the existing facility and shall conform to City Standards for the construction of storm sewers for work done in the City of Tampa. Work done outside the City shall conform to the Florida Department of Transportation "Standard Specifications for Road and Bridge Construction."

The cost of protecting, replacing, relocating and maintaining storm sewerage facilities shall be

included in the various classified unit price Contract Items for pipelines, or in the total Lump Sum Price, as applicable, and no separate payment will be made therefor, unless otherwise specified in other Contract Items.

The maintenance and guarantee provisions of the Agreement shall also apply to all replacements of damaged or relocated storm sewerage facilities accomplished by the Contractor.

SP-35 Work in Private Property

Where portions of the work are constructed in easements through private properties, the limits of such City- owned easements are as shown on the Plans.

Upon completion of work in City-owned easements, the Contractor shall restore the property, including all fences or other structures disturbed by his operations, as nearly as possible to the condition in which he found it. No material shall be used or removed from private property without the approval of the Engineer.

The Contractor shall confine his operation in such private properties within the limits of the easements as shown or directed by the Engineer.

The Contractor shall further comply with all provisions of the grants of the City-owned easement and shall assume full responsibility as the agent of the City for all obligations of the City under such grants of easement in connection with the construction of pipelines.

The Contractor shall not enter upon or occupy any private land outside of the limits of the City-owned easement unless a copy of the written consent of the Owner is filed with the Engineer. The Contractor shall conduct his operations along easements through private property so as not to damage the property and to interfere with its ordinary use as little as possible.

SP-36 Fences

Temporary fences, where required, shall be "wood and wire fence" or other suitable fencing as approved by the Engineer.

Permanent fences shall be restored by the Contractor and shall be finished and installed so that the restoration is equal to the original. Only those portions of original fencing, or materials therefrom, that the Engineer approved for reuse shall be used by the Contractor in fence restoration. All other materials, including lumber, paint, creosote, concrete and metal products, shall be furnished by the Contractor.

The cost of temporary fences and permanent fence restoration shall be included under the various classified unit price Contract Items, or in the total Lump Sum Price, as applicable, and no separate payment will be made therefor.

SP-37 Data to be Submitted on Pipe

Within ten days after the date the Contractor is issued the Notice of Award and prior to his entering into any subcontract for the manufacture or purchase of any pipe, the Contractor shall submit to the Engineer, in an amount equal to four (2) sets to be retained by the City plus the number of sets desired by the Contractor, the following information:

1. The name and address of the pipe manufacturer and the location of the plant at which the pipe will be manufactured.
2. A general description of and specifications for the pipe and pipe joints proposed.
3. Notarized certificates of manufacture for VCP, PVC, HDPE, and DIP stating conformance to applicable standards and specifications.
4. Any additional information that the Engineer may deem necessary in order to evaluate the qualifications of the manufacturer and to determine the suitability of the proposed pipe to meet the requirements of the Contract Documents.

The Contractor shall not enter into any subcontract for the furnishing of pipe until he has received the Engineer's approval, in writing, of the proposed manufacturer and pipe.

All pipe of specified classes and materials shall be of one kind and shall be produced by a single manufacturer.

SP-45 Measurement for Payment

The quantity, in linear feet, to be measured for payment under the various classified unit price Contract Items for pipelines in opencut, or in the total Lump Sum Price, as applicable, shall be the actual length of new pipelines placed in the work, as shown, specified and directed. Depth of cut for sanitary sewers shall be measured from the original ground surface to the pipe invert. Pipelines will be measured along the centerline of the pipe as follows:

1. The measured length of gravity sanitary sewers, regardless of pipe material, will include all fittings, short tunnels and manholes with no deductions for wyes, tees and the width of manholes. Deductions in the measured length of gravity sanitary sewers will be made for the width of structures, such as junction boxes, measured from the outside face to the outside face of the structure walls, plus one foot.
2. The measured length for sanitary or stormwater force mains will include all fittings and short tunnels with deductions for the laid length of valves.
3. Deductions in the measured length of storm sewers will be made for the width of all structures, including manholes and inlets, measured from the inside wall to the inside wall of the structure.

SP-46 Filling Abandoned Sewers

The Contractor shall pump a lean mixture of grout into sewers as shown on the Plans and as directed by the Engineer.

The grout shall be a mixture of fly ash and cement, the ratio of which shall be submitted to the Engineer for approval. The air-entraining admixture shall be permitted per Section 924. The grouting shall be carried out by pumps.

This work shall be carried out after the proposed sanitary sewer or storm sewer is functioning.

The Contractor shall take measures to ensure the pipe is completely filled with the grout. Such measures may consist of constructing temporary stand pipes, grout injection tubes, or other measures approved by the Engineer and as directed in the Workmanship and Materials section. The Contractor shall also construct approved plugs into the ends of the abandoned sewers. All costs to construct the plugs, stand pipes, grout injection tubes (or other approved measures), and any other necessary steps to provide for a complete item shall be included in the unit cost of the grout, and no additional payment shall be made therefor.

SP-48 Temporary Pavement Restoration

No portion of the work shall be left more than fourteen (14) days without temporary pavement surface; however, the Engineer may require that temporary pavement surface be installed sooner to ensure that no more than one-thousand (1,000) linear feet of road be open at one time. Payments on installed pipe of up to fifty percent (50%) of the unit price can be retained by the Engineer until a crushed concrete or limerock base material along with a sand seal temporary pavement surface is provided. The Engineer can restrict further pipe laying if satisfactory and on-going street restoration is not performed by the Contractor. Temporary work shall be maintained in a suitable and safe condition for traffic until the permanent pavement is laid, or until final acceptance of the work.

SP-49 Alignment Survey Gravity Pipe Sewer or Force Main

The Contractor shall employ the services of a Land Surveyor, registered in the State of Florida, to survey the centerline alignment of the new gravity storm sewer pipe, gravity sanitary sewer pipe, or force main. All manhole locations or horizontal points of intersection, deflection angles, proposed manhole rim elevations, and proposed finished roadway elevations at the manholes shall be noted in the survey with their respective field stations. In the event of discrepancies between the centerline stationing shown on the Plans and that obtained by the actual field survey, the Contractor shall notify the Engineer. The Engineer will advise the Contractor of any appropriate adjustments in alignment of the sewer or force main, or locations of manholes or horizontal points of intersection. The alignment survey must be submitted to the Engineer and approved by him prior to submitting shop drawings on manhole, structures, inlets, etc.

The Land Surveyor shall also establish construction centerline offset hubs at 100-foot intervals as directed by the Engineer. The Contractor shall protect these hubs from displacement or damage during construction. Any offset hubs damaged or displaced shall be reset by the Land Surveyor to the satisfaction of the Engineer.

The cost of the survey and establishing and resetting offset hubs shall be included in the

respective unit price Contract Item, or total Lump Sum Price, as applicable, and no additional payment will be made therefor.

SP-50 Cut Sheets

The Contractor shall furnish the Engineer with cut sheets for all pipelines installed under this Contract. The cut sheets shall be arranged in a format approved by the Engineer and shall indicate the pipe invert elevation shown on the Plans; the actual, existing ground surface elevation; and the computed cut from ground surface to pipe invert at manholes and at changes in pipe class and bedding class. The cut sheets will be reviewed by the Engineer and shall be revised as necessary by the Contractor to meet the approval of the Engineer.

SP-51 City Testing

The cost of retesting materials and/or workmanship, which has been initially tested by the City and found to be unacceptable, is to be borne by the Contractor.

SP-56 Removal and Abandonment of Existing Sewer Systems within Pipeline Construction Payment Limits

The cost of removal or abandonment of existing sewer systems within pay limits including, but not limited to, pipe, inlets, manholes, manhole frames and covers, catch basins, and any other appurtenances as well as the cost to grout or sand-fill any pipe or manholes, where specified on the Plans, shall be included under the various classified unit price Contract Items for Removal, or Filling of Existing Force Mains.

Removal or abandonment of existing storm or sanitary sewer systems outside the sewer system pay limits, as shown on the Plans and directed by the Engineer, shall be paid for at the appropriate Contract Unit Price, or in the total Lump Sum Price, as applicable.

SP-59 Monthly Schedules

In addition to the Progress Schedule required in Article 4.02 of the Agreement, the Contractor shall submit a monthly schedule with each pay estimate. Pay estimates will not be processed unless accompanied by an updated monthly schedule. The schedule shall be broken down into the following components:

1. Well pointing
2. Main line pipe installation
3. Lateral pipe
4. Cutting subgrade
5. Base work
6. Paving
7. Restoration

SP-60 Contingent Items

The Contractor shall include a One Hundred Thousand Dollar (\$100,000) contingency sum, to be included as part of the total bid amount for this contract. The contingency is for the purpose of compensating the Contractor for any incidental work that may arise as construction operations proceed and was not addressed as part of the original work portrayed in the Plans and Specifications.

The One Hundred Thousand Dollar (\$100,000) contingency sum is an upset limit. Any amount of the contingency shall be paid only after negotiation.

SP-62 Filling Low Areas Within City Limits

The Contractor, under Sec. 21-27 (Permit Requirements) of the City of Tampa Code, is prohibited from filling any area public or private (except where shown on the construction plans) within the project limits or anywhere within the City limits without a permit.

For filling and/or grading any area, the owner of such area shall obtain a permit from the Construction Services Center, City of Tampa. The owner shall submit existing and proposed contour plans of the area to be filled and the adjacent land for determination if a permit can be issued. Drainage patterns cannot be altered to the detriment of neighboring property owners or public rights-of-way.

The Contractor shall not deposit any fill material within the City limits without an approved permit. A copy of the permit shall be submitted to the Engineer by the Contractor prior to any filling or grading operation.

SP-73 Work Directive Change

A Work Directive Change is a written directive to the Contractor, issued on or after the date of the execution of the Agreement, and signed by the Engineer on behalf of the City, ordering an addition, deletion or revision in the work, or responding to an emergency. A Work Directive Change will not change the contract price or the time for completion, but is evidence that the parties expect that the change directed or documented by an Authorization to Proceed with Extra Work letter will be incorporated in a subsequently issued Change Order following negotiations by the parties as to its effect, if any, on the contract price or the time for completion.

Without invalidating the Agreement, additions, deletions or revisions in the work may, at any time or from time to time, be authorized by a Change Order or a Work Directive Change. Upon receipt of any such document, the Contractor shall promptly proceed with the work involved.

SP-77 Water Service Connections

During the course of the work, some existing water service connections will be disrupted or designated to be reconstructed/relocated due to the construction. When the water main is designated to be replaced in the contract Plans, the reconnection of the existing service line to the new water main will be paid for at the contract unit price per each connection one time only. All connections shall be transferred/relocated as per current City of Tampa Water Department, Technical Standards.

Copper and polyethylene service lines which are in good condition may be continued in use at the same location as determined by the Engineer. At locations where the streets are to be reconstructed, water lines shall have a minimum of thirty-six (36) inch cover.

SP-78 Protection of Water Service Lines

The Contractor shall protect all water service lines, including those which are to be replaced, in order to minimize interruption of service to the customer. If the Contractor damages a service line which is shown on the plans, is in line with a meter box, or that has been marked in the field, then he shall immediately replace the service line per Tampa Water Department (T.W.D.). Specifications from main to meter including curb stop, making all connections, and all appurtenant work required to restore service.

The Engineer shall determine which lines, if any, are to be replaced due to damage caused by the Contractor, and no separate payment shall be made therefor.

SP-79 Water Service Line Replacement (Water Dept. now accepts Polyethylene Services)

Any water service line that is not copper or polyethylene shall be replaced by the Contractor per Tampa Water Department (T.W.D.) Specifications from main to meter including curb stop. The Contractor shall be compensated for this work under the appropriate Contract Item.

All copper service lines, including those having a meter box which will remain in a driveway undisturbed by construction, shall remain in service and be protected in place by the Contractor.

If the Contractor desires to temporarily disconnect the service line due to construction methodology, he must submit a written request to the Engineer at least three (3) working days prior to the proposed disconnect. If approved, the service line shall be removed from main to meter including curb stop. The Contractor shall provide twenty-four (24) hour written notice to the consumer prior to the service interruption.

Some meter boxes may be designated to be relocated outside of a driveway if the driveway is disturbed by construction. If so, a new service line shall be installed per T.W.D. Specifications from main to meter including curb stop. Schedule 40 PVC pipe shall be used to reconnect the consumer at the existing point of connection. The PVC pipe shall be extended from the downstream side of the meter to the consumer's existing point of connection. The old service line shall be cut and plugged at the main.

Service lines falling within four (4) inches of the proposed base or subbase material shall be lowered in place. Couplings shall not be used to achieve sufficient depth. If the required depth cannot be achieved without the use of couplings, a new service line shall be installed by the Contractor from main to meter as specified herein. The Contractor shall be compensated for this work under the appropriate Contract Item.

SP-86 Temporary Stockpiling

For temporary stockpiling of the excavated material within project limits (and anywhere within City limits), the Contractor shall follow the following procedure:

Public Right-of-Way

- a. The Contractor will not be allowed to stockpile suitable, excavated material within right-of-way for a period in excess of 30 calendar days. Unsuitable excavated material shall not be stockpiled within public right-of-way for a period in excess of 7 calendar days.

Location other than Public Right-of-way

- b. The Contractor shall:
 - 1) Obtain the permission (in writing) from the owner of the property where stockpiling is desired.
 - 2) At his own expense present the above letter and a contour plan of the site to the Engineer for approval of the stockpiling site.

The time periods of stockpiling shall be specified by the Contractor in writing.

Upon removal of stockpiled material, the Contractor shall clean up and grade the site to its original contours and conditions.

The City of Tampa shall not be a party to the agreement between the Contractor and the property owner.

Regardless of the location of stockpiling, it shall be the Contractor's responsibility to make sure that stockpiling in no way constitutes a public hazard or nuisance and does not interfere with the natural surface runoff in the area

SP-89 Temporary Work Stoppages

The Contractor shall temporarily discontinue all construction activities from, and including, Thanksgiving Day through the following Sunday, and December 24 through January 2.

Prior to temporary work stoppages, all streets shall be restored to permit access to all businesses and residences and to allow ingress and egress by local traffic only. The Contractor shall maintain all streets at this condition level for the duration of the shutdown period.

All equipment, except that used for excavation and well pointing, and all materials including, but not limited to, manhole structures, pipe, and stockpiled material shall be removed to either the Contractor's storage lot or to a location outside the project area as approved by the Engineer.

The Contractor will also be required to accommodate the annual Gasparilla Parade and Gasparilla Run by ceasing construction activities and providing ingress and egress to allow local traffic only. The time limits for these requirements shall be from one day before to one day after the Gasparilla Parade and the Gasparilla Run. Accommodation of these events will entail restoration of all streets to at least a sand seal coat of crushed concrete or limerock base. All equipment, except that used for excavation and well pointing, and all materials including, but not limited to, manhole structures, pipe, and stockpiled material shall be removed to either the Contractor's storage lot or to a location outside the project area as approved by the Engineer.

All costs associated with furnishing labor, equipment, temporary pavement restoration, demobilization, mobilization, signage, barricades, clean-up, security, and any other incidentals required to accommodate the Thanksgiving, Christmas and New Years' Holidays and Gasparilla Parade and Race shall be included in the various contract unit prices, and no additional payment shall be made therefor.

SP-91 Project Photographs

The Contractor will not be required to furnish photographs of the project; however, the Engineer may or may not take photographs of the area immediately prior to and after completion of the construction for record and information. To assure that there will not be any conflict with this photography, the Contractor shall not perform clearing operations or action which will disturb any street or area within the project until the Engineer has been advised thereof and has had adequate opportunity to perform the desired photography.

SP-92 Project Videotaping

The Contractor shall submit to the Engineer for approval prior to commencing work a continuous color videotape recording complete coverage of pre-construction conditions of all surface features within the construction's zone of influence, simultaneously produced audio commentary and electronic display of time and date. Unless otherwise indicated, both sides of street/right-of-way shall be covered one side at a time. The videotape recording shall be sufficient to fulfill the technical and forensic requirements of the project and professionally produced by a firm regularly engaged in the business of construction video documentation, shall provide continuous unedited coverage, establishing locations and viewer orientation with clear, bright, steady and sharp video images with accurate colors free of distortion or other imperfections.

SP-98 Valves

Valves shall be handled with care to avoid damage. All valves shall be loaded and unloaded by lifting, and under no circumstances shall valves be dropped, skidded, or rolled. Valves shall not be placed, under any circumstances, against pipe or other fittings in such a manner that damage could result. Slings, hooks or tongs used for lifting shall be padded in such a manner as to prevent damage. If any part of the valves' coating and lining is damaged by the Contractor, the repair and replacement shall be made by the Contractor at his expense in manner satisfactory to the Engineer before installing. Valves shall also be stored at all times in a safe manner to prevent damage and kept free of dirt, mud or other foreign matter. All valve gaskets shall be stored and placed in a cool location out of direct sunlight and out of contact with petroleum products. All gaskets shall be used on a first-in, first-out basis.

Valves shall be set and joined to new pipe in a manner heretofore specified for cleaning, laying and joining pipe. Valves shall be installed such that the operating nut is plumb.

Cast iron valve boxes shall be firmly supported and maintained centered and plumb over the operating nut of the valve by the Contractor with box cover flush with the surface of the finished pavement or at such other levels as may be directed. Valve boxes shall have 6-inch thick wire mesh reinforced concrete pads poured around the top section of the valve box. The pad shall be 24 inches square and shall be centered on the valve box. All Department valve covers shall be painted green as prescribed by the American Public Works Association (APWA) uniform color code for utility systems.

The valve and valve box shall be installed so Department personnel can insert a valve key through the valve box and completely open and close the valve. This test will be accomplished before final acceptance of the valve and box into the system.

SP-104 Castings Identification

All casting covers, such as for inlets and manholes, shall bear the appropriate City of Tampa identification for storm sewers and for sanitary sewers, as shown on the Plans and directed by the Engineer.

SP-109 Existing Sprinkler System

It is required that the Contractor walk the project prior to bid to determine the scope and extent of sprinkler systems that will be impacted by his work method. Existing sprinkler systems for lawns within the City right-of-way shall be protected or, if disturbed, replaced by the Contractor. All sprinkler systems shall be replaced with those of equal or better quality as approved by the Engineer. The replacement of sprinkler systems shall include all necessary parts, labor, equipment, etc., to complete the existing sprinkler system in operating condition.

The cost of protection and/or replacement of existing sprinkler systems shall be included in the contract unit price as bid for the various items, or in the total Lump Sum Price, as applicable, and no separate payment shall be made therefor.

SP-129 As-Built Plans

During manufacture and construction, installation and testing, records shall be kept of any changes or adjustments made in the work. All such changes shall be incorporated in the "As-Built" plans, shown in red.

The Contractor shall provide the City of Tampa with one (1) hardcopy and (1) electronic high resolution unsecured color PDF copy set of "As-Built" plans along with the supporting survey data and CAD files if available. The survey shall be signed and sealed by a licensed Land Surveyor registered with the Florida Department Board of Professional Surveyors and Mappers. Plan sheets shall have all deviations from original design annotated in red to clearly show as-built conditions. Relocation of existing facilities and utilities must be clearly noted, and their location identified by station, offset and elevation, when performed by the Contractor.

As-builts shall clearly show installed horizontal and vertical location of all bends & fittings, valves, solid sleeves, hot tap sleeves & valves, lines stop tees permanently capped and left in active pipe, air release valve tap & valve boxes, tees, wyes, horizontal & vertical points of inflection, limits of removed pipes, limits of grouted pipes and limits of concrete encasements. Elevation deviations from the plans shall also be noted. If available, the Contractor shall provide the City with the Surveyor's electronic CAD file of the as-built locations.

Where applicable, As-builts shall conform to the "Record Drawing Requirements" section found in the City of Tampa Wastewater Department Technical Standards Guidelines for Construction of Wastewater Facilities (latest version). A copy of this standard can be found online on the City's Wastewater website.

All relocation of structures and pipelines must be clearly shown on Plans with as-built stations and offsets verified. All as-built inverts for the entire project must be clearly noted on plan sheets. No separate payment shall be made for this work.

All as-built plans shall be submitted within seven (7) calendar days of the final inspection. The final payment will not be issued until the as-built plans have been submitted to and accepted by the City. Upon request by the Contractor, the City will provide AutoCAD drawings when available.

SP-130 SAFETY:

- A. Responsibility: Employees shall immediately report any unsafe work practice or unsafe condition to their supervisor(s). The Contractor is solely responsible for the safety of their workers and shall comply with all applicable requirements [i.e.: 29 CFR 1910 -Occupational Safety and Health Standards, 29 CFR 1926 - Safety and Health Regulations for Construction, etc] and industry safety standards while at the work site. The fact that City personnel may bring un-safe conditions to the attention of any member of the Contractors work force does not relieve the Contractor of this responsibility.

Suggest, all Contractors employees and sub-contractors be given a copy of SP-130.

The Contractor shall have a designated Safety Officer within his organization. At the Pre-Construction meeting, the Contractor shall provide the name and contact information of the Safety Officer to the Engineer.

At the Pre-Construction meeting, the Contractor will be given pertinent safety related information, necessary forms and instructions (i.e.: AWTP Lockout/Tagout Procedures, AWTP Hot Work Permits, etc) that pertain to any work that might be utilized during the contract. The Contractor shall be responsible to disseminate that information to their employees and sub-contractors. Special care shall be taken by the Contractor to ensure that any new employee or sub-contractor to the work site shall be briefed on these safety instructions.

If warranted by the project and directed by the Engineer, the Contractor shall develop and implement a comprehensive health and safety plan for their employees that will cover all aspects of onsite construction operations and activities associated with the contract. This plan must comply with all applicable health and safety regulations and any project specific requirements that the contract has specified.

- B. Incident Reporting: All accidents that result in personal injury, illness or property damage shall be immediately reported and investigated, regardless of the extent of injury, illness or property damage. Employees must report accidents within one hour (or as soon as practical) from the time of occurrence to their immediate supervisor who in turn will report it to the City's inspector. The City inspector will record the incident in their daily report and report it to the Risk Management Division (274-5708).
- C. Air-Borne Debris: All personnel in close proximity to drilling, sawing, sanding, scraping, spraying, power-washing or other work being done, either in enclosed spaces or in the open, that creates dust or air-borne debris shall wear eye protection [29 CFR 1910.133] and a respirator [29 CFR 1910.134].

- D. Hot Work: All welding, soldering, brazing, acetylene cutting or any other work at the AWTP or any pump station; that produces high temperatures shall require a AWTP "Hot Work Permit" and may require one or more fire watches. The number and location of fire watches (if any) shall be a condition of the Hot Work Permit. A current, portable, fully charged fire extinguisher shall be located with each person performing hot work and each fire watch. The Hot Work Permit shall be signed off by the appropriate personnel and maintained in the project file.
- E. Confined Spaces: OSHA defines a confined space as having limited or restricted means for entry or exit and is not designed for continuous employee occupancy. Confined spaces include, but are not limited to vaults, tanks, manholes, wet-wells, pipelines, utility tunnels, etc.

The Contractor shall take measures [29 CFR 1910.146 (c)(5)] to ensure that atmospheric conditions in confined spaces are not hazardous to occupants. This can be accomplished by forcing a sufficient amount of clean air through the confined space and testing the atmosphere by using a portable certified, calibrated, atmosphere monitor that meets OSHA requirements [29 CFR 1910.146(c)(5)(ii)(C)]. The atmosphere monitor should record oxygen content, flammable gases and vapors and toxic air contaminants, such as the Industrial Scientific TMX-412.

- F. Air-Borne Gases: The AWTP is located in an industrial area and as such there are several different substances, either on or off site, that can escape and become dangerous fumes such as: chlorine, methanol, anhydrous ammonia, etc. The AWTP currently has nine (9) Shelter In Place (SIP) locations that are designated as safe havens in the event of release of hazardous gases. These SIP's are stocked with necessary instructions and supplies to protect City and any Contractor's personnel.

The first day on site, City personnel will show all the Contractor's personnel present where the several closest SIP's are located, explain the alarm signals and provide the current alarm testing schedule. It shall be the Contractor's responsibility to show any future employee and/or sub-contractor that comes on site the location of the SIP's and explain the alarm signals.

In the event of an alarm, the Contractor's personnel shall immediately and hastily proceed to the nearest SIP along with the City personnel and remain there until further notice, taking guidance from and following the instruction of the senior City employee present.

- G. Lockout / Tagout Policy: The AWTP Lockout / Tagout program is designed to set standards to help safeguard all employees from hazardous electrical or mechanical energy while they are performing service or maintenance on machines and equipment at the AWTP or any pump station. This program will also identify the practices and procedures to shut down and Lockout or Tagout machines and equipment. The Contractor shall be given a copy of the AWTP "LOCKOUT / TAGOUT POLICY AND PROCEDURES" instruction and shall make all of his employees and sub-contractors aware of this program.

No padlock (lockout) shall be removed except by the individual that installed it or if not available, by a City of Tampa AWTP team leader.

No tag (tagout) shall be removed except by the individual that installed it or if not available,

by a City of Tampa AWTP team leader, except in an Emergency and the tag states "Do Not Use Unless in an Emergency". In that event, the Contractor shall notify the City of Tampa AWTP team leader, who will prepare the necessary follow up report.

- H. Trench Safety: Any excavation deeper than four (4) feet shall adhere to the requirements contained in 29 CFR 1926.650 thru 652 and the Florida Trench Safety Act [Florida Statutes, ss 553.60 - 553.64].
- I. Open Flames: No fires shall be allowed. No open flames necessary for any construction activity shall ever be left un-attended. A current, portable, fully charged fire extinguisher shall be located with each activity requiring an open flame.
- J. Sparks: Any activity lasting more than 10 continuous minutes, that creates sparks, such as grinding or chipping shall have a dedicated fire watch in attendance. A current, portable, fully charged fire extinguisher shall be located with each activity creating sparks, regardless of if a fire watch is required or not.
- K. First Aid: The Contractor shall furnish appropriate First Aid Kits [29 CFR 1910.151] and shall be responsible to ensure his employees are properly trained to render first aid. If injurious corrosive materials are to be utilized, eye wash and body wash facilities must be provided in the immediate area.
- L. Related Costs: All costs associated with these, or any safety measures shall be included in the total lump sum contract price or the various contract item unit prices, as applicable, and no separate payment shall be made thereof.

SP-137 Post-installation Testing of PVC Pipe

In accordance with the provisions of Workmanship and Materials Section 24 – PVC Pipe Force Main, subsection W- 24.09, all PVC pipelines shall be hydrostatically tested. The Contractor shall be responsible for performing all tests and inspections on the pipeline.

All costs associated with pipeline testing shall be included in the various contract item unit prices, and no separate payment will be made therefor.

CONTRACT ITEMS

CONTRACT ITEM 0101 - MOBILIZATION

The Contractor shall furnish all equipment, labor, and materials necessary to mobilize his forces as necessary to perform all the work under this Contract.

Work under this section includes bonding and insurance; transportation, and otherwise movement of all personnel, equipment, supplies, materials and incidentals to the project site; establishment of temporary offices, buildings, safety equipment and first aid supplies, sanitary and other facilities; and all other preconstruction expense necessary for the start of the work, excluding the cost of construction materials, to be constructed under this Contract as shown on the Plans and directed by the Engineer.

Payment for Mobilization will be made at the appropriate Contract Lump Sum Price.

CONTRACT ITEM 0102 CONTINGENCY

As directed by the engineer, this item is to allow payment for any incidental work that may arise as construction operations proceed and was not addressed as part of the original work portrayed in the plans and specifications.

Payment for Contingency will be made at the negotiated price per instance.

CONTRACT ITEM 0103 SERIES – MAINTENANCE OF TRAFFIC

The Contractor shall furnish all materials, equipment, and labor to establish and maintain all traffic maintenance devices and personnel as shown on the Plans, specified, and directed by the Engineer.

The work includes installation of all signs, barricades, cones, and light towers; and the utilization of flagmen, and all appurtenant work complete in place as necessary to control traffic and provide for safety to the public, all in compliance with the Manual on Uniform Traffic Control Devices, "MUTCD", with subsequent revisions and additions, and to the satisfaction of the Engineer.

Flagmen must be FDOT trained personnel and utilized throughout the entire duration of the approved traffic control operation. The use of flagmen must be approved in advance by the City as well as the agency with jurisdiction over the road. Intermittent use of flagmen for incidental work such as temporary access over a manhole or work vehicles entering the work zone shall be considered incidental and no separate payment will be made. Light towers shall include all fuel and all appurtenant items to fully operate.

Payment for Maintenance of Traffic will be made at the appropriate Contract Item Lump Sum Price.

CONTRACT ITEM 0130 - ADDITIONAL SELECT SAND FILL MATERIAL

The Contractor shall furnish, from sources other than excavations made in the Contract, transport, place, and compact select sand as ordered by the Engineer in writing and not specifically included under other Contract Items. The work also includes disposal of surplus excavated material and all labor and equipment. Excavation for placement of select sand will be paid for under other Contract Items. Select sand shall be as defined under the Workmanship and Materials Section 2 - Backfilling.

The work does not include transporting, placing, and compacting approved surplus sand from excavations made in this Contract. The Contractor shall use all such approved surplus sand available from excavations made in this Contract prior to supplying select sand from other sources.

The quantities of Additional Select Sand Fill Material, obtained from sources other than excavations in this Contract, in cubic yards, to be measured for payment will be the actual compacted volume of select sand placed within the payment limits shown on the Plans or established by the Engineer.

Select sand used to fill voids resulting from unauthorized excavation, or where required for dewatering, will not be measured for payment even though their use is ordered by the Engineer. Select sand used for pipe bedding will not be measured for payment under this Contract Item. Such select sand is included in the various classified unit price Contract Items for pipelines.

Payment for Additional Select Sand Fill Material, ordered by the Engineer in writing, will be made at the Contract Item Unit Price per cubic yard of sand fill material.

No payment will be made under this Contract Item for approved surplus sand obtained from excavations made in this Contract.

CONTRACT ITEM 0140 – ADDITIONAL SELECT CRUSHED STONE FILL MATERIAL

The Contractor shall furnish, transport, place, and compact select crushed stone as ordered by the Engineer in writing and not specifically included under other Contract Items. The work also includes disposal of surplus excavated material and all labor and equipment. Excavation for placement of select crushed stone will be paid for under other Contract Items. Select crushed stone shall be as defined under the Workmanship and Materials section headed "Backfilling."

The quantities of Additional Select Crushed Stone Fill Material, in cubic yards, to be measured for payment will be the actual compacted volume of select crushed stone placed within the payment limits shown on the Plans and established by the Engineer.

Select crushed stone used to fill voids resulting from unauthorized excavation will not be measured for payment even though their use is ordered by the Engineer. Select crushed stone used for pipe bedding shown on the Plans will not be measured for payment under this Contract Item. Such select stone is included in the various classified unit price Contract items for pipelines.

Payment for Additional Select Crushed Stone Fill Material, ordered by the Engineer in writing, will be made at the Contract Item Unit Price per cubic yard of crushed stone fill material.

CONTRACT ITEM 0170 - CLASS D CONCRETE

The Contractor shall furnish and place any Class D Concrete ordered by the Engineer in writing and not specifically included under other Contract Items. Included in this item are standard nonreinforced encasements, pipe cradles, and like work not shown on the Plans or specified. The work includes all materials, mixing, placing, forming, and curing of the concrete, and work incidental thereto. Excavation for the placement of Class D Concrete will be paid for under other Contract Items.

The quantity of Class D Concrete, in cubic yards, to be measured for payment will be shown on the Plans for cradles or encasements or the actual volume of concrete placed in the work, measured in place, within the lines and grades as ordered. All concrete placed outside these lines and grades to fill unauthorized excavations, and all concrete for replacing defective work, shall be at the expense of the Contractor. Concrete specifically included under other Contract Items will not be measured, or paid for, under this Contract Item.

Payment for Class D Concrete will be made at the Contract Item Unit Price per cubic yard of Class D Concrete.

CONTRACT ITEM 0700 SERIES - SOLID WALL PVC PIPE

The Contractor shall furnish all materials and equipment, construct, test, and maintain complete all pipe sewer as shown on the Plans, specified, and directed by the Engineer.

The work includes all related work and appurtenances required to locate existing sanitary sewer lines and make the connections as shown on the Plans to the proposed lines, alignment survey, maintaining existing sanitary sewer in operation, removal of existing sanitary sewer pipe systems as shown on the Plans or directed by the Engineer, sidewalks, driveways, curbs, curb and gutter, and permanent pavement, excavation, short tunnels, backfill, sheeting, shoring, bracing, dewatering, pipe bedding, pipe fittings, pipework, making all pipe connections, standard pipe cradles and encasements shown on the Plans, installation and removal of plugs and bulkheads, testing, special temporary and nonpermanent pavement replacement, nonpermanent sidewalk and driveway replacement, protection, repair and replacement of utilities and house services, maintenance of traffic, including maintaining access across driveways along the line of the work, protection, trimming and replacement of trees and shrubs, protection, repair and replacement of culverts and other storm water facilities, reconstruction or regrading of road shoulders and ditches, disposal of surplus excavated material, protection of existing structures, making joints between pipes and manholes or structures and all other work incidental to the installation of the sanitary sewer pipe complete in place.

The work does not include sheeting left in place, rock excavation, manholes, surface restoration comprising lawn or permanent pavement replacement, additional earth excavation or additional selected fill materials, driveways, sidewalk and curb or curb and gutter replacement and, when shown on the Plans or ordered, such work will be paid for under other appropriate Contract Items.

The quantity of sewer pipe, in linear feet, to be measured for payment shall be the actual length of new pipelines placed in the work, as shown, specified and directed. Depth of cut for sanitary sewers shall be measured from the original ground surface to the pipe invert. Pipelines will be measured along the centerline of the pipe.

The measured length of gravity sanitary sewers, regardless of pipe material, will include all fittings, short tunnels and manholes with no deductions for wyes, tees and the width of manholes. Deductions in the measured length of gravity sanitary sewers will be made for the width of structures, such as junction boxes, measured from the outside face to the outside face of the structure walls, plus one foot.

The measured length for sanitary force mains will include all fittings and short tunnels with deductions for the laid length of valves.

Payment for Sewer Pipe will be made at the appropriate Contract Item Unit Price per linear foot of the respective pipe.

CONTRACT ITEM 1005 SERIES - DIRECTIONAL DRILLED PIPE

The Contractor shall furnish all materials and equipment, construct, test, and maintain complete all directional drilled pipe as shown on the Plans, specified, and directed by the Engineer.

The work includes all related work and appurtenances required to construct new directional drilled Certa-Lok, FPVC or HDPE force mains as shown on the Plans or directed by the Engineer, including alignment survey, removal of all sidewalks, driveways, curbs, curb and gutter, and permanent pavement, excavation, short tunnels, backfill, sheeting, shoring, bracing, dewatering, pipe bedding, pipe, short sections of open cut Certa-Lok, FPVC or HDPE that may be required including all restoration, restrained joints, making all pipe connections, standard pipe cradles and encasements shown on the Plans, installation and removal of plugs and bulkheads, testing, special, temporary and permanent pavement replacement, all curb, gutter and all other surface restoration, permanent sidewalk and driveway replacement, protection, repair and replacement of utilities and house services, maintenance of traffic, including maintaining access across driveways along the line of the work, protection, trimming and replacement of trees and shrubs, lawn restoration and replacement with sod, protection, repair and replacement of culverts and other stormwater facilities, reconstruction or regrading of road shoulders and ditches, disposal of surplus excavated material, protection of existing structures, making joints between pipes, and all other work incidental to the installation of the force main system complete in place.

The work does not include HDPE to PVC or Ductile Iron fittings, rock excavation, additional earth excavation or additional selected fill materials, and when shown on the Plans or ordered, such work will be paid for under other appropriate Contract Items.

The quantity of directional drilled pipe, in linear feet, to be measured for payment shall be the actual length of new pipelines placed in the work, as shown, specified, and directed. Pipelines will be measured along the centerline of the pipe.

Payment for Directional Drilled Pipe will be made at the appropriate Contract Item Unit Price per linear foot of the respective pipe.

CONTRACT ITEM 2500 SERIES - DIP FITTINGS WITH RESTRAINTS

The Contractor shall furnish all materials and equipment, construct, test and maintain pipe bends, tees, sleeves and fittings as shown on the Plans, specified, and directed by the Engineer.

The work includes all excavation, backfill, sheeting, shoring, bracing, dewatering, removal of sidewalks, driveways, curbs, curb and gutter, and permanent pavement, pipe bends, couplings, disposal of surplus excavated material, protection, repair of utilities, house services, trees and shrubs and culverts and other storm sewerage facilities, and all other work incidental to the installation of pipe bends complete in place as shown on the Plans, specified, and directed by the Engineer.

The number of Pipe Bends to be measured for payment will be the actual number of respective pipe bends placed in the work.

Payment for Pipe Bends will be made at the Contract Unit Price per bend installed with a restraining device on each joint of the bend.

CONTRACT ITEM 3300 - BELL RESTRAINT

The Contractor shall provide all labor, equipment, and materials to completely furnish and install bell restraint as shown on the Plans, specified, and directed by the Engineer.

The installation of the bell restraint shall include, but not be limited to, excavating and maintaining the trench; dewatering and bracing and sheeting where required or as directed by the Engineer; furnishing and installing approved pre-cast thrust blocks, field poured concrete thrust blocks, push-on joint restraining devices, wedge action restraint fittings or flange joint restraints, approved manufactured restrained joints, backfilling and compacting the trench, and all incidentals necessary to complete the work complete and in place.

Payment for installation of manufactured restrained joints shall be for each pipe to pipe bell and spigot joint assembled and does not include fitting joint restraint which is included in the cost of the fittings No additional payment will be made for manufactured restrained joint pipe.

Concrete thrust restraints shall not be accepted.

Payment shall be made under the appropriate Contract Item Unit Price per bell restraint installed.

CONTRACT ITEM 4900 SERIES - CONNECTION TO EXISTING MANHOLE

The Contractor shall furnish all labor, equipment and materials required to connect the proposed pipeline into existing manholes as shown on the Plans, specified, and directed by the Engineer.

The work includes all excavation, dewatering, breaking into the existing manhole, removal and disposal of rubble and excess material, installation of sewer pipe, inside drop as shown, sealing the voids around the pipe, backfilling, compacting and all other work incidental to connection to existing manhole.

Payment for Connection to Existing Manholes will be made at the appropriate Contract Lump Sum Price or per manhole as designated in the proposal.

CONTRACT ITEM 5002 - REMOVAL OF EXISTING SEWER PIPE

The Contractor shall furnish all labor, materials and equipment to remove existing sanitary or storm sewer pipe complete as shown on the Plans, specified, and directed by the Engineer.

The work includes excavation, backfilling, selected fill material, dewatering, removal of pavement, sidewalks, curb, curb and gutter, concrete or crushed stone work, nonpermanent and special temporary pavement replacement, disposal of surplus excavated material, protection of adjacent facilities and transportation and disposal of removed materials.

The Engineer reserves the right to determine and designate the parts of existing sewer lines to be removed.

Not included in the work are additional earth excavation and additional select sand fill material which, if ordered or specified, will be included for payment under other Contract Items.

Payment for the Removal of Existing Sewer Pipe will be made at the appropriate Contract Item Unit Price per linear foot of sewer pipe removed as measured along the centerline of the pipe.

CONTRACT ITEM 5051 - FILLING OF EXISTING FORCE MAIN SYSTEM

The Contractor shall furnish all materials, equipment and labor to fill the existing sewer in accordance with the Workmanship and Materials section headed "Filling of Existing Sanitary or Storm Sewer System" and as directed by the Engineer.

The work includes all fill concrete, fill-pipes, dewatering existing sewer, partial demolition of manholes and appurtenances as required, removal and disposal of manhole frames and covers, additional select fill material required to complete the backfilling, protection of existing utilities, structures and trees, repair and replacement of utilities, structures and trees damaged by the Contractor, complete restoration of surface at manhole and fill-pipe locations and at other locations damaged by the Contractor, including pavement base and surface, sidewalk, driveway, curb and gutter and lawn replacement, and all other work related to the complete filling of the sewer, manholes and structures.

The length of sewer, manholes, and structures filled with concrete to be measured for payment will be the actual lengths of respective pipe filled, with no deductions for manholes and structures.

Payment for Filling of Sewer will be made at the Contract Item Unit Price per linear foot of sewer filled.

CONTRACT ITEM 6600 SERIES – ROAD CROSSING, DIRECT BURY (20" STEEL CASING WITH 8" PVC CARRIER)

The Contractor shall furnish all materials, equipment and services, construct by open cut, test and maintain complete the Road Crossings, including all casing pipe and carrier pipe, as shown on the Plans specified, and directed by the Engineer.

Casing pipe shall conform to the requirements of the Workmanship and Materials section headed "CASING PIPE."

All PVC carrier pipe shall conform to the requirements of the Workmanship and Materials section headed "PVC PIPE - FORCE MAIN."

The work includes all removal of sidewalks, driveways, curbs, curbs and gutters and permanent pavement, excavation, backfill, sheeting, shoring, bracing, dewatering, casing and carrier pipe and pipe work, selected fill material, Class D concrete, skids and rails, end seals, protection, repair and replacement of utilities and house services, nonpermanent pavement replacement, maintenance of traffic, protection, trimming and replacement of trees and shrubs, protection, repair and replacement of culverts and other storm sewerage facilities, reconstruction or regrading of road shoulders and ditches, protection of existing structures and pavement, replacement of existing curb and gutter, connections to force main, disposal of surplus excavated material and other work incidental to the construction of road crossings complete in place.

The length of Road Crossing, including casing pipe and carrier pipe, to be measured for payment, will be the actual length of casing pipe with carrier pipe placed in the work.

Payment for the Road Crossing will be made at the Contract Item Unit Price per linear foot for appropriate Contract Item.

CONTRACT ITEM 7000 SERIES - PLUG VALVES

The Contractor shall furnish all labor, materials and equipment required to install, test and maintain the force main plug valves and valve boxes complete as shown on the Plans, specified, and directed by the Engineer.

The work includes all removal of permanent pavement, excavation, backfill, sheeting, shoring, bracing, dewatering, pipe bedding, testing, temporary pavement, maintenance of traffic, disposal of excess excavated material and all work incidental to the installation of the plug valves and valve boxes.

The work does not include rock excavation, surface restoration comprising lawn or permanent pavement replacement, additional earth excavation and additional selected fill material. When shown on the Plans, such work will be paid for under other appropriate Contract items.

Payment for the valves and valve boxes will be made at the appropriate Contract Item Unit Price.

CONTRACT ITEM 7500 - AIR RELEASE VALVE SYSTEM

The Contractor shall furnish all labor, materials and equipment required to install, test and maintain the air release valve system complete with valve boxes as shown on the Plans, specified, and directed by the Engineer.

The work includes all removal of sidewalks, driveways, curbs, gutters, permanent pavement, excavation, backfilling, sheeting, shoring, bracing, dewatering, pipe bedding, pipe, fittings, valve, corporation stop, connection to force main, valve box, support bracket, top slab, nonpermanent and special temporary pavement replacement, maintenance of traffic, disposal of excess excavated material and all work incidental to the installation of the air release valve system.

Not included in the work are additional earth excavation or additional selected fill material which, if ordered or specified, will be included for payment under other Contract Items.

Payment for Air Release Valve Systems will be made at the Contract Item Unit Price per air release valve system installed.

CONTRACT ITEM 8000 SERIES - PERMANENT PAVEMENT BASE REPLACEMENT

The Contractor shall furnish all materials, equipment and labor to replace and maintain all permanent pavement base removed or damaged by pipeline construction, including sand sealing the permanent pavement base, and appurtenant work as shown on the Plans, specified, and directed by the Engineer.

Permanent pavement base replacement shall conform to the requirements of the Workmanship and Materials section headed "Restoration of Street Pavements."

The quantity of Permanent Pavement Base, in square yards, to be measured for payment will be the actual compacted area of pavement base material within payment limits for surface restoration shown on the Plans, or specified and ordered by the Engineer.

Payment limits for permanent pavement base replacement along pipelines shall include removal and replacement of permanent pavement base from curb to curb or edge of pavement to edge of pavement, along the pipeline route. All permanent pavement base removed or damaged and requiring replacement outside payment limits will not be measured for payment and shall be replaced by the Contractor at his own expense.

Where the existing pavement is nonpermanent type consisting of shell, gravel, limerock, crushed stone, or other similar material, or is specified to be temporary, no payment will be allowed for replacement of pavement base. Replacement of material for such nonpermanent or temporary pavement will be included in the various classified unit price Contract Items for pipelines and no separate payment will be made therefor.

Payment for Permanent Pavement Base Replacement will be made at the Contract Item Unit Price per square yard of pavement base replaced.

CONTRACT ITEM 8100 SERIES - PERMANENT PAVEMENT SURFACE REPLACEMENT

The Contractor shall furnish all labor, equipment and materials to replace and maintain all permanent pavement surface removed or damaged by pipeline construction and appurtenant work as shown on the Plans, specified, and directed by the Engineer.

Permanent pavement surface replacement shall conform to the requirements of the Workmanship and Materials section headed "Restoration of Street Pavements."

The quantity of Permanent Pavement Surface Replacement to be measured for payment will be the actual area of permanent pavement surface placed in the work within payment limits for surface restoration shown on the Plans, or as specified and ordered by the Engineer.

Payment limits for permanent pavement surface replacement along pipelines shall include removal and replacement of permanent pavement surface from curb to curb or edge of pavement to edge of pavement, along the pipeline route. All permanent pavement surface removed or damaged and requiring replacement outside payment limits will not be measured for payment and shall be replaced by the Contractor at his own expense.

Where the existing pavement surface is nonpermanent type consisting of shell, gravel, limerock, crushed stone or other similar materials, or is specified to be a special temporary pavement surface, no payment will be allowed for replacement of permanent pavement surface. Replacement of surface for such nonpermanent or special temporary pavement will be included in the various classified unit price Contract Items for pipelines and no separate payment will be made therefor.

Payment for Permanent Pavement Surface Replacement will be made at the Contract Item Unit Price per Ton of pavement surface replaced.

CONTRACT ITEM 8300 SERIES - PERMANENT DRIVEWAY AND SIDEWALK

The Contractor shall furnish all labor, equipment and materials to replace and maintain all permanent pavement in driveways and sidewalks removed or damaged by pipeline construction and appurtenant work as shown on the Plans, specified, and directed by the Engineer.

Permanent pavement driveway and sidewalk surface replacement shall conform to the requirements of the Workmanship and Materials section headed "Restoration of Street Pavements."

The work includes all excavation, filling, shaping, grading, base material, paved surfaces, lawn replacement incidental to driveway replacement, curbing and other appurtenant work complete in place.

The quantity of Permanent Driveway and Sidewalk Replacement to be measured for payment will be the actual area of permanent driveway surface placed in the work within payment limits for surface restoration shown on the Plans.

Payment limits for Permanent Driveway and Sidewalk Replacement along pipelines shall include removal and replacement of driveway surface incidental to construction of manholes and structures. All driveway surface removed or damaged and requiring replacement outside payment limits will not be measured for payment and shall be replaced by the Contractor at his own expense.

Where existing driveway or sidewalk surface is a nonpermanent type consisting of shell, gravel, limerock, crushed stone, or other similar materials, no payment will be allowed for replacement of permanent driveway pavement surface. Replacement of surface for such nonpermanent driveway surfaces will be included in the various classified unit price Contract Items for pipelines, and no separate payment shall be made therefor.

Payment for Permanent Driveway and Sidewalk Replacement will be made at the Contract Item Unit Price per square yard of driveway replaced.

CONTRACT ITEM 8400 SERIES - PERMANENT CURB AND GUTTER REPLACEMENT

The Contractor shall furnish all labor, equipment and materials to replace and maintain all permanent concrete, bituminous, and granite curb or gutter, or curb and gutter removed or damaged by pipeline construction and appurtenant work as shown on the drawings, specified and directed by the Engineer.

Permanent curb, gutter, or curb and gutter replacement shall conform to the requirements of the Workmanship and Materials section headed "Restoration of Street Pavements."

The work includes all excavation, filling, shaping, grading, base material, lawn replacement incidental to curb, gutter, or curb and gutter replacement, and other appurtenant work complete in place.

The length of Permanent Curb and Gutter Replacement to be measured for payment will be the actual length of permanent curb, gutter, or curb and gutter placed in the work within payment limits for surface restoration shown on the Plans or ordered by the Engineer.

Payment limits for permanent curb and gutter replacement along pipelines shall include removal and replacement of curbing incidental to construction of manholes and structures. All curb, gutter, or curb and gutter removed or damaged and requiring replacement outside payment limits will not be measured for payment and shall be replaced by the Contractor at his own expense.

Payment of Permanent Curb and Gutter Replacement will be made at the Contract Item Unit Price per linear foot of permanent curb and gutter replaced.

CONTRACT ITEM 8900 SERIES - LAWN REPLACEMENT

The Contractor shall furnish all labor, materials, equipment and services to replace and maintain all lawn areas removed or damaged by pipeline construction and appurtenant work as shown on the Plans, specified, and directed by the Engineer.

Lawn replacement by grassing with seeding (8901), Argentine Bahia sodding (8902), St. Augustine sodding (8903), and/or Bermuda sodding (8904) shall conform to the requirements of the Workmanship and Materials section headed "Lawn Replacement."

Lawn replacement along pipelines, sidewalks, curb and gutters, edge of pavements, house laterals, and around manholes and structures will be included for payment under this Contract Item.

The quantity of lawn area, in square yards, to be measured for payment will be the actual area of seeded or Bahia/St. Augustine/Bermuda sodded areas, within the payment limits for surface restoration shown on the Plans.

Payment limits for lawn replacement along pipelines shall include removal and replacement of lawn area incidental to construction of manholes and structures. All lawn area removed or damaged and requiring replacement outside payment limits will not be measured for payment; however, the type of replacement shall be determined as specified above and shall be replaced by the Contractor at his own expense.

Payment for Lawn Replacement will be made at the appropriate Contract Item Unit Prices per square yard of lawn replacement.

CONTRACT ITEM 9100 SERIES – LINE STOP, HOT TAP WITH TAPPING VALVE, AND TEMPORARY BYPASS PIPING

The Contractor shall furnish all labor, equipment and materials required to install the Line stop and Hot tap connection with tapping valve into existing force mains as shown on the Plans, specified, and directed by the Engineer.

The work includes all excavation, dewatering, installation of the line stop system, hot tap with tapping valve, concrete encasement, temporary bypass piping, restraints for every fitting/joint, concrete thrust collar, removal and disposal of rubble and excess material, sealing the voids around the pipe, backfilling, compacting and all other work incidental to installation of line stop and hot tap. The work also includes installing all HDPE fusing, fittings, restraints and blind flanges as specified or as required to assemble, test, maintain, and close, dispose of the bypass system upon completion of bypass operation

Payment for Line Stop and Hot Tap with tapping valve will be made at the appropriate Contract Item Unit Price.

Payment for the Temporary Bypass Piping will be made at the appropriate Contract Item Unit Price per linear foot.

CONTRACT ITEMS 9400 SERIES – MILL EXISTING ASPHALT PAVEMENT

The Contractor shall furnish all labor, equipment and materials to mill existing asphalt pavement as shown on the Plans, specified, and directed by the Engineer.

The workmanship and method shall be as described in the latest FDOT Standard Specifications for Road and Bridge Construction book, Section 327, Milling of Existing Asphalt Pavements.

The quantity of mill Existing Asphalt Pavement to be measured for payment will be the actual area of asphalt pavement milled, shown in the Plans or as specified and ordered by the Engineer.

Payment for Mill Existing Asphalt Pavement will be made at the Contract Item Unit Price per inch per square yard of asphalt pavement milled.

* * *



Page 1 of 2 –DMI Payment
City of Tampa – DMI Sub-(Contractors/Consultants/Suppliers) Payments
(FORM MBD-30)

[] Partial [] Final

Contract No.: _____ WO#, (if any): _____ Contract Name: _____

Contractor Name: _____ Address: _____

Federal ID: _____ Phone: _____ Fax: _____ Email: _____

GC Pay Period: _____ Payment Request/Invoice Number: _____ City Department: _____

Total Amount Requested for pay period: \$ _____ Total Contract Amount (including change orders): \$ _____

Type of Ownership - (F=Female M=Male), BF BM = African Am., HF HM = Hispanic Am., AF AM = Asian Am., NF NM = Native Am., CF CM = Caucasian S = SLBE

Type	Trade/Work Activity	Federal ID	Total Sub Contract Or PO Amount	Amount Paid To Date	Amount To Be Paid For This Period
[] Sub [] Supplier				Amount Pending Previously Reported	Sub Pay Period Ending Date
				\$	\$
				\$	\$
				\$	\$
				\$	\$
				\$	\$
				\$	\$

(Modifying This Form or Failure to Complete and Sign May Result in Non-Compliance)

Certification: I hereby certify that the above information is a true and accurate account of payments to sub – contractors/consultants on this contract.

Signed: _____ Name/Title: _____ Date: _____



Page 2 of 2 – DMI Payment

Instructions for completing The DMI Sub-(Contractors/Consultants/ Suppliers) Payment Form (Form MBD-30)

This form must be submitted with all invoicing or payment requests where there has been subcontracting rendered for the pay period. If applicable, after payment has been made to the subcontractor, “Waiver and Release of Lien upon Progress Payment”, “Affidavit of Contractor in Connection with Final Payment”, or an affidavit of payment must be submitted with the amount paid for the pay period. The following will detail what data is required for this form. The instructions that follow correspond to the headings on the form required to be completed. **(Modifying or omitted information from this form my result in non-compliance).**

- **Contract No.** This is the number assigned by the City of Tampa for the bid or proposal.
- **W.O.#** If the report covers a work order number (W.O.#) for the contract, please indicate it in that space.
- **Contract Name.** This is the name of the contract assigned by the City of Tampa for the bid or proposal.
- **Contractor Name.** The name of your business.
- **Address.** The physical address of your business.
- **Federal ID.** A number assigned to a business for tax reporting purposes.
- **Phone.** Telephone number to contact business.
- **Fax.** Fax number for business.
- **Email.** Provide email address for electronic correspondence.
- **Pay Period.** Provide start and finish dates for pay period. (e.g. 05/01/13 – 05/31/13)
- **Payment Request/Invoice Number.** Provide sequence number for payment requests. (ex. Payment one, write 1 in space, payment three, write 3 in space provided.)
- **City Department.** The City of Tampa department to which the contract pertains.
- **Total Amount Requested for pay period.** Provide all dollars you are expecting to receive for the pay period.
- **Total Contract Amount (including change orders).** Provide expected total contract amount. This includes any change orders that may increase or decrease the original contract amount.
- **Signed/Name/Title/Date.** This is your certification that the information provided on the form is accurate.
- **See attached documents.** Check if you have provided any additional documentation relating to the payment data. Located at the bottom middle of the form.
- **Partial Payment.** Check if the payment period is a partial payment, not a final payment. Located at the top right of the form.
- **Final Payment.** Check if this period is the final payment period. Located at the top right of the form.

The following instructions are for information of any and all subcontractors used for the pay period.

- **(Type) of Ownership.** Indicate the Ethnicity and Gender of the owner of the subcontracting business or SLBE.
- **Trade/Work Activity.** Indicate the trade, service, or material provided by the subcontractor.
- **SubContractor/SubConsultant/Supplier.** Please indicate status of firm on this contract.
- **Federal ID.** A number assigned to a business for tax reporting purposes. This information is critical in proper identification of the subcontractor.
- **Company Name, Address, Phone & Fax.** Provide company information for verification of payments.
- **Total Subcontract Amount.** Provide total amount of subcontract for subcontractor including change orders.
- **Amount Paid To Date.** Indicate all dollars paid to date for the subcontractor.
- **Amount Pending, Previously Reported.** Indicate any amount previously reported that payments are pending.
- **Amount To Be Paid for this Period.** Provide dollar amount of dollars requested for the pay period.
- **Sub Pay Period Ending Date.** Provide date for which subcontractor invoiced performed work.

Forms must be signed and dated or will be considered incomplete. The company authorized representative must sign and certify the information is true and accurate. Failure to sign this document or return the document unsigned can be cause for determining a company is in non-compliance of Ordinance 2008-89.

If any additional information is required or you have any questions, you may call the Minority Business Development Office at (813) 274-5522.

0 1 2 3 4 5 6 7 8

Sign Information

Building a Better Tampa

**David L. Tippin Water Treatment Facility
Caustic Soda Piping Improvements**

Project provides for Improvements at the David L. Tippin Water Treatment Facility to Improve the reliability and safety of the Sodium Hydroxide System of the water distribution system within the facility.

\$TBD investment
Scheduled for completion in TBD 2014

TBD

Colors

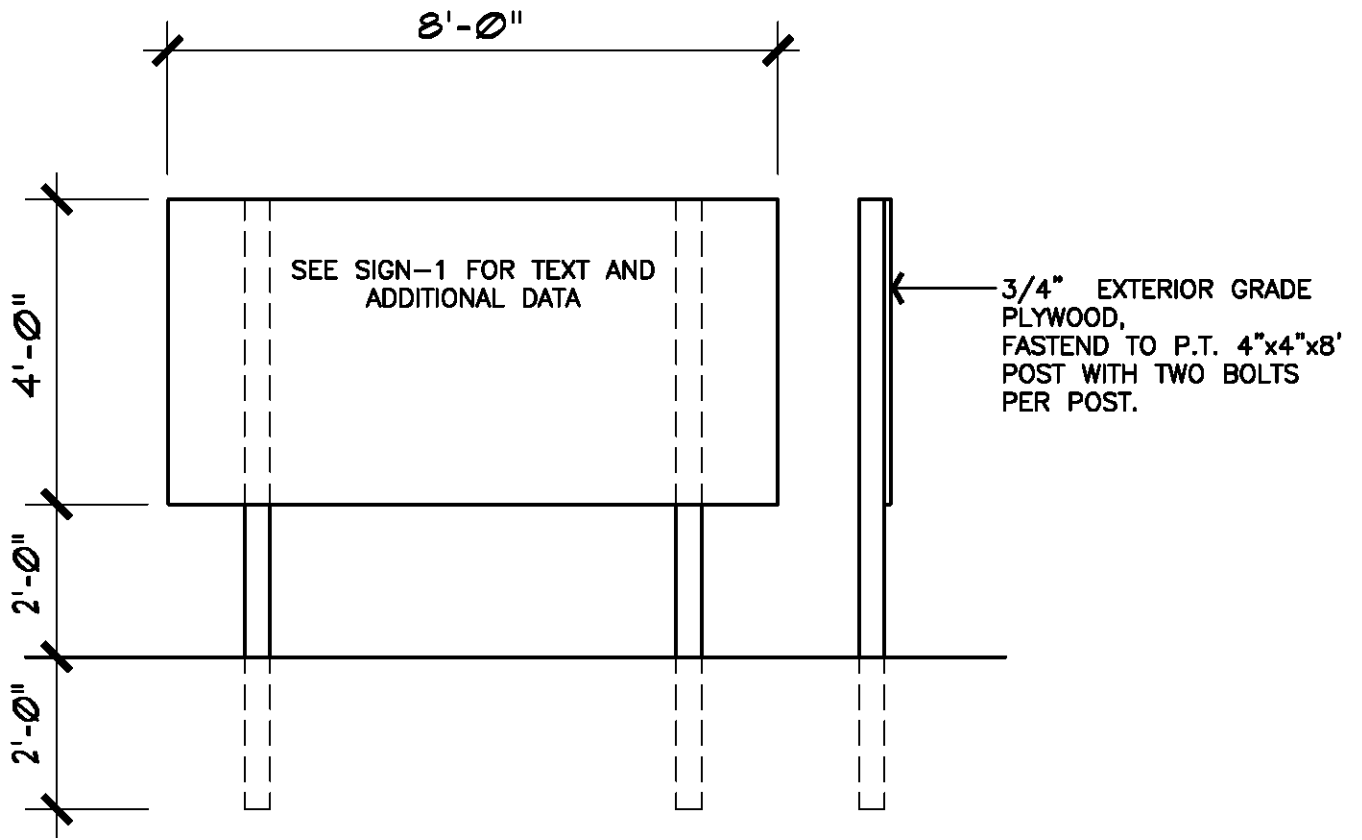
Blue: Sherwin Williams Naval SW6244
Green: Sherwin Williams Center Stage SW 6920
White: Sherwin Williams Pure White SW7005

Font

Franklin Gothic

SIGN EXAMPLE ONLY GRAPHIC TO BE DEVELOPED BY CONTRACTOR

not to scale



SPECIFICATIONS

WORKMANSHIP AND MATERIALS

SECTION 1 - EXCAVATION - EARTH AND ROCK

W-1.01 General

Opencut excavations shall be made to the widths and depths necessary for constructing all structures, pipelines and other conduits included in the Contract, according to the Plans, and includes the excavation of any material which, in the opinion of the Engineer, is desirable to be excavated for any purpose pertinent to the construction of the work. Banks more than 5 feet high, where a danger of slides or cave-ins exist, shall be shored or sloped to the angle of repose.

Where excavations are to be made below groundwater, the Contractor shall submit to the Engineer for approval, in detail, his proposed method for control of groundwater, including a description of the equipment he plans to use and the arrangement of such equipment. No such excavation shall be started until approval of the Engineer has been obtained. Dewatering work shall be included in the Contract Items for pipelines, box culverts, inlets, manholes and other structures, and pumping stations, and no separate payment will be made therefor.

W-1.02 Clearing

The site of all opencut excavations shall first be cleared of obstructions preparatory to excavation. This includes the removal and disposal of vegetation, trees, stumps, roots and bushes, except as specified under the subsection headed "Trench Excavation."

W-1.03 Authorized Additional Excavation

In case the materials encountered at the elevations shown are not suitable, or in case it is found desirable or necessary to go to an additional depth, or to an additional depth and width, the excavation shall be carried to such additional depth and width as the Engineer may direct in writing. The Contractor shall refill such excavated space with either Class D concrete, or select sand or crushed stone fill material, as ordered. Where necessary, fill materials shall be compacted to avoid future settlement. Additional earth excavations so ordered and concrete, or selected sand or crushed stone fill material ordered for filling such additional excavation and compaction of select sand or crushed stone fill material will be paid for under the appropriate Contract Items or where no such items exist, as extra work as specified in Article 7 of the Agreement.

W-1.04 Unauthorized Excavation

Wherever the excavation is carried beyond or below the lines and grades shown or given by the Engineer, except as specified in the subsection headed "Authorized Additional Excavation," all such excavated space shall be refilled with such material and in such manner as may be directed in order to ensure the stability of the various structures. Spaces beneath all manholes, structures or pipelines excavated without authority shall be refilled by the Contractor at his own expense, with Class D concrete, or select sand or crushed stone fill material, and properly compacted, as ordered by the Engineer, and no separate payment will be made therefor.

W-1.05 Segregation and Disposal of Material

Topsoil suitable for final grading and landscaping and excavated material suitable for backfilling or embankments shall be stockpiled separately on the site in locations approved by the Engineer. Excavated and other material shall not be stored nearer than 4 feet from the edge of any excavation and shall be so stored and retained as to prevent its falling or sliding back into the excavation. Surplus excavated material and excavated material unsuitable for backfilling or embankments shall become the property of the Contractor and shall be transported, as approved by the Engineer, away from the site of the work to the Contractor's own place of disposal.

W-1.06 Shoring and Sheeting

All excavations shall be properly shored, sheeted, and braced or cut back at the proper slope to furnish safe working conditions, to prevent shifting of material, to prevent damage to structures or other work, and to avoid delay to the work, all in compliance with the U. S. Department of Labor Safety and Health Regulations for Construction promulgated under the Occupational Safety and Health Act of 1970 (PL 91-596) and under Section 107 of the Contract Work Hours and Safety Standards Act (PL 91-54). The minimum shoring, sheeting and bracing for trench excavations shall meet the general trenching requirements of the safety and health regulations. Before starting excavation for jacking pits and structures, the Contractor shall submit complete design calculations and working drawings of proposed sheeting and bracing arrangements which have been prepared, signed and sealed by a Professional Engineer registered in the State of Florida. Bracing shall be so arranged as not to place any strain on portions of completed work until the general construction has proceeded far enough, in the opinion of the Engineer, to provide ample strength. If the Engineer is of the opinion that at any point the sheeting or supports furnished are inadequate or unsuited for the purpose, he may order additional sheeting or supports to be installed. Whether or not such orders are issued, the sole responsibility for the design, methods of installation, and adequacy of the sheeting and supports shall be and shall remain that of the Contractor.

Tight sheeting shall be used in that portion of the excavation in City collector and arterial streets and in State and County highways below the intersection of a 1 on 1 slope line from the edge of the existing pavement to the nearest face of the excavation.

In general, sheeting for pipelines shall not be driven below the elevation of the top of the pipe. If it is necessary to drive the sheeting below that elevation in order to obtain a dry trench or satisfactory working conditions, the sheeting shall be cut off at the top of the pipe and left in place below the top of the pipe at no additional cost.

The sheeting and bracing shall be removed as the excavation is refilled in such a manner as to avoid the caving in of the bank or disturbance to adjacent areas or structures except as otherwise shown or directed. Voids left by the withdrawal of the sheeting shall be carefully filled by ramming or otherwise as directed.

Permission of the Engineer shall be obtained before the removal of any shoring, sheeting, or bracing. Such permission by the Engineer shall not relieve the Contractor from the responsibility for injury or to other property or persons from failure to leave such sheeting and bracing in place.

W-1.07 Sheeting Left in Place

The Engineer may order, in writing, any or all sheeting or bracing to be left in place for the purpose of preventing injury to the structures or to other property or to persons, whether such sheeting or bracing was shown on the Plans or placed at his direction or otherwise. If left in place, such sheeting shall be cut off at the elevation ordered, but, in general, such cutoffs shall be at least 18 inches below the final ground surface. Bracing remaining in place shall be driven up tight.

The right of the Engineer to order sheeting and bracing left in place shall not be construed as creating any obligation on his part to issue such orders.

Sheeting and bracing left in place, by written order of the Engineer, will be paid for under the appropriate Contract Item if included in the Proposal or otherwise by provisions of extra work as specified in Section 7 of the Agreement.

W-1.08 Removal of Water

At all times during the excavation period and until completion and acceptance of the work at final inspection, ample means and equipment shall be provided with which to remove promptly and dispose of properly all water entering any excavation or other parts of the work. The excavation shall be kept dry. No water shall be allowed to rise over or come in contact with masonry and concrete until the concrete and mortar have attained a set satisfactory to the Engineer and, in any event, not sooner than 12 hours after placing the masonry or concrete. Water pumped or drained from the work hereunder shall be disposed of in a safe and suitable manner without damage to adjacent property or streets or to other work under construction. Water shall not be discharged onto streets without adequate protection of the surface at the point of discharge. No water shall be discharged into sanitary sewers. No water containing settleable solids shall be discharged into storm sewers. Any and all damage caused by dewatering the work shall be promptly repaired by the Contractor.

W-1.09 Structure Excavation

Excavations shall be of sufficient size and only of sufficient size to permit the work to be economically and properly constructed in the manner and of the size specified. The bottom of the excavation in earth and rock shall have the shape and dimensions of the underside of the structure wherever the nature of the ground will permit.

W-1.10 Trench Excavation

Before starting trench excavation, all obstructions which are to be removed or relocated shall be cleared away. Trees, shrubs, poles, and other structures which are to be preserved shall be properly braced and protected. All trees and large shrubs shall be preserved with damage to the root structure held to a minimum, unless otherwise shown or specified. Small shrubs may be preserved or replaced with equivalent specimens.

The width of trenches shall be such as to provide adequate space for workmen to place, joint, and backfill the pipe properly, but shall be kept to a minimum. Unless otherwise approved by the Engineer, the clear width of the trench at the level of the top of the pipe shall not exceed the sum of the outside diameter of the pipe barrel plus 24 inches.

In sheeted trenches, the clear width of the trench at the level of the top of the pipe shall be measured to the inside of the sheeting.

Should the Contractor exceed the maximum trench widths specified above, without written approval of the Engineer, he may be required to provide, at his own expense, concrete cradle or encasement for the pipe as directed by the Engineer, and no separate payment will be made therefor.

The Contractor shall excavate trenches to the respective depths, below the bottom of the pipe, for the various classes of pipe bedding shown on the Plans so that pipe bedding material can be placed in the bottom of the trench and shaped to provide a continuous, firm bearing for the pipe barrel and bells.

If unstable material is exposed at the level of the bottom of the trench excavation, it shall be excavated in accordance with the subsection headed "Authorized Additional Excavation." When in the judgement of the Engineer the unstable material extends to an excessive depth, he may advise the Contractor in writing to stabilize the trench bottom with a crushed stone, sand mat or gravel mat to ensure firm support for the pipe by other suitable methods. Payment for such trench stabilization will be made under the appropriate Contract Items or where no such items exist, as extra work as specified in Section 7 of the Agreement.

The open excavated trench preceding the pipe laying operation and the unfilled trench with pipe in place shall be kept to a minimum length causing the least disturbance to traffic and use of adjacent property. Ladders shall be provided and so located as to provide means of exit from the trench without more than 25 feet of lateral travel.

W-1.11 Rock Excavation

The term "rock" as used herein shall include all materials which have compressive strengths in excess of 300 psi in their natural undisturbed state and which, in the opinion of the Engineer, require drilling and blasting, wedging, sledging, barring or breaking with power tools not otherwise required for normal excavating.

Rock shall be excavated, within the boundary lines and grades as shown on the Plans, specified, or given by the Engineer. Rock removed from the excavation shall become the property of the Contractor and shall be removed by him away from the site of the work to his own place of disposal, and no separate payment will be made therefor.

All shattered rock and loose pieces shall be removed.

For trench excavation in which pipelines or other conduits are to be placed, the rock shall be excavated to a minimum depth of 6 inches below the bottom of the pipe and the excavated space refilled with pipe bedding material. Placing, compacting, and shaping pipe bedding material shall be included in the various classified unit price Contract Items for pipelines, and no separate payment will be made therefor.

For manhole excavation, the rock shall be excavated to a minimum depth of 8 inches below the bottom of the manhole base for pipelines 24 inches in diameter and larger, and 6 inches below the bottom manhole base for pipelines less than 24 inches in diameter and the excavated space refilled with crushed stone. Placing, compacting, and shaping crushed stone for manhole bases shall be included in the appropriate Contract Items for manhole bases, and no separate payment will be made therefor.

For cast-in-place structures, the rock shall be excavated only to the bottom of the structure or foundation slab.

Excavated space in rock below structures, pipelines, and manholes which exceeds the depths specified above shall be refilled with Class D concrete, crushed stone, or other material as directed by the Engineer. Refilling of over-excavated rock in rock shall be included as part of the rock excavation, and no separate payment will be made therefor.

Where applicable, the requirements of the subsections on "Trench Excavation" and "Structure Excavation" shall be followed.

Blasting may be performed only when approved by the Engineer and authorized by the Agency having jurisdiction over the subject location and in accordance with all laws, ordinances, and regulations of the Agency.

W-1.12 Excavation for Jacking and Augering

Excavation for jacking or augering shall meet the requirements of the Workmanship and Materials section headed "Jacking and Augering."

* * *

SECTION 2 - BACKFILLING

W-2.01 General

All excavation shall be backfilled to the original surface of the ground or to such other grades as may be shown or directed. For areas to be covered by topsoil, backfill shall be left 4 inches below the finished grade or as shown on the Plans. The time elapsing before backfilling is begun shall be subject to the approval of the Engineer. In all backfilling, all compressible and destructible rubbish and refuse which might cause later settlement and all lumber and braces shall be removed from the excavated space before backfilling is started, except that sheeting and bracing shall be left in place or removed as the work progresses.

Construction equipment used to backfill against and over cast-in-place concrete structures shall not be permitted to travel over these structures until the designated concrete strength has been obtained as verified by concrete test cylinders. In special cases where conditions warrant, as determined by the Engineer, the above restriction may be modified if the concrete has gained sufficient strength, as determined from test cylinders, to satisfy design requirements for the removal of forms and the application of load.

W-2.02 Unsuitable Backfill Material

Before backfilling around structures, all rubbish shall be removed from behind the walls.

When the excavated material contains garbage, cinders, glass, tin cans, wood, or other trash or objectionable organic material, as determined by the Engineer, it shall not be used for backfill but shall be disposed of by the Contractor away from the site of the work to his own place of disposal. The unsuitable materials shall be replaced with backfill material which shall be sand, clay, gravel, sandy loam, or other excavated material free of objectionable organic matter, as approved by the Engineer.

W-2.03 Select Fill Material - General

Select fill material shall be used for pipe bedding, manhole bedding, trench and structure backfill, and other purposes as shown on the Plans, specified, and ordered in writing by the Engineer.

Select fill material shall be sand, conforming to the requirements of the subsections headed "Select Fill Material - Sand" or crushed stone or limestone screenings, conforming to the requirements of the subsection headed "Select Fill Material - Crushed Stone."

W-2.04 Select Fill Material - Sand

Sand used for pipe bedding or as select fill material for trench or structure backfill shall consist of job excavated sand or imported sand which can be readily and thoroughly compacted. Sand shall be reasonably well graded and shall fall within the following gradation limits:

Passing No. 4 sieve - 95 percent (minimum)
Passing No. 200 sieve - 10 percent (maximum)

Sand containing more than 10 percent of material passing the No. 200 sieve or sand which, in the opinion of the Engineer, would have a tendency to flow under pressure when wet will not be acceptable for use as pipe bedding or select fill material for trench or structure backfill

Sand shall not be used for bedding for manholes or other structures.

W-2.05 Select Fill Material - Crushed Stone

Crushed stone used for pipe bedding, manhole base bedding, or as select fill material for trench or structure backfill shall consist of clean, durable rock, angular in shape, which can be readily and thoroughly compacted. Crushed stone shall be reasonably well graded and shall be no greater than a No. 57 stone.

W-2.06 Pipe and Structure Bedding

All pipelines shall be bedded in well graded, compacted select fill material. Select fill material shall be sand, conforming to the subsection headed "Select Fill Material - Sand" and/or crushed stone, conforming to the subsection headed "Select Fill Material - Crushed Stone," as shown on the Plans, specified or ordered in writing by the Engineer. Pipe bedding shall be constructed in accordance with the details shown on the Plans.

When shown on the Plans or ordered in writing by the Engineer, pipelines (except PVC) shall be laid in Class D concrete cradle or encasement.

Precast concrete manhole bases shall be bedded on No. 57 stone, conforming to the subsection headed "Select Fill Material - Crushed Stone," as shown on the Plans.

Cast-in-place manhole bases and other foundations for structures shall be cast against undisturbed earth in clean and dry excavations.

Existing underground structures, tunnels, conduits and pipes crossing the excavation shall be bedded with compacted select fill material. Bedding material shall be placed under and around each existing underground structure, tunnel, conduit or pipe and shall extend underneath and on each side to a distance equal to the depth of the trench below the structure, tunnel, conduit or pipe.

W-2.07 Bedding Placement for Pipelines

Select fill material, used as pipe bedding, shall be placed by hand, in uniform layers not greater than 6 inches in loose thickness and thoroughly compacted in place. Select fill material pipe bedding shall extend to one foot over the top of the pipe.

Each layer of select fill shall be thoroughly tamped and compacted in place by hand or with suitable mechanical or pneumatic tools to a dry density not less than 95 percent of the maximum dry density as determined by AASHTO Des: T-180. No large stone fragments shall be placed in the pipe bedding nor closer than two feet to any point on any pipe.

W-2.08 Bedding Placement for Precast Concrete Manholes

No. 57 stone used for bedding beneath precast manhole bases shall be placed in uniform layers not greater than 6 inches in loose thickness and thoroughly compacted in place with suitable mechanical or pneumatic tools.

W-2.09 Structure Backfill

Backfill around manholes, risers, and structures shall be suitable job excavated material, selected fill material, or other material approved by the Engineer. Such backfill shall extend from the bottom of the excavation or top of structure bedding to the bottom of pavement base course, subgrade for lawn replacement, the top of the existing ground surface, or to such other grades as may be shown or given by the Engineer.

The backfill shall be placed in uniform layers not greater than 18 inches in loose thickness and thoroughly compacted in place with suitable mechanical or pneumatic tools to a dry density of not less than 98 percent of the maximum dry density as determined by AASHTO Des: T-180.

W-2.10 Trench Backfill

Trenches shall be backfilled from 1 foot over the top of the pipe to the bottom of pavement base course, subgrade for lawn replacement, to the top of the existing ground surface or to such other grades as may be shown or given by the Engineer. Trench backfill shall be select fill material, suitable job excavated material or other material, as approved by the Engineer.

Except under pavements and railroad tracks, trench backfill shall be placed in uniform layers not greater than 18 inches in loose thickness and thoroughly compacted in place using heavy-duty tampers such as pneumatic jackhammers with tamping foot attachment or vibrating rollers if required. Each layer shall be compacted to a dry density of not less than 95 percent of the maximum dry density as determined by AASHTO Des: T-180.

Where railroad tracks or pavements and appurtenances for streets or highways are to be placed over trenches, the trench backfill shall be placed in uniform layers not greater than 12 inches in loose thickness and thoroughly compacted in place with equipment as specified above. Each layer shall be compacted to a dry density of not less than 98 percent of the maximum dry density as determined by AASHTO Des: T-180. On City of Tampa streets, each layer shall be compacted as specified above to the bottom of the subbase which is defined as 10 inches below the bottom of the base course. The subbase shall be compacted to 98 percent of modified proctor.

Trench backfilling work shall be done in a manner to prevent dropping of material directly on top of any conduit or pipe through any great vertical distance. In no case shall backfilling material from a bucket be allowed to fall directly on a structure or pipe and in all cases, the bucket shall be lowered so that the shock of falling earth will not cause damage.

Lumps shall be broken up and if there are any stones, pieces of crushed rock or lumps which cannot be readily broken up, they shall be distributed throughout the mass so that all interstices are solidly filled with fine material.

W-2.11 Backfill for Short Tunnel

Where pipelines are placed in short tunnels, the annular space between the outside of the pipe wall and the tunnel wall shall be completely filled with select fill material or suitable excavated material. Pipelines in short tunnels shall be suitably supported, to permit placing backfill which shall be suitably tamped in place.

W-2.12 Finish Grading

Finish grading shall be performed to meet the existing contour elevations and grades shown on the Plans or given by the Engineer and shall be made to blend into adjacent natural ground surfaces. All finished surfaces shall be left smooth and free to drain.

Grading outside of pipelines or structure lines shall be performed in such a manner as to prevent accumulation of water within the area. Where necessary or where shown on the Drawings, finish grading shall be extended to ensure that water will be carried to drainage ditches, and the construction area left smooth and free from depressions holding water.

W-2.13 Responsibility for After Settlement

Any depression which may develop in backfilled areas from settlement within one year after the work is fully completed and accepted shall be the responsibility of the Contractor. The Contractor shall, at his own expense, provide as needed additional backfill material, pavement base replacement, permanent pavement sidewalk curb and driveway repair or replacement, and lawn replacement and shall perform the necessary reconditioning and restoration work to bring such depressed areas to proper grade as approved by the Engineer.

W-2.14 Inspection and Testing of Backfilling

All backfill shall be subject to test by the City with the assistance of the Contractor. Testing for projects located at the Howard F. Curren Treatment Plant or projects related to pumping station rehabilitations shall be tested by an approved third party lab at the expense of the Contractor.

* * *

SECTION 3 - TIMBER AND LUMBER

W-3.01 General

Timber and lumber used for structural purposes shall be graded in accordance with ASTM Des: D 245 and shall be fabricated, erected, and installed in accordance with the recommendations of the National Design Specifications for Wood Construction of the National Lumber Manufacturers' Association. Lumber for other uses shall be of the kind and grade shown on the Plans or specified under other section of these Specifications.

W-3.02 Structural Lumber

Structural lumber shall be of the following species and minimum grades unless otherwise shown on the Plans or specified.

<u>Species</u>	<u>Grade</u>	<u>Standard</u>
Southern Pine 2" and up	Number 1 Dense KD	Southern Pine Inspection Bureau

Lumber shall meet the requirements of the above grades throughout the entire length of each piece. Defects prohibited in the middle third of length will not be permitted in the balance of the piece.

W-3.03 Untreated

Timber and lumber for shoring and bracing shall be new merchantable pine, Douglas fir, or spruce, unless otherwise shown or specified. Timber and lumber for decking and supports shall be suitable hard yellow pine. No secondhand timber or lumber shall be used where strength or appearance are important considerations.

W-3.04 Treated Timber and Lumber

Treated timber and lumber shall be treated with Grade 1 coal-tar wood preserving oil by the empty cell process in conformance with the requirements of the American Wood Preservers Association Standard C2.

W-3.05 Plywood

All structural plywood used for roofing shall be exterior type and shall conform to standards as outlined in the Southern Building Code latest revision.

W-3.06 Workmanship

All timber and lumber shall be carefully handled to avoid splitting or damage to the surfaces and edges and shall be stored in piles at least one foot above dry ground and piled in such a manner as to shed water and prevent distortion and warping. Untreated lumber shall be open-stacked; treated lumber shall be close-stacked. Lumber piles shall be protected from the weather.

All timber and lumber shall be cut and framed true and exact to a close fit in such a manner that the joints will have an even bearing over the entire contact surfaces. Unless otherwise specified, nails and spikes shall be driven just sufficiently to set the heads flush with the surface of the wood. Deep or frequent hammer marks in surfaces and edges of timbers will not be allowed.

As far as practicable, all cutting and boring of treated timber shall be done before treatment and no temporary bolting, spiking, or nailing of treated lumber will be permitted.

* * *

SECTION 4 – CONCRETE AND CONCRETE MATERIALS

W-4.01 General

This section covers concrete materials and performance requirements for wastewater structures.

W-4.02 Cement

Cement shall be from a source approved by the Engineer before the cement is ordered. Domestic manufacturers of cement shall furnish to the Engineer notarized Certificates of Manufacture as evidence that the cement conforms to the requirements of the Specifications. These certificates shall include mill test reports on the cement. Suppliers of foreign cements shall furnish to the Engineer test data from a testing laboratory approved by the Engineer to show conformance with all applicable requirements of ASTM Des: C 150. Samples for testing shall be taken in accordance with ASTM Des: C 183. The cost of tests on foreign cement shall be considered as part of the cost of the work and shall be included under the appropriate Contract items. No separate payment for such testing will be made. Cement shall be either air-entraining portland cement or standard portland cement, except as otherwise specified. If standard portland cement is used, an air-entraining agent meeting the requirements of ASTM Des: C 260 shall be added to the concrete at the time of mixing in an amount sufficient to produce from 4 to 6 percent entrained air in the concrete for plastic mixes having a slump of 2 to 4 inches. Standard portland cement shall meet the requirements of ASTM Des: C 150, Type I or Type II, and air-entraining cement shall meet the requirements of ASTM Des: C 150, Type IA or Type IIA.

W-4.03 High-Early Strength Cement

In case high-early strength cement is used in any special part of the work, it shall be true portland cement with no chemicals or other substances added to expedite hardening and shall be of a brand approved by the Engineer. The cement shall meet the requirements of ASTM Des: C 150 Type III or Type IIIa. High-early strength cement shall be used only with the approval of the Engineer.

W-4.04 Fine Aggregate

Fine aggregate shall be natural sand, washed clean, having hard, strong, sharp, durable, uncoated grains; and shall be free from injurious amounts of dust, lumps, soft or flaky particles, mica, shale, alkali, organic matter, loam, or other deleterious substances. Fine aggregate shall conform to the requirements of Section 902 of the Florida Department of Transportation Standard Specifications for Road and Bridge Construction.

W-4.05 Coarse Aggregate

Coarse aggregate shall consist of gravel or broken stone composed of strong, hard, durable, uncoated pebbles or rock fragments, washed clean and free from injurious amounts of shale, coal, clay, lumps, soft fragments, dirt, glass, and organic and other deleterious substances. It shall conform to ASTM Des: C 33. The size shall be No. 57, as specified in Table II of ASTM Des: C 33.

W-4.06 Admixtures

The use of admixtures will be permitted but must be approved by the Engineer. Set retarders shall be Pozzolite 100-XR as manufactured by BASF, Cleveland, Ohio, or Plastiment as made by Sika Chemical Corporation, Lakewood, OH, or equal. Retarding admixtures shall be used in strict accordance with the manufacturer's directions and the manufacturer shall make available, at no cost upon 72 hours notification, the services of a qualified full time field representative to assure proper use of the admixture.

Set retarding admixtures shall be used only with the approval of the Engineer. The amount of set retarder added shall be sufficient to keep the concrete workable during the period of placement and finishing.

W-4.07 Water

Water used in mixing concrete shall be clean and shall not contain deleterious amounts of acids, alkalis, or organic materials. All water shall be furnished from sources approved by the Engineer.

W-4.08 Fly Ash

Fly ash shall be a local product with cementitious properties, conforming to the requirements of ASTM C 618, Class C or F, with the following exceptions:

Loss on ignition	- 5% maximum
Sulfur trioxide	- 4% maximum

Fly ash shall have a uniform light color, and shall be from a source approved by the Engineer.

Fly ash shall be stored at the concrete mixing plant separate from the cement, in accordance with the requirements specified for storage of cement. Cement and fly ash shall not be intermixed prior to being added to the concrete mix.

W-5.01 Concrete Strength Classes

Concrete shall be divided into two grades, classified according to compressive strength, to be used in the respective places shown on the Plans, called for in the Specifications, or ordered by the Engineer. The classes of concrete mixtures are referred to as Class B, and Class D.

Class B concrete is intended principally for reinforced concrete structures, and shall be used for columns, walls, beams, slabs, equipment pads, precast structures and the like.

Class D concrete is intended principally for low strength concrete, plain or reinforced, used for soil stabilization, filling, and other similar purposes. For large volume, boulders or fragments of rock excavated during construction may be embedded in the concrete to provide added bulk. Care shall be taken in placing the boulders or rock fragments, so that there are no voids in the concrete.

W-5.02 Strength and Proportion

Concrete mixes shall be designed and proportioned to provide the following minimum compressive strengths and the proper workability without exceeding the stipulated maximum quantities of mixing water:

Class	Compressive Strength - psi		<u>Maximum Water</u> Gallons Per Sack
	7-day Test	28-day Test	
B	2,700	4,000	5-1/2
D	1,300	2,000	7-1/4

Concrete, except Class D, shall contain not less than 564 pounds (six standard 94-pound bags) of cement per cubic yard.

W-5.03 Moisture Content of Aggregates

The quantity of free water contained in the aggregate shall be determined from time to time as required by the Engineer, and this quantity shall be deducted from the water added at the mixer, but no change shall be made in the water-cement ratio.

The quantity of water used in each batch shall be the total quantity, including the free moisture contained in the aggregate.

W-5.04 Consistency

Proportions of ingredients shall be varied to secure the desired concrete consistencies when tested in accordance with ASTM Des: C 143, conforming to the following slump requirements:

Concrete Placement	Minimum and Maximum Slump in Inches	
	Class B	Class D
Normal	3 to 4	3 to 5
Pumped	4 to 6	4 to 6

In all cases, the proportions of aggregates for concrete shall be such as to produce mixtures which will work readily into the corners and angles of the forms and around reinforcement, without permitting the segregation of materials or the collection of free water on the surface. The combined aggregates shall be of such composition of sizes that when separated on the No. 4 standard sieve, the weight passing the sieve shall not be less than 30 percent, nor greater than 45 percent of the total, unless otherwise required by the Engineer.

W-5.05 Field Tests

During the progress of the work, a reasonable number of test cylinders shall be made, cured, and stored in accordance with ASTM Des: C 31 and shall be tested in accordance with ASTM Des: C 39. Each test shall consist of three cylinders, one laboratory control cylinder to be tested at 7 days, and one field control cylinder to be tested at 28 days. If the 7-day cylinder is not satisfactory, the third cylinder, a laboratory control cylinder, will be tested at 7 days. Otherwise, the third cylinder will be tested at 28 days.

The Contractor shall furnish all labor, equipment and materials necessary for making concrete test cylinders. Concrete test cylinders must be tested by a materials testing laboratory approved by the Engineer. The Contractor is responsible for all costs associated with testing.

The average strength of all the cylinders shall be equal to or greater than the strengths specified, and at least 90 percent of all the tests shall indicate a strength equal to or greater than the strength specified. In cases where the strength of the test cylinders for any portion of the structure falls below the requirements specified herein, the Engineer may order a change in the mix or water content for the remaining portion of the work, and may require the Contractor to secure test specimens of the hardened concrete represented by these cylinders. The number of test specimens required to be taken shall be the same as the number of test cylinders made for each concrete placement. Specimens shall be secured and tested in accordance with ASTM Des: C 42. If the specimen tests further substantiate that the concrete represented by the cylinders and specimens is below the strength requirements specified herein, the Engineer may order such concrete removed and rebuilt at the expense of the Contractor.

W-5.06 Ready-Mixed Concrete

Ready-mixed concrete shall be mixed and delivered in accordance with the requirements set forth in ASTM Des: C 94, and subject to all provisions herein relative to materials, strength, proportioning, consistency, measurement, and mixing.

The rate of delivery of the mixed concrete shall be such that the interval between placing of successive batches shall not exceed 45 minutes. The elapsed time between the introduction of mixing water to the cement and aggregates and depositing concrete in the work shall not exceed 45 minutes including mixing and agitating time.

W-5.07 Forms - General

Forms shall conform to shape, lines, and dimensions of the member as shown on the Plans. They shall be substantial, properly braced, and tied together so as to maintain position and shape and to resist all pressures to which they may be subjected. Forms shall be sufficiently tight to prevent leakage of mortar. The size and spacing of studs and walers shall be determined by the nature of the work and the height to which concrete is placed. In all cases, walers shall be doubled, and the size of studs and walers used shall not be less than 2 by 6 inches. Joints shall be snug and shall occur at the designated locations only. Horizontal joints shall be level and vertical joints plumb.

The entire inside surfaces of forms shall be oiled with an approved form oil or shall be thoroughly wetted just prior to placing concrete.

The Contractor shall be responsible for the adequacy of all forms and for remedying any defects resulting from their use, notwithstanding inspection and prior approval by the Engineer.

W-5.08 Placing Concrete

Concrete shall be placed only in forms which have been approved by the Engineer and in his presence. Where the procedure is not specifically described herein, the placing of concrete shall be in accordance with the recommendations of ACI Standard 614.

After mixing, concrete shall be transported rapidly to the place of deposit. Concreting operations shall be continuous until the section, panel, or scheduled placement is completed.

Concrete may be conveyed in buckets, buggies, chutes, or other approved means. Apparatus used for conveying concrete shall be flushed thoroughly with water before and after each run. The point of delivery of concrete shall be as close to the work as possible and in no case more than 5 feet from the point of final deposit in the horizontal direction. Rehandling of concrete will not be permitted.

Concrete shall be deposited level in layers not to exceed 18 inches in a manner to prevent segregation of the ingredients.

Wall concrete shall be deposited through heavy duck canvas or galvanized iron chutes equipped with suitable hopper heads. Chutes shall be of variable lengths, so that the free fall of concrete shall not exceed 3 feet.

Freshly laid exposed concrete shall be protected in an approved manner against damage from the elements and unavoidable construction operations.

Special care shall be taken to place the concrete against the forms, particularly in angles and corners, in order to prevent voids, pockets, and rough areas. The concrete shall be rodded and spaded in a manner to work the coarse aggregate away from the forms, whether vibrators are used or not. Every precaution shall be taken to make all concrete masonry solid, compact, watertight, and smooth.

W-5.09 Cold Weather Requirements

When the atmospheric temperature at the work is 40 degrees F or below, or when the U.S. Weather Bureau forecasts such temperatures within 24 hours, the freshly placed concrete shall be protected against freezing.

W-5.10 Hot Weather Requirements

For placement of concrete in hot weather, the recommendations of ACI Standard 305R shall be followed.

W-5.11 Curing

Standard portland cement concrete surfaces normally exposed to the atmosphere shall be protected against excessively rapid drying by curing a minimum period of seven days. When average daily temperatures are above 70 degrees F, similarly exposed high-early strength concrete surfaces shall be cured for a minimum period of three days. When daily average temperatures are below 70 degrees F, the curing period for all concrete shall be extended as directed by the Engineer. The curing period shall commence immediately following the placing of the concrete. Curing shall be accomplished by a method approved by the Engineer. Should there be any delay in the application of the method of curing used, the concrete shall be covered with moistened burlap or kept wet by sprinkling.

W-5.12 Grout and Mortar

Grout for grouting around tunnel linings and for other locations as specified or directed shall be mixed in the proportions of one (1) part portland cement to one (1) part of sand by volume.

Non-shrink grout shall be a pre-blended mixture of a non-shrinking agent and shall be Embeco 636 as manufactured by the Master Builders Company, Cleveland, Ohio, or Propak as manufactured by Protex Industries, Denver, Colorado, or equal.

Lean grout for backfilling the space surrounding the sewer sections in tunnels or other areas as specified or directed shall be mixed in the proportion of one (1) part portland cement to twelve (12) parts of sand, by volume.

Mortar for brick or concrete block masonry shall be composed of one (1) part Type IIA portland cement to one (1) part of sand, by volume. Sufficient water shall be added to give the proper consistency. The mixture shall be thoroughly worked to produce a uniform mortar with all particles of aggregate well coated.

W-5.13 Water Stops

Water stops shall be installed in construction joints as shown on the Plans or specified. Water stops shall be made of extruded polyvinyl chloride. Reclaimed plastic material shall not be used in the manufacture of the water stops.

The water stop shall be 4 inches wide and not less than 1/8 inch thick at the narrowest point and 3/8-inch thick immediately adjacent to the center of the water stop. The water stop shall have longitudinal ribs with a hollow bulb center pleat. Water stops shall have a Shore A durometer hardness between 65 and 75, a finished tensile strength of not less than 2,000 psi, and a specific gravity of not more than 1.38.

In matters not covered herein, plastic water stops shall meet the requirements of the latest specifications of the Society of the Plastics Industry, Inc. for Polyvinyl Chloride Water Stops.

Field splices for water stops shall be made by heat fusion using a field splicing unit. Each water stop type shall have its own splice mold built to the size and shape of the water stop to be spliced. Splicing mold and materials, including splicing cement, solvent, splicing stock, and other items, shall be as furnished by the manufacturer of the water stop. Field splicing shall be performed in strict accordance with the manufacturer's directions and to cause as little damage as possible to the continuity of the ribbed strips, all to the satisfaction of the Engineer.

* * *

SECTION 6 - REINFORCING STEEL

W-6.01 Standards

Reinforcing steel bars for concrete reinforcement shall be deformed bars meeting the requirements of ASTM Des: A 615, Grade 60, unless shown or specified otherwise. They shall be free from defects, kinks, and from bends that cannot be readily and fully straightened in the field. Test certificates of the chemical and physical properties covering each shipment shall be submitted for approval.

Reinforcing mesh shall be of the electrically welded type, with wires arranged in rectangular patterns, of the sizes shown or specified and shall meet the requirements of ASTM Des: A 185.

W-6.02 General

Reinforcing steel bars shall be supplied in lengths which will allow them to be conveniently placed in the work and provide sufficient lap at joints. Dowels of proper lengths, size, and shape shall be provided for tying walls, beams, floors, and the like together when shown, specified, or ordered.

Stirrups and ties shall have a minimum inside radius of bend of 2-1/2 bar diameters. All other bars No. 7 and smaller shall have a minimum inside radius of bend of 3 bar diameters, and No. 8 bars and larger shall have a minimum inside radius of bend of 4 bar diameters.

Splices in all reinforcements shall be lapped as specified hereinafter in "Table 1 - Grade 60 Reinforcing Bar Splice Lapping Lengths" unless shown or specified otherwise. All splices shall be staggered, unless otherwise approved by the Engineer.

TABLE 1 - GRADE 60
REINFORCING BAR SPLICE LAPPING LENGTHS

Bar Size	#3	#4	#5	#6	#7	#8	#9	#10	#11
Top Bars - ACI Class B	13	17	22	28	38	50	64	81	100
Top Bars - ACI Class C	17	23	29	37	50	66	83	106	130
Other Bars - ACI Class B	12	12	16	20	27	36	46	58	71
Other Bars - ACI Class C	12	16	20	26	36	47	60	75	93

Notes:

1. Splice length given in inches.

2. Top bars are all horizontal reinforcement so placed that more than 12 inches of concrete is cast in the member below the bar. This includes horizontal wall reinforcement.
3. Where lapping bars of different sizes, use lap required for larger bar.
4. For all bars spaced closer than 6 inches, increase lap length 25 percent.
5. Unless otherwise specified, the length of lap for splices shall be as shown for ACI Class B where no more than 50 percent of the bars are lap spliced, and as shown for ACI Class C where more than 50 percent of the bars are lapspliced.

W-6.03 Detailing

The Contractor shall submit detailed placing drawings and bar listed to the Engineer for approval in accordance with the requirements for "Working Drawings" of the General Provisions, except as otherwise specified herein.

All provisions of the latest ACI "Manual of Standard Practice for Detailing Reinforced Concrete Structures" shall be followed in the preparation of placing drawings and bar lists.

Wall and slab reinforcing shall not be billed in sections. Complete elevations of all walls and complete plans of all slabs must be shown, except that when more than one wall or slab are identical only one such elevation or plan will be required. These plans or elevations need not be true views of the walls or slabs shown. Every reinforcing bar in a slab or a wall shall be billed on either a plan or an elevation. Where necessary, sections shall be taken to clarify the arrangement of the steel reinforcement. All bars shall be identified on such sections, but in no case shall bars be billed on such sections.

For all reinforcing bars, unless the location of a bar is perfectly obvious, the location of such bar or bars shall be given by a dimension to some structural feature which must be readily distinguishable at the time bars are placed.

The set of placing drawings shall be complete in and by themselves to the extent that the bar setters will have no occasion to refer to the design drawings.

Before submittal to the Engineer, every placing drawing and bar list shall be completely checked including the quantity, size, type, length, bend dimensions, and type of support for all bars or mesh, and all other information on the drawing and list. The checking shall be done by a qualified person and all necessary corrections made.

If after placing drawings and bar lists have been submitted to the Engineer for approval, a partial or spot check by the Engineer reveals that the placing drawings obviously have not been checked by a qualified person, they will be returned to the Contractor for such a check and corrections, after which they shall be resubmitted for approval by the Engineer.

W-6.04 Delivery

Reinforcing steel shall be delivered to the work in bundles strongly tied, and each group of both bent and straight bars shall be identified with a metal tag giving the identifying number corresponding to the shop drawings and bar schedules. All bars shall be properly stored in an orderly manner, at least 12 inches off the ground and kept clean and protected from the weather, as directed by the Engineer, after delivery at the site of the work.

W-6.05 Protection

Reinforcing steel shall be delivered without rust other than that which may have accumulated during transportation to the work. It shall at all times be fully protected from moisture, grease, dirt, mortar, and concrete. Before being placed in position, it shall be thoroughly cleaned of all loose mill scale and rust and of any dirt, coatings, or other material that might reduce the bond. If there is a delay in depositing concrete, the steel shall be inspected and satisfactorily cleaned immediately before the concrete is placed.

W-6.06 Fabrication and Installation - Bars

Bars shall be cut to required length and accurately bent before placing. Bars shall be bent in the shop unless written approval of field bending is obtained from the Engineer. If field bending is permitted, it shall be done only when the air temperature where the bending operation is performed is above 30 degrees F.

The bars shall be placed in the exact positions shown with the required spacing and shall be securely fastened in position at intersections to prevent displacement during the placing of the concrete. The bars shall be fastened with annealed wire of not less than 18 gauge or other approved devices. Spacing chairs of a type approved by the Engineer shall be furnished and properly placed to support and hold reinforcing bars in position in all beams and slabs, including slabs placed directly on the subgrade. Chairs which rest on the forms for slabs, the underside of which will be exposed to view in the finished work, shall have those portions galvanized or plastic coated which come in contact with the forms.

Splices in all reinforcement shall be lapped as specified in "Table 1 - Grade 60 Reinforcing Bar Splice Lapping Lengths" in the subsection headed "General." Splices at points of maximum tensile stress shall be avoided wherever possible. Temperature bars shall have a minimum clear spacing of 2-1/2 diameters. All bar splices shall be staggered where possible.

All welded splices shall be full penetration, butt welds, made by certified welders in accordance with AWS D12.1. Thermitic welding or Cadweld type couplers may be used where approved by the Engineer.

On any section of the work where horizontal bars run further than the length of the forms, the form or head against which the work ends shall be perforated at the proper places to allow the bars to project through a distance at least equal to the lap specified. The projecting ends, however, unless otherwise directed by the Engineer, shall be of different lengths so that in no place will laps in adjoining bars in the same place occur opposite each other.

W-6.07 Installation - Mesh

Reinforcing mesh shall be placed in the positions shown, specified, or required to fit the work. Suitable spacing chairs or supports as specified for bars shall be furnished and placed to maintain the mesh in correct location. Where a flat surface of mesh is required, the mesh shall be rolled or otherwise straightened to make a perfectly flat surface before placing. The length of laps not indicated shall be approved by the Engineer.

W-6.08 Concrete Protection for Reinforcing Steel

Reinforcing steel shall be placed and held in position so that the concrete cover, as measured from the surface of the bar to the surface of the concrete, shall be not less than the following, except as otherwise shown, specified, or directed:

1. General

- a. Concrete deposited directly against soil - 3 inches.
- b. Concrete in contact with soil or exposed to weather or sewage:
 - (1) #6 bars or larger - 2 inches
 - (2) #5 bars or smaller - 1-1/2 inches

2. Slabs (See Item 6)

- a. Troweled surfaces - 1-1/2 inches
- b. Elsewhere - 1 inch

3. Beams - Girders - Columns (See Item 6)

- a. To main reinforcement - 2 inches
- b. To ties - 1-1/2 inches

4. Walls (See Item 6)

- a. 12 inches or more thick - 2 inches
- b. Less than 12 inches thick:
 - (1) #6 bars or larger - 2 inches
 - (2) #5 bars or smaller - 1-1/2 inches

5. Footings and Base Slabs

- a. Top face - 2-1/2 inches
- b. Sides and ends - 3 inches
- c. Bottom, Concrete deposited directly against ground - 3 inches

Concrete deposited directly against lean concrete work mat - 2 inches

6. Add 1/2 inch for surfaces contacting or exposed to water or sewage.
7. Laps - as specified in "Table 1 - Grade 60 Reinforcing Bar Splice Lapping Lengths" in the subsection headed "General."
8. Spacing - clear distance between parallel bars - 2 inches minimum.

* * *

SECTION 8 - METAL CASTINGS

W-8.01 General

Metal castings include all miscellaneous ferrous and nonferrous castings.

Wheel guards, valve boxes, manhole frames and covers, stop log grooves, brackets and supports for piping, gutter inlets, floor, roof and gallery drains, stormwater inlets, beehive grates and frames, cleanout covers, and special malleable iron castings and inserts are included in this classification.

W-8.02 Materials

Metal castings shall meet the requirements of the following standards, except as otherwise specified herein.

Gray Iron	ASTM Des: A 48
Malleable Iron	ASTM Des: A 47
Carbon Steel	ASTM Des: A 27
Alloy Steel	ASTM Des: A 148
Aluminum	ASTM Des: B 26
Aluminum Bronze	ASTM Des: B 148
Silicon Bronze	Navy Spec. 46B28
Manganese Bronze	ASTM Des: B 132 or B 147
Ductile Iron	ASTM Des: A 536

W-8.03 Workmanship

Castings shall be made accurately to approved dimensions and shall be planed or ground where marked or where otherwise necessary to secure perfectly flat and true surfaces. Allowance shall be made in the patterns so that the specified thickness shall not be reduced. Manhole and cleanout frames and covers shall conform to the details shown on the Plans and shall be true and shall seat at all points. No plugging of defective castings will be permitted. All castings shall be erected to accurate grades and alignment, and when placed in concrete, they shall be carefully supported to prevent movement during concreting.

W-8.04 Weights

No castings weighing less than 95 percent of the theoretical weight, based on required dimensions, will be accepted. The Contractor shall provide facilities for weighing castings in the presence of the Engineer, or shall furnish invoices showing true weights, certified by the supplier.

* * *

SECTION 10 - DUCTILE IRON PIPE AND FITTINGS

W-10.01 General

All ductile iron pipe shall meet the requirements of AWWA C151. The type and configuration of pipe bedding for buried pipe shall be as shown on the Plans. Coatings and linings for ductile iron pipe and fittings shall conform to the subsection headed "Coatings and Linings," contained herein. Pipe joints shall be bell and spigot, flanged, or mechanical joint as shown on the Plans.

Ductile iron pipe and ductile iron fittings buried in the ground for force mains or installed in pumping stations shall have a minimum thickness of Class 52 unless specified otherwise as shown on the Plans. Ductile push-on iron pipe and fittings for gravity systems, including house laterals, shall be Class 54 and shall have an interior lining as specified in the subsection "Lining for Ductile Iron Gravity Pipe."

W-10.02 Flanged Pipe

Flanged pipe shall conform to the requirements of AWWA C115. Flanges shall be ductile iron and shall have long hubs. There shall be no leakage through the pipe threads, and the flanges shall be designed to prevent corrosion of the threads from outside.

W-10.03 Fittings

All ductile iron fittings shall meet the requirements of AWWA C110 or AWWA C153 and have a pressure rating of 250 psi, or as specified, whichever is larger.

W-10.04 Flanged Joints

Flanged joints shall meet the requirements of ANSI Specification B16.1. Flanges, flange facing drilling, and protecting shall be as specified for flanged pipe. Bolts and nuts for flanged joints shall be Type 316 stainless steel unless otherwise stated on the Plans or directed by the Engineer.

Except where otherwise directed by the Engineer, gaskets for flanged joints shall be of the full-face type, meeting the requirements of ANSI B16.21. Gaskets shall be Nitrile rubber, also known as Buna-N and NBR, as made by the American Seal & Packing Company, Garlock of EnPro Industries, U.S. Rubber Supply Company, or equal.

W-10.05 Mechanical Joints

Mechanical joints shall meet the applicable requirements of AWWA C111/A21.11.

W-10.06 Push-on Joints

Push-on joints shall be of the bell and spigot type which employs a single, elongated grooved gasket to effect the joint seal. Push-on joints shall meet the applicable requirements of AWWA C111.

W-10.07 Wall Castings, Connecting Pieces, and Special Fittings

Wall castings and connecting pieces, such as bell and bell, bell and spigot, bell and flange, flange and flange, flange and spigot, and flange and flare, shall meet the requirements of ANSI Specification A21.10. Unless otherwise shown or specified, fittings 14 inches and larger shall have a pressure rating of 250 psi.

Where special fittings are required, they shall be of an approved design and shall have the same diameters and thickness' as standard fittings, unless otherwise required, but their laying lengths and other functional dimensions shall be determined by their positions in the pipelines and by the particular piping materials to which they connect.

Where water tightness is essential and at other locations where indicated, wall castings shall be provided with an integrally cast intermediate collar located at the center of the wall.

W-10.08 Sleeve-Type Couplings

Except where standard solid sleeves or split sleeves are shown or specified, sleeve-type couplings for ductile iron pipe shall be Style 38 couplings as made by Dresser Industries, Inc., or Type 411 as made by Smith-Blair, or equal. Gaskets shall be of molded rubber, Dresser Plain Grade 27, Smith-Blair 003, or equal. Middle rings shall be without a pipe stop and shall be at least 1/4 inch thick and 5 inches wide for 8-inch and smaller pipe, 3/8 inch thick and 7 inches wide for 10- inch through 30-inch pipe, and 1/2 inch thick and 10 inches wide for 36-inch and larger pipe with follower rings of appropriate thickness, unless otherwise shown or specified.

Sleeve-type couplings shall be shop coated with Dresser Red "D" Shop-Coat, Smith-Blair Standard Blue Shop Coat, or equal nontoxic material compatible with the finished coatings specified.

W-10.09 Coatings and Linings

Pipe which is to be buried shall have the standard outside coating specified in AWWA C151-8.1.

Unless otherwise shown on the Plans or specified, all ductile iron pipe and fittings shall be coated with 40 mils of Protecto 401 interior ceramic epoxy, or approved equal.

The weight and class designation shall be painted conspicuously in white on the outside of each pipe, fitting, and special casting after the shop coat has hardened.

W-10.10 Thrust Restraints

Unless otherwise shown on the Plans, specified or directed by the Engineer, concrete thrust blocks are not allowed.

Ductile iron pipe and fittings with mechanical joints shall be restrained by a device meeting the requirements of Workmanship and Materials section "Restraining Devices".

Ductile iron pipe and fittings with push-on joints that require restraining shall be Clow F-128 "Super Lock Joint," American Cast Iron Pipe "Lok-Fast Joint," U.S. Pipe and Foundry Company "TR Flex," or equal.

Where the glands are to be buried or not exposed to view, the assembly shall be given 2 heavy coats of asphalt varnish after installation.

W-10.11 Lining for Ductile Iron Gravity Pipe

Unless otherwise shown on the Plans or specified, all ductile iron pipe and fittings shall be coated with 40 mils of Protecto 401 interior ceramic epoxy, or approved equal.

W-10.12 Polyethylene Encasement

Unless otherwise shown on the Plans, specified or directed by the Engineer, polyethylene encasement shall be installed on all ductile iron pipe and fittings in accordance with AWWA/ANSI C105/A21.5.

Although not intended to be a completely air-and-water-tight enclosure, the polyethylene shall prevent contact between the pipe and the surrounding backfill.

Polyethylene encasement shall be installed in accordance with the pipe manufacturer's instructions, or in a manner acceptable to the Engineer. Polyethylene encasement shall extend 1 foot beyond the joint in both directions (a total of 2-foot overlap) and shall be adhered to said joint with 2-inch wide green marking tape. The slack width shall be taken up at the top of the pipe to make a snug, but not tight, fit along the barrel of the pipe, securing the fold at quarter points. Upon installation of the encasement, any cuts or damaged portions of the polyethylene encasement shall be securely mended with tape or with a short length of polyethylene sheet, or a tube cut open, wrapped around the pipe to cover the damaged area, and secured in place.

Backfill material shall be the same as specified for pipe without polyethylene wrapping; however, extra care should be taken that the backfill be free from cinders, refuse, boulders, rocks, stones, or other materials that could damage the encasement. Special care shall be taken to prevent damage to the polyethylene wrapping when placing backfill.

Because prolonged exposure to sunlight will deteriorate polyethylene film, such exposure prior to backfilling the wrapped pipe shall be kept to a minimum.

W-10.13 Ductile Iron Pipe Exterior Coating

All pipe and fittings shall have an exterior asphaltic coating conforming to the following requirements:

Viscosity, KU at 25 degrees C	56-60
Flashpoint, degrees F (TCC)	40 degrees F Min
Dry set to touch, minutes	6
Dry hard, minutes	22

W-10.14 Force Main Identification

Ductile iron pipe sanitary force main shall be continuously spiral wrapped with 2-inch wide green stick-on vinyl tape prior to installation for permanent identification purposes. The tape shall have a minimum thickness of 6 mils with a minimum tensile strength of 22 pounds per inch and a minimum adhesive factor of 40 ounces per inch. The pipe shall be clean and dry when wrapped.

* * *

SECTION 13 - DIRECTIONAL DRILLING PVC AND HDPE PIPE

W-1.01 GENERAL

- A. The work specified in this section consists of furnishing and installing underground utilities using the horizontal directional drilling (HDD) method of installation, also commonly referred to as directional boring or guided horizontal boring utilizing high density polyethylene (HDPE) or Polyvinyl Chloride (PVC) pipe as required per the drawings. This work shall include all services, equipment, materials, and labor for the complete and proper installation testing, restoration of underground utilities and environmental protection and restoration.

W-1.02 QUALITY ASSURANCE

A. Design Requirements

1. Horizontal alignment shall be as shown on the Drawings. The pipe shall have a minimum 48-inch cover. The maximum depth shall be determined based on 36-inch minimum clearance under water or gas lines and 24-inch minimum clearance under all other existing or proposed utilities to be crossed. Compound curvatures may be used but shall not exceed the maximum deflections as set forth by the HDPE or PVC pipe manufacturer or AWWA Standards, whichever is stricter.
2. Entry angle shall be 12° - 14° ideal (not to exceed 15°). Exit angle shall be 6° - 12° to facilitate "pull-back."
3. Entry and exist angles are defined as angles from the horizontal.

- B. Qualifications: Directional drilling contractor (or subcontractor) shall have a minimum of four years experience with similar construction including pipelines of the same or larger diameter and the same or greater lengths. The Contractor shall also have successfully completed a minimum of five (5) similar projects of the same or larger diameter and of equal or greater lengths. All pipe and appurtenances of similar type and material shall be furnished by a single manufacturer.

W-1.03 SUBMITTALS

- A. Work Plan: Prior to beginning work, the Contractor must submit to the Engineer a work plan detailing the procedure and schedule to be used to execute the project. The work plan should include a description of all equipment to be used, down-hole tools, a list and résumé of key personnel and their qualifications and experience, list of subcontractors, a schedule work activity, a safety plan, traffic control plan, an environmental protection plan and contingency plans for possible problems. Work plan should be comprehensive, realistic and based on actual working conditions for this particular project. Plan should document the thoughtful planning required to successfully complete the project.

- B. Equipment: Contractor will submit specifications on directional drilling equipment to be used to ensure that the equipment will be adequate to complete the project. Equipment shall include but not be limited to: drilling rig, mud system, mud motors (if applicable), down-hole tools, guidance system, rig safety systems. Calibration records for guidance equipment shall be included and evidence of calibration within the last 6 months must be provided. Specifications for any drilling fluid additives that Contractor intends to use or might use will be submitted.
- C. Material: Specifications on material to be used shall be submitted to Engineer. Material shall include the pipe, fittings and any other item which is to be an installed component of the project.

W-2.01 EQUIPMENT AND PRODUCTS

- A. The directional drilling equipment shall consist of a directional drilling rig of sufficient capacity to perform the bore and pull-back the pipe, a drilling fluid mixing, delivery and recovery system of sufficient capacity to successfully complete the crossing, a drilling fluid recycling system to remove solids from the drilling fluid so that the fluid can be reused, a magnetic guidance system to accurately guide boring operations and record data for as-built purposes, a vacuum truck of sufficient capacity to handle the drilling fluid volume, trained and competent personnel to operate the system. All equipment shall be in good, safe operating condition with sufficient supplies, materials and spare parts on hand to maintain the system in good working order for the duration of this project.

W-2.02 DRILLING SYSTEM

- A. The directional drilling machine shall consist of a hydraulically powered system to rotate, push and pull hollow drill pipe into the ground at a variable angle while delivering a pressurized fluid mixture to a guidable drill (bore) head. The machine shall be anchored to the ground to withstand the pulling, pushing and rotating pressure required to complete the crossing. The hydraulic power system shall be self-contained with sufficient pressure and volume to power drilling operations. Hydraulic system shall be free of leaks. Rig shall have a system to monitor and record maximum pull-back pressure during pull-back operations. The rig shall be grounded during drilling and pull-back operations. There shall be a system to detect electrical current from the drilling string and an audible alarm, which automatically sounds when an electrical current is detected.

W-2.03 PIPE

- A. Pipe shall be either PVC or HDPE pipe as specified in the Drawings, with ductile iron pipe outside diameter (“DIPS”) in accordance with AWWA C900, C905, or C906 respectively. The dimension ratio shall be verified by the Contractor based on the pipe, joint, and material pull strength required for the directional drilling. The minimum working pressure rating of the pipe supplied shall be 160 psi, and shall be in nominal lengths of no greater than 20 feet.

B. PVC Pipe

1. PVC Pipe shall meet the requirements of AWWA C900,C905 RJB, integral bell restrained joint Certa-Lok® pipe, Fluid-Tite gaskets with a minimum dimension ratio of DR-18, which shall be verified by the Contractor based on the pipe pull strength required for the directional drilling.
2. The pipe shall be joined using separate couplings that have beveled edges, built-in sealing gaskets and restraining grooves or steel ring-and-pin gasketed joints. The restraining splines shall be square and made from Nylon 101. Pipe and couplings shall be Underwriters Laboratory and Factory Mutual approved.

C. HDPE PIPE

1. HDPE pipe shall be AWWA C-906 High Density Polyethylene. The pipe shall contain a minimum of 2 impregnated, longitudinal green stripes. The dimension ratio shall be verified by the Contractor based on the pipe pull strength required for the directional drilling.
2. HDPE resin shall be PE4710 resin characterized by ASTM D3350.
3. HDPE pipe shall have a minimum thickness as that of SDR-11.
4. Fittings shall be HDPE with ductile iron outside diameter meeting ANSI/AWWA C906, latest revision, with a minimum working pressure rating of 160 psi. Ductile iron fittings may be used only where specified on the plans and provided butt fused HDPE MJ adapters are used to transition from the pipe to the fitting. HDPE transition fittings, adapters, and service fittings shall be heat (butt) fused unless otherwise approved by the engineer.

D. Flanged joints shall not be used below finished grade for horizontal directional drilling applications.

E. Pipes shall be marked in accordance with AWWA requirements.

W-2.04 DRILLING FLUIDS

- A. Drilling fluids shall consist of a mixture of potable water and gel-forming colloidal material such as bentonite, or a polymer surfactant mixture producing a slurry of custard-like consistency.

W-3.01 PERSONNEL REQUIREMENTS

- A. Responsible representatives of the Contractor and Subcontractor(s) shall be present at all times during the actual crossing operations. A responsible representative as specified herein is defined as a person experienced in the type of work being performed and who has the authority to represent the Contractor in a routine decision making capacity concerning the manner and method of carrying out the work specified herein.
- B. The Contractor and Subcontractor(s) shall have sufficient number of competent workers on the project at all times to ensure the utility placement is made in a timely, satisfactory manner. Adequate personnel for carrying out all phases of the actual crossing operation (where applicable: tunneling system operators, operator for removing spoil material, and laborers as necessary for various related tasks) must be on the job site at the beginning of work. A competent and experienced supervisor representing the Contractor or Subcontractor that is thoroughly familiar with the equipment and type of work to be performed, must be in direct charge and control of the operation at all times. In all cases, the supervisor must be continually present at the project site during the actual crossing operation.

W-3.02 COORDINATION OF THE WORK

- A. The Contractor shall notify the Engineer at least 24 hours in advance of starting work. In addition, the actual crossing operation shall not begin until the Engineer or his representative is present at the project site and agrees that proper preparations for the crossing have been made. The Engineer's approval for beginning the crossing shall in no way relieve the Contractor from the ultimate responsibility for the satisfactory completion of the work.
- B. The Contractor and the Engineer shall select a mutually convenient time for crossing operation to begin in order to avoid schedule conflicts.

W-3.03 MAINTENANCE OF TRAFFIC

- A. Erection or installation of appropriate safety and warning devices in accordance with the Florida Department of Transportation (FDOT) Manual on Traffic Control and Safe Practices shall be completed prior to beginning work.

W-3.04 JOINING AND CUTTING

- A. Joining and Connections: Before joining, and before any special surface preparation, surfaces must be clean and dry. General dust and light soil may be removed by wiping the surfaces with clean, dry, lint-free cloths. Heavier soil may be washed or scrubbed off with soap and water solutions, followed by thorough rinsing with clean water, and drying with dry, clean, lint-free cloths.
- B. Cutting Pipe: Joining methods for plain end pipe require square-cut ends. Pipe cutting is accomplished with guillotine shears, run around cutters, and saws.

- C. Cutting Branch Outlet Holes: Except for self-tapping saddle tees, hole cutting is required for field installed side outlet fittings. Polyethylene pipe hole saws shall be used.

- D. Conventional heat fusion joining is the process where mating surfaces are prepared for joining, heated until molten, joined together, and cooled under pressure. All fusion procedures require appropriate surface preparation tools, alignment tools, and temperature controlled heating irons with properly shaped, non-stick heater faces. An open flame cannot be used for heating because it oxidizes the surface and prevents bonding. During joining, all heat fusion procedures require the mating components to be moved several inches apart to accommodate surface preparation and surface heating tools. All fusions shall be constructed in strict accordance with pipe and fitting manufacturers' recommendations. The following methods of conventional heat fusion with restrictions may be used:
 - 1. Socket fusion shall be used with ½ inch through 4-inch pipe and fittings.
 - 2. Saddle fusion outlets may be used on 8 inch and smaller outlets applied to 12 inch and smaller mains. Larger outlets and pipe sizes shall be factory fabricated.
 - 3. Butt fusion joints shall be field constructed between pipe and fittings. Fusion may occur in the trench.

- E. Electrofusion is an acceptable heat fusion process where a socket or saddle fitting contains an integral heating source. After surface preparation, the fitting is installed on the pipe, and the heating source is energized. During heating, the fitting and pipe materials melt, expand, and fuse together. Heating and cooling cycles are automatically controlled.

- F. All heat fusion techniques and methods shall be in STRICT ACCORDANCE with the manufacturer's recommendations.

W-3.05 INSTALLATION

- A. Erosion and sedimentation control measures and on-site containers shall be installed to prevent drilling mud from spilling out of entry and/or exit pits. Drilling mud will be disposed of off-site in accordance with local, state and federal requirements and/or permit conditions.
 - 1. No other chemicals or polymer surfactant shall be used in the drilling fluid without written consent of the Engineer, and after a determination is made that the chemicals to be added are not harmful or corrosive to the facility and are environmentally safe.

- B. Pilot Hole: Pilot hole shall be drilled on bore path with no deviations greater than 2 percent of depth over a length of 100 feet. In the event that pilot does deviate from bore path more than 2 percent of depth in 100 feet, Contractor will notify Engineer and Engineer may require Contractor to pull-back and re-drill from the location along bore path before the deviation.
- C. Reaming: Upon successful completion of pilot hole, Contractor will ream bore hole to a minimum of 25 percent greater than outside diameter of pipe using the appropriate tools. Contractor will not attempt to ream at one time more than the drilling equipment and mud system are designed to safely handle. The Contractor shall take all precautions required to avoid inadvertent mud returns (frac outs).
- D. Pull-Back: After successfully reaming bore hole to the required diameter, Contractor will put the pipe through the bore hole. In front of the pipe will be a swivel and barrel reamer to compact bore hole walls. Once pull-back operations have commenced, operations must continue without interruption until pipe is completely pulled into bore hole. During pull-back operations, Contractor will not apply more than the maximum safe pipe pull pressure at any time. Contractor shall protect the pipe from damage or gouging at all times and at no time overstress the pipe during pull back or any other operation. Above ground rollers shall be used to prevent gouging or damage during fusing and pullback operations.
- E. The system must be remotely steerable and permit electronic monitoring of tunnel depth and locations. The system must be able to control the depth and direction of the pipe and must be accurate to a window of $\pm 2''$.
- F. Equipment shall be fitted with a permanent alarm system capable of detecting an electrical current. The system shall have an audible alarm to warn the operator if the drill head contacts electrified cables.
- G. Two strands of #8 gauge green insulated copper or #10 gauge green insulated copper clad steel tracing wire shall be attached to the pipe in a manner that assures the wires will be affixed near the top of the pipe. See Section W-24 "PVC Pipe Force Main" requirements for direct bury pipe. Wire insulation must be suitable for buried service such as HDPE or HMWPE. Nylon insulation is not acceptable. Wires must be spliced together with wire connectors suitable for buried service such as DBR Kit by 3M, Snakebite by Copperhead Industries or approved equal. Twisting wires together and sealing with electrical tape is not acceptable. No payment will be made for pipe that does not pass a continuity test through the wires after installation. See standard details for additional requirements.

The locating wire shall terminate at the top of each valve box, air release valve box and manhole and must be capable of extending 24" above the top of the box (or manhole) in such a manner so as not to interfere with the valve operation.

- H. The Contractor shall field locate all utilities and plan his work to avoid conflict with all sewer laterals and all other utilities. SP-31 details the Contractor's responsibilities for locating utilities.
- I. Depth and horizontal location of the pipe shall be shown on the As-built Drawings at intervals of 10 feet. Horizontal location shall be referenced to edge of pavement, right-of-way line or as directed by the Engineer. Horizontal location shall be accurate to within 2 feet. All valves, fittings, points of connection, depth and horizontal changes from the plans shall be shown on the As-built Drawings at all locations.
- J. The pipe entry area shall be graded to provide support for the pipe to allow free movement into the bore hole. The pipe shall be guided in the bore hole to avoid deformation of, or damage to, the pipe.
- K. If unexpected subsurface conditions are encountered during the bore, the procedure shall be stopped. The installation shall not continue until the Engineer has been consulted.
- L. The pipe shall be pulled back through the bore hole using the wet insertion construction technique. The pipe may be installed full of water.
- M. The pipe shall be installed in a manner that does not cause upheaval, settlement, cracking, movement or distortion of surface features.
- N. Prior to construction, the Contractor shall submit for approval by the Engineer, a plan that establishes a means to determine if other utilities have been damaged by directional drilling operations. For gravity sewers, sewer laterals, storm sewer and other non-pressure conduits this may involve checking manholes, inlets or other structures for evidence of drilling fluids or drilled soil materials.

W-3.06 FIELD TESTING

- A. Testing shall be in accordance with Section W-18 "Leakage Tests" and as described below:

All newly joined and laid pipe, including fittings, valves and service lines shall be pressure tested in accordance with AWWA standard C-600. Allowable leakage shall be as defined by the equation in Section 4.1.6. of AWWA C-600.

The Contractor shall provide all necessary equipment and instrumentation required for flushing and testing of the piping systems. If requested by the City, the Contractor shall furnish to the City certified test data for the pressure gauges and recorders used on hydrostatic equipment. The cost to purchase water for test purposes will be paid by the City. Testing shall be conducted in the presence of and to the satisfaction of the City as a condition precedent to the approval and acceptance of the system. Not less than 3 days notice shall be given prior to start of such tests, and such testing shall not be scheduled until preliminary testing by the Contractor has indicated that the test section is ready for testing. The schedule and procedures for testing shall be determined by the Contractor and reviewed with the City prior to testing.

The duration of the pressure test shall be at least 2 hours with a test pressure of 100 psi. At no time shall the test or line pressure exceed 110 psi. If required by the City, pump test equipment will be equipped with pressure relief valves pre-set to 110 psi. Each valved section of pipe shall be slowly filled with water and a pump shall be connected to the low point of the section being tested.

Before conducting the test, the Contractor shall backfill all pipe and reaction blocking unless the City directs certain joints or connections to be left uncovered. When reaction blocking is provided, the pressure test shall not be made until adequate curing time for the blocking has been allowed.

Before application of the test pressure, all air shall be expelled from the pipe.

At the end of the 2-hour test period, the Contractor will be required to pump the lines back up to the highest pressure obtained during the duration of the test period.

Pressure tests shall be made to demonstrate the ability of the valve to sustain pressure. All piping systems shall be tested in accordance with these test methods in addition to any other tests required by local plumbing codes or building authorities. At the option of the City, flow meters and/or pressure gauges used on hydrostatic testing equipment with approved strip or round chart recorders shall be supplied by the Contractor. Tests shall be made in sections not to exceed ½ mile.

Throughout the duration of the test, the Contractor is required to maintain a minimum pressure in excess of 100 psi. The Contractor is advised that, should the test pressure fall to or below 100 psi any time during the 2-hour test, the test will be considered invalid and a retest will be required. Therefore, it is advised that the Contractor should pump water into the line as the test pressure approaches 100 psi.

The Contractor is warned that pressure testing against existing valves is done at his own risk. Failure of these valves to hold test pressure will not relieve the Contractor of the pressure testing.

All exposed pipe, fittings, valves and joints shall be carefully examined for leaks. Any cracked or defective pipe, fittings, valves or other appurtenances discovered as a consequence of the pressure test shall be removed and replaced with acceptable material. All leaking or defective joints shall be repaired, corrected or replaced. After all necessary replacements and corrections have been made, the test shall be repeated to the satisfaction of the City.

If the pipeline fails the pressure test twice, then the Contractor shall be required to retest the pipeline and provide to the certification by a Professional Engineer registered in the State of Florida, that the pipeline has passed the test in accordance with these standards before the department will witness another test.

* * *

SECTION 15 - LAYING AND JOINTING PIPE
FOR FORCE MAINS AND SEWERS

W-15.01 General

The installation, delivery, transportation, unloading, and stringing of pipes, fittings, and accessories for force mains and sewers shall be done in accordance with AWWA C600 for ductile iron pipe and ASTM Des: C 12 for clay and concrete pipe and ASTM D 2321 and pipe manufacturer's recommendations for PVC pipe, as modified or supplemented by the specifications of this section and by the details shown on the Plans.

Proper and suitable tools and appliances for the safe and convenient cutting, handling, and laying of the pipe and fittings shall be used.

Suitable fittings shall be used where shown and at connections where grade or alignment changes require offsets greater than those recommended by the pipe manufacturer.

Pipes and fittings shall be thoroughly cleaned before they are laid and shall be kept clean until they are accepted in the completed work.

All lines shall be closed off with bulkheads when pipe laying is not in progress.

Before being laid, all pipe and specials shall be thoroughly examined for defects, and no piece shall be installed which is known to be defective. If any defective piece should be discovered after having being installed, it shall be removed and replaced with a sound one in a satisfactory manner by the Contractor at his own expense.

Pipe shall be thoroughly cleaned before it is laid and shall be kept clean until it is accepted in the completed work. Special care shall be exercised to avoid leaving bits of wood, dirt, and other foreign particles in the pipe. If any such particles are discovered before the final acceptance of the work, they shall be removed and the pipe cleaned at the Contractor's expense.

Pipe laying for sewers shall begin at the low end of a run and proceed upgrade. Generally, all such pipe shall be laid with bells or grooves pointing uphill. Each pipe shall be carefully placed and checked for line and grade.

Adjustments to bring pipe to line and grade shall be made by scraping away or filling in granular material under the body of the pipe, but in no case by wedging or blocking up the barrel. The faces of the spigot ends and the bells shall be brought into fair contact, and the pipe shall be firmly and completely shoved home. As the work progresses, the interior of the pipelines shall be cleaned of all dirt and superfluous materials of every description. All lines shall be kept absolutely clean during construction. Pipelines shall be laid accurately to line and grade.

Gaskets for pipe joints shall be stored in a cool place and protected from light, sunlight, heat, oil, or grease until installed. Any gaskets showing signs of checking, weathering, or other deterioration will be rejected.

Pipe shall be of the types, sizes, and classes shown on the Plans or as listed in the Contract Items.

Each piece of pipe shall be inspected and cleaned before it is lowered in the trench and any lumps or projections on the face of the spigot or tongue end or the shoulder shall be cut away. No cracked, broken, or defective pieces shall be used in the work.

Concrete pipe manufactured with a plastic sheet liner shall be laid so that the liner is on the crown of the pipe and placed symmetrically about the vertical centerline of the pipe.

Pipe laying will be permitted only in dry trenches having a stable bottom. Where groundwater is encountered, the Contractor shall make every effort to secure an absolutely dry trench bottom.

If, in the opinion of the Engineer, the Contractor has failed to obtain an absolutely dry trench bottom by improper or insufficient use of all known methods of trench dewatering, the Engineer may then order the Contractor to excavate below grade and place sufficient selected fill material, crushed stone, or Class D concrete over the trench bottom at the Contractor's own expense.

If all efforts fail to obtain this condition and the Engineer determines that the trench bottom is unsuitable for pipe foundation, he will order in writing the kind of stabilization to be constructed.

W-15.02 Transportation and Delivery

Every precaution shall be taken to prevent injury to the pipe during transportation and delivery to the site. Extreme care must be taken in loading and unloading the pipe and fittings. Such work must be done slowly with skids or suitable power equipment, and the pipe shall be under perfect control at all times. Under no condition shall the pipe be dropped, bumped, dragged, pushed, or moved in any way which will cause damage to the pipe or coating. When handling the pipe with a crane, a suitable pipe hook or sling around the pipe shall be used. Under no condition shall the sling be allowed to pass through the pipe unless adequate measures are taken to prevent damage to the pipe ends.

If in the process of transportation, handling, or laying, any pipe or special is damaged, such pipe or pipes shall be replaced or repaired by the Contractor at his own expense.

The Contractor shall furnish and install suitable blocking and stakes so as to prevent the pipe from rolling. The type of blocking and stakes, and the method of installation, shall be approved by the Engineer.

W-15.03 Pipe Laying - Trenches

Pipelines shall be laid in trench excavation on bedding material as specified under the Workmanship and Materials section headed "Backfilling," Class D concrete cradle or other foundations as shown on the Plans, specified, or ordered in writing by the Engineer. The pipe shall be properly secured against movement and pipe joints shall be made in the excavation as required.

The pipe bedding shall be carefully graded, compacted, and formed to fit the bottom quadrant of the pipe. Bell holes shall be cut out for each joint as required to permit the joint to be properly made and allow the barrel of the pipe to have full bearing throughout its length.

Where pipelines are laid in Class D concrete cradle or encasement, the installation shall conform to the requirements of the Workmanship and Materials section headed "Pipe Cradles and Encasements."

Pipelines laid on other type foundations shall be installed as specified for such other foundations or as directed in writing by the Engineer.

W-15.04 Lateral Detection Tape

Detectable underground marking tape shall be installed over all laterals from the edge of pavement to the property line. The tape shall be Lineguard encased aluminum foil, or equal. The 2-inch wide tape shall be APWA green and reverse printed bearing the identification of the sewer line below it and a warning such as "CAUTION."

The tape shall be buried 4-6 inches. After trench backfilling, the tape shall be placed in the backfill and allowed to settle into place with the backfill.

W-15.05 Mechanical Joints for Ductile Iron Pipe

In making up mechanical joints, the spigot shall be centered in the bell. The surface with which the rubber gasket comes in contact shall be cleaned thoroughly and the gasket shall be washed thoroughly with soapy water just prior to assembly of the joint. The gasket and gland shall be placed in position, the bolts inserted, and the nuts tightened fingertight. The nuts then shall be tightened by means of a torque wrench in such a manner that the gland shall be brought up evenly into the joint. The following range of bolt torques shall be applied:

<u>Bolt Size</u> <u>Inches</u>	<u>Range of Torque</u> <u>Foot-Pounds</u>
5/8	45 - 60
3/4	75 - 90
1	80 - 100
1-1/4	105 - 120

If effective sealing is not obtained at the maximum torque listed above, the joint shall be disassembled and reassembled after a thorough cleaning.

All bolts and nuts shall be field coated with a bituminous coating after assembly of the joint.

W-15.06 Push-on Joints for Ductile Iron Pipe

In making up push-on joints, the gasket seat in the socket shall be cleaned thoroughly and the rubber gasket shall be wiped clean with a cloth. The gasket shall be placed in the socket and a thin film of lubricant shall then be applied to the inside surface of the gasket that will come in contact with the entering pipe. The plain end of the pipe to be entered shall be cleaned thoroughly and placed in alignment with the bell of the pipe to which it is to be joined. The joint shall be made up by exerting sufficient force on the entering pipe so that its plain end is moved past the gasket until it makes contact with the base of the socket.

W-15.07 Joining Clay Pipe

The joining of clay pipe with flexible plastic joints shall be done in accordance with the manufacturer's instructions. The joint surface on both the bell and spigot ends shall be wiped clean and coated with a lubricant furnished by the manufacturer to facilitate assembly. The spigot end shall be inserted in the bell and pressure applied sufficient to seat the pipe properly. After the joint has been completed, any voids in the excavation beneath the spigot shall be thoroughly tamped full of granular fill material to provide a full bearing for the pipe and prevent excessive pressure on the bottom of the joint.

W-15.08 Joining of PVC Pipe-Gravity

The assembly of gasketed joints shall be performed as recommended by the pipe manufacturer. In all cases clean the gasket and bell, especially the groove area and the spigot area, with a rag, brush or paper towel to remove any dirt or foreign material before the assembly. Lubricant shall be applied as specified by the pipe manufacturer.

Align the spigot to the bell and insert the spigot into the bell until it contacts the gasket uniformly. Apply firm steady pressure either by hand or by bar and block assembly until the spigot easily slips through the gasket.

If undue resistance to insertion of the pipe end is encountered or the reference mark does not position properly, disassemble the joint and check the position of the gasket. If it is twisted or pushed out of its seat ("rolled"), inspect components, repair or replace damaged items, clean the components, and repeat the assembly steps. Be sure both pipe lengths are in concentric alignment. If the gasket was not out of position, verify proper location of the reference mark.

To join field-cut pipe, first square cut the pipe end. Use a factory-finished beveled end as a guide for proper bevel angle and depth of bevel plus the distance to the insertion reference mark. Bevel the end using a pipe beveling tool or a wood rasp which will cut the correct taper. Round off any sharp edges on the leading edge of the bevel.

W-15.09 Joining Concrete Pipe

Before joining concrete pipe using flexible rubber gaskets, the joint surfaces of both the bell and spigot (tongue and groove) ends shall be wiped clean. Any lumps, projections, burrs, or chips which would interfere with the proper compression of the gasket shall be repaired. The spigot or tongue end with the gasket in place and with all surfaces lubricated as recommended by the manufacturer, shall be inserted into the bell or groove. Pressure shall be applied to seat the pipe properly in the bell or groove. Voids under the pipe shall be tamped full of granular material to provide full bearing for the pipe.

Curves for reinforced concrete pipe sewers shall be constructed with standard pipe where the opening of the joint on the outside of the curve is less than 1/2 inch. Where greater opening of the joint would be required, the curves shall be constructed using beveled or radius pipe with standard joints.

Curves for reinforced concrete pressure pipe or prestressed concrete pipe shall be constructed with standard pipe sections, where the opening of the joint on the outside of the curve is less than 1/2 inch, or with beveled pipe, precast elbows or combination of these methods.

W-15.10 Concrete Pipe Rubber Gasket Joints

Rubber gaskets shall be of the O-ring type or equivalent cross section approved by the Engineer. The composition and properties of the gaskets for gravity flow sewers shall meet the requirements of ASTM Des: C 443.

Composition and properties for concrete pressure pipe gaskets shall meet the requirements of the specifications for the concrete pressure pipe with which the gasket will be used.

In making O-ring rubber gasketed joints, the gasket and the pipe socket shall be lubricated with an approved rubber gasket lubricant, and the gasket shall be stretched over the spigot and placed accurately in position. The tongue or spigot end shall be carefully centered in the socket of the preceding pipe so as to avoid displacement of the gasket, and the pipe shall be drawn home fully compressing the gasket. Adjustments to line and grade shall be made in such a manner that the compressed rubber gasket will not be disturbed. Before proceeding with backfilling, the joint shall be felt completely around to determine whether the gasket is in its proper position. If the gasket can be felt out of place, the pipe shall be withdrawn and the gasket examined for cuts or breaks. If the gasket has been damaged, it shall be replaced with a new one before the pipe is replaced.

Rubber gaskets shall be stored in a cool place and protected from light, sunlight, heat, oil, or grease until installed. Any gaskets showing signs of checking, weathering, or other deterioration will be rejected.

W-15.11 Temporary Bulkheads

At the ends of contract sections, where adjoining pipelines have not been completed, and in connections built into pipelines where adjoining pipelines or structures have not been completed and are not ready to be connected, temporary bulkheads, approved by the Engineer, shall be built. Such bulkheads encountered in connecting sewers or structures included in the Contract, or pipelines or structures previously built, shall be removed by the Contractor when the need for them has passed or when ordered by the Engineer.

W-15.12 Testing

The testing of pipelines shall be done in accordance with the requirements of the Workmanship and Materials section headed "Leakage Tests."

W-15.13 Joining Different Types (Clay, PVC, or Ductile Iron) of Pipe

The joining of clay pipe to ductile iron pipe or clay pipe to PVC pipe, shall be accomplished with flexible compression couplings. Couplings shall include stainless steel shear rings and stainless steel compression bands. Such couplings shall meet the requirements of ASTM DES: C 425, ASTM C1173 and shall be Series No. 1002 flexible polyvinyl chloride couplings with stainless steel compression bands and shear rings as manufactured by Fernco Joint Sealer Co., Ferndale, Michigan; Band-Seal couplings as manufactured by Mission Clay Products Corp., Whittier, California; or approved equal. After the joint has been completed, any voids in the excavation beneath the coupling shall be thoroughly tamped full of granular fill material to provide a full bearing for the pipe and prevent excessive pressure on the bottom of the joint.

The joining of SDR-35 or SDR-26 PVC pipe to ductile iron or C-900 PVC pipe, shall be accomplished with rigid PVC C900 x SDR-35 adapter couplings. Such couplings shall be molded of PVC material meeting ASTM D-1784 specifications. Joints shall meet ASTM D-3213 requirements with gaskets conforming to ASTM F-477. The adapter couplings shall be manufactured by Harco, Lynchburg, VA, or equal. Installation of rigid couplings shall be done in accordance with the manufacturer's instructions. After the joint has been completed, any voids in the excavation beneath the coupling shall be thoroughly tamped full of granular fill material to provide a full bearing for the pipe and prevent excessive pressure on the bottom of the joint.

W-15.14 Connection to Manholes

The Contractor will be required to submit a shop drawing, detailing the method of connecting the proposed pipe to the manhole and making it watertight:

1. For connecting vitrified clay or ductile iron pipe, the Contractor shall use nonshrink grout to seal the opening between the pipe O.D. and manufactured opening in the manhole or flexible rubber boot, precast into the manhole. The boot shall have stainless steel bands to compress and seal to the proposed pipe or shall be a compression type, such as A-Lock.

2. For connecting PVC pipe, the Contractor shall use a flexible rubber boot, precast into the manhole. The boot shall have stainless steel bands to compress and seal to the proposed pipe or shall be a compression type, such as A-Lock. Should the flexible rubber boot need to be relocated or when connecting to an existing manhole, the Contractor shall perform the connection by one of two methods. The preferred method is to core the manhole and install a rubber boot. The rubber boot shall be manufactured by Kor-n-Seal, or equal. The boot shall be installed and the PVCP connection shall be in accordance with the manufacturer's instructions. If the manhole cannot be cored or if the manhole is constructed of brick, the connection shall be made with a PVC manhole adapter which has an exterior impregnated silica surface layer. The adapter shall be manufactured by GPK Products, Inc., Fargo, ND, or equal. The adapter shall be installed and grouted into the manhole wall in accordance with the manufacturer's instructions with nonshrink grout. The PVCP shall be inserted through the adapter.

W-15.15 Joint Grouting

Joints for concrete pipelines using rubber gaskets and steel end rings shall be grouted on the outside with cement mortar composed of one part Type IA portland cement to one part sand by volume. The materials shall be thoroughly mixed to produce a uniform mortar with all aggregate particles well coated.

The joint grouting shall not advance closer than two pipe lengths to the laying operations. In grouting the joint, a cloth diaper shall be used to encase the outside diameter of the bell of the pipe and adequately straddle the joint recess so as to keep out dirt and to serve as a form for grouting. The joint space shall be filled with cement mortar, just thin enough to run around the joint. The diaper is to be left in place permanently. Before the mortar has taken its initial set, the diaper shall be examined, and if not completely filled, additional mortar shall be forced into the joint.

* * *

SECTION 16 - RESTORATION OF STREETPAVEMENTS

W-16.01 General

The various street surfaces disturbed, damaged, or destroyed during the performance of the work under this Contract shall be restored and maintained as shown, specified, and directed. Included in this classification are permanent pavement surfaces of all types, pavement bases, curb, curb and gutter, alleys, driveways, and sidewalks.

The quality of workmanship and materials used in the restoration shall produce a street surface equal to or better than the condition before the work began.

Service boxes, manhole frames and covers, and similar structures not conforming to the new work shall be set to established grade at the Contractor's expense, and no separate payment will be made therefor.

All Portland cement and asphaltic concrete pavements shall be removed in rectangular sections with sawed vertical cuts, or to existing joints, as directed by the Engineer. Concrete pavements shall be cut with a concrete saw. Asphaltic concrete pavements one-inch thick or greater shall be cut with a tool having a neat square edge. The edges of adjacent pavement shall be trimmed to straight lines which a roller can follow. Where reinforced concrete pavement is removed, one foot of existing reinforcement on each side of the excavation shall be left exposed and tied to the replaced reinforcing steel.

The equipment necessary for the proper performance of pavement replacement shall be on the site in satisfactory working condition and shall be subject to approval of the Engineer before the work is started.

All replaced concrete pavements shall have a minimum bearing on undisturbed earth outside the line of excavations of at least nine (9) inches.

W-16.02 Standards

The restoration of street pavement shall be performed in strict conformance with the standards relating to equipment, materials, and methods of construction of the authority having jurisdiction over the pavements, unless otherwise specified herein. Pavements to be restored are under the jurisdiction of the several agencies as follows:

1. State Highways are under the jurisdiction of the State of Florida Department of Transportation. Work on such pavements shall conform to the Department of Transportation Standard Specifications for Road and Bridge Construction.

2. City Streets are under the jurisdiction of the City of Tampa Department of Public Works. Work on such pavements shall conform to the Florida Department of Transportation Standard Specifications for Road and Bridge Construction, latest edition, except that densities (including for subgrade) and other testing requirements shall follow current Department of Public Works specifications. The type and thickness of pavement, base and stabilization shall be as shown, specified, and directed by the Engineer.
3. County Roads are under the jurisdiction of the Hillsborough County Engineering Department. Work on such pavements shall conform to County specifications.

All specifications of the several agencies having jurisdiction over pavement restoration work shall be the current issue of such specifications as of the date of the "Notice to Bidders," except as specified otherwise herein.

W-16.03 Temporary Restoration

Upon completion of backfilling, the street or sidewalk surface damaged or destroyed shall be promptly placed in condition for safe temporary use. Temporary work shall be maintained in a suitable and safe condition for traffic until the permanent pavement is laid, or until final acceptance of the work.

Where the area over which existing pavement has been disturbed is to be repaved as part of an overall project by the agency having jurisdiction, any special temporary pavement replacement shall be as specified in the "Specific Provisions."

Pavement surfaces shall be temporarily restored by placing thereon, to proper line, grade and transverse profile, a layer or layers of compacted base material, as specified, conforming to all requirements regarding configuration, thickness, and density as detailed in the Plans, specified, and directed by the Engineer. When the compacted thickness of the base layer is greater than 6 inches, the base shall be constructed in multiple courses. Each course shall not exceed 6 inches in compacted thickness. Where the existing pavement has a permanent wearing surface, the temporary pavement shall be finished with a suitable grade of asphalt and sand to provide a temporary wearing course and to eliminate dust nuisance.

Curbs, where possible, shall be temporarily reset in place, as part of the work of temporary restoration of pavement.

Damaged or destroyed sidewalks shall be temporarily restored, immediately upon placing of the backfill, by placing a compacted layer of crushed concrete or similar material, which shall have a minimum thickness of three inches below the existing finished sidewalk grade.

The temporary pavement shall be maintained by the Contractor and all holes and depressions filled until the permanent pavement is placed.

Crushed concrete or similar material placed in areas where the existing pavement is shell, limerock, crushed stone, or other similar material shall be classified as nonpermanent pavement, will not be measured for separate payment.

Temporary sand and asphalt wearing courses placed on based on which a permanent pavement surface will be constructed shall be incidental to the permanent pavement base work, and no separate payment will be madetherefor.

Limestone screenings for temporary sidewalk surface shall be incidental to sidewalk replacement, and no separate payment will be madetherefor.

Base material placed in areas to receive a permanent pavement surface will be measured for payment under the appropriate Contract Item for permanent pavement base or as part of the Lump Sum price.

W-16.04 Preparation of Temporary Pavement for Permanent PavementReplacement

After due notice and within the time specified, the temporary pavement shall be prepared as the base to receive the new permanent pavement surface.

Prior to construction of the pavement base, the City will furnish the Contractor with the preconstruction survey notes for the streets disturbed by construction. The Contractor shall use these notes in bringing the base installed to grade allowing for the permanent pavement surface to be constructed.

The preparation of the base shall consist of bringing the area to be replaced to a grade conforming to the required grade and cross section, of uniform density, ready to receive the permanent pavement. This is to be accomplished by excavating or backfilling as needed, shaping, watering as required, or permitting to dry to proper consistency, and rolling the entire area with an approved self-propelled roller weighing not less than eight tons. Shaping and rolling shall be continued until the base has been properly prepared and shows that no further compaction of any practical benefit would result from continued rolling. The base shall be tested as to cross section, crown, and elevation. After being properly prepared, it shall be so maintained until the permanent pavement is constructed. Any part of the base area not accessible to the roller shall be thoroughly compacted by hand or by mechanical compaction in a manner acceptable to the Engineer. Preparation shall include sawing, cutting and trimming edges of existing pavements to provide a neat, uniform edge to abut the newpavement.

After completion of the base, the Contractor shall furnish the Engineer with survey notes verifying the base has been constructed to grade. Upon approval, payment will be made for permanent pavement base.

W-16.06 Permanent Pavement Base Densities

Permanent base material shall be installed and compacted to the required densities (98% modified proctor) in layers not exceeding six inches.

W-16.07 Permanent Pavement Surface Restoration

Permanent restoration of pavement shall be pavement of the type and thickness detailed in the Plans, Specific Provisions, or as directed by the Engineer.

If the existing type of pavement is classified as nonpermanent pavement, the temporary restoration shall be reworked and completed and left in a condition at least equivalent to the existing nonpermanent pavement.

W-16.08 Replacement of Curb, Curb and Gutter, Sidewalk and Driveways

All permanent restoration of street curb or curb and gutter shall be of the same type and thickness as the curb or curb gutter which abuts. The grade of the restored curb and curb and gutter shall conform with the grade of the existing adjacent curb or curb and gutter.

Except as otherwise specified herein or detailed in the Plans, all permanent restoration of driveways and sidewalks shall conform to the manner of construction as originally placed and to the lines and grades as given by the Engineer. No patching of concrete driveway areas will be allowed between joints or dummy joints.

Where sidewalks are replaced, the replacement shall be the full width of the walk and minimum lengths shall be 60 inches. Restoration of adjacent lawn is incidental to sidewalk replacement, and no separate payment will be madetherefor.

W-16.09 Replacement of Traffic Markings and Signalization Loops

The Contractor shall furnish all labor, equipment and materials to replace, test and maintain all traffic markings (temporary and permanent) and signalization loops removed or damaged by pipeline construction and appurtenance work as shown on the Plans, specified and directed by the Engineer.

The replacement of traffic markings (temporary and permanent), signalization loops and all appurtenant work shall be replaced by the Contractor in kind.

It shall be the Contractor's responsibility to field verify before construction begins all markings and signalization loops to be replaced.

All traffic markings and signalization loops shall conform to the Workmanship and Materials standards set forth in the latest edition of the Florida Department of Transportation Standard and Supplemental Specifications.

Payment for the replacement of temporary and permanent traffic markings, signalization loops and all appurtenant work shall be included in the unit bid price for Permanent Pavement Surface Replacement, Asphaltic Concrete, or as part of the Lump Sum price and no separate payment shall be made therefor.

W-16.10 Hot Bituminous Mixtures (Section 330) Type S Asphaltic Concrete (Section 331)

This Subsection shall Replace and/or Modify Portions of F.D.O.T. Standard Specifications for Road and Bridge Construction (1991) Sections 330 and 331.

330-10.3 Density Control

330-10.3.1 Density Control Nuclear Method:

The in-place density of each course of asphalt mix construction, with the exceptions of patching courses, leveling and intermediate courses less than 1 inch thick or a specified spread rate less than 100 pounds per square yard, overbuild courses where the minimum thickness is less than 1 inch, and open-graded friction courses, shall be determined by the use of the Nuclear Density Backscatter Method as specified by FM 1-T238 (Method B). The required density of a completed course shall be at least 95% of the job mix design laboratory density submitted by the Contractor and approved by the construction engineer or 96% of the laboratory density which results from a sample of the same day's productions and determined by the City laboratory performing all acceptance testing.

330-10.3.2 Control Strips:

Control strips may be constructed by the Contractor for the purpose of determining the necessary pattern of compacting procedures to achieve the density requirements specified. However, control strips are not used for the validity of acceptance testing.

330-10.3.3 Lots:

For the purpose of acceptance and partial payments, each day's production will be divided into lots. The standard lot size shall be 500 linear feet and consist of one subplot with its appropriate test per every 100 linear feet of any pass made by the paving train, regardless of the width or thickness of the course being laid. Any partial lot will be redefined as a whole lot and the evaluation of it will be based on its subplot test determinations.

For the standard lot (500 linear feet), five density determinations - one for each subplot - will be made at random locations within the lot, but not to be taken within one foot of any unsupported edge.

For the Contractor to receive full payment for density, the average density of a lot will be a minimum of 95% of the submitted and approved job mix design laboratory density or 96% of the same day sampled laboratory density performed by the City laboratory performing acceptance testing. To calculate the average density of a lot, the lowest subplot test will be discarded and the remaining four sublots will be averaged. Once the average density of a lot has been determined, the Contractor will not be permitted to provide additional compaction to raise the average. The average density will be rounded off according to City standards.

330-10.3.4 Acceptance:

The completed pavement will be accepted with respect to density on a lot basis. Partial payment will be made for those lots that have an average density less than the specified 95% of the approved job mix design laboratory density or 96% of the same day sampled laboratory density based on the following table:

City of Tampa Revised Table 330-3
Payment Schedule for Density

<u>Percent of Control Strip Density</u>	<u>Percent of Payment</u>
95.0 (job mix design) ₁ or 96.0 (lab density sample) ₂ & above	100
94.0 to < 95.0 ₁ or 96.0 ₂	95
<u>Percent of Control Strip Density</u>	<u>Percent of Payment</u>
93.0 to < 94.0 (Applies to both ₁ & ₂)	90
< 93.0 (Applies to both ₁ & ₂)	75

330-10.3.5 Density Requirements for Small Projects:

For projects less than 500 linear feet in length including intersections, turnouts, patches, crossings, etc., the requirements for specified densities are the same as a standard lot. For the purpose of acceptance and partial payment determination, the project less than 500 linear feet will be considered as a lot in its entirety and payment will apply accordingly with Table 330-3. The Contractor will use standard rolling procedures in 330-10.

331-5 Acceptance of the Mixture

331-5.1 General:

The bituminous mixture will be accepted at the site with respects to a gradation and asphalt content on a lot to lot basis. The material will be tested for acceptance in accordance with the provisions of 6-8.2 and the following requirements. However, any load or loads of mixture which, in the opinion of the City representative, are found unacceptable for reasons of being excessively segregated, aggregates improperly coated, or of excessively high or low temperature shall be rejected for use in the work. The composition and physical test properties for all mixes must meet the specification ranges provided in Tables 331-1 and 331-2.

A standard size lot at the site shall consist of one day's placement or equivalent to a standard quantity of 1,000 tons. The number of samples required to evaluate the lot will be divided into one or two sublots as indicated below. Testing for acceptance of the lot will be performed by the City material testing laboratory or by a licensed private testing laboratory of the City's choice. Quantities between 500 tons and 1,000 tons shall have 2 sublots; quantities between 50 tons and 500 tons shall have 1 subplot; quantities up to 50 tons will be accepted by the City representative on the basis of visual inspection.

331-5.2 Acceptance Procedures:

Sample selection for acceptance tests will be by random sampling of loaded trucks on site at the discretion of the City testing technician in accordance with FM-T168. The use of a random sample chart may be used but it is not required. Sampling shall not be taken in any of the following circumstances:

- 1) First load produced that day.
- 2) Last load produced that day.
- 3) Near end of quantity reached because of an underrun.

The Contractor and/or the plant quality control technician (Q.C.T.) will be notified of the time of sampling and may:

- 1) Observe the sampling.
- 2) Take a sample at the same time and run the tests.
- 3) Ask for a split sample and run the tests.
- 4) Observe the City testing technician run the tests.

The five acceptance determinations made from the sample are:

- 1) The % bitumen content per F.M.I. - T164.
- 2) The % passing the No. 4 sieve per F.M.I. - T030.
- 3) The % passing the No. 10 sieve per F.M.I. - T030.
- 4) The % passing the No. 40 sieve per F.M.I. - T030.
- 5) The % passing the No. 200 sieve per F.M.I. - T030.

For each acceptance sample taken, the technician will box and keep two split portions for referee tests. If the lot receives 100% payment, the referee sample will be discarded. If the lot sample shows a pay reduction, then one or both of the referee samples will be submitted for a second analysis to determine the validity of the acceptance test results. Referee samples will be tested by a licensed private laboratory of the City's choice. This second analysis will only be done at the request of the Contractor and will be paid for by the Contractor in the event that the original analysis results requiring a pay reduction is confirmed.

In the event that the second analysis does not confirm the pay reduction, the City will pay for the second analysis.

Acceptance of the mixture shall be on the basis of test results on consecutive random samples from each lot. One random sample shall be taken from each subplot. The bituminous mixture will be sampled at the site in accordance with FM 1-T168, except that samples may be collected from the paving machine at the receiving hopper. The percent bitumen content of the mixture will be determined in accordance with FM 1-T164 (as modified by DOT test procedures). The percents passing the No. 4, No. 10 and No. 200 sieves will be determined in accordance with FM 1-T030.

Calculations for the acceptance test results for bitumen content and gradation (percent pass No. 4, percent pass No. 10, percent pass No. 40 and percent pass No. 200) shall be shown to the nearest hundredth (0.01). Calculations for arithmetic averages shall be carried to the thousandths (0.001) and rounded to the nearest hundredth (0.01) in accordance with the Department's rules of rounding.

When the Contractor or producer chooses to use a storage bin for mix storage overnight or longer, the material processed in this manner will be sampled and tested for acceptance after the mix has been removed from the storage bin. The City representative may reject a mix at any time that is obviously defective due to asphalt content, insufficiency of mixing, inadequacy of coating, improper proportions of fine and coarse aggregates, temperature, contamination, etc. The Contractor and/or the L.Q.C.T. will be given the option of not placing the mix and sampling the following truck, or if it has been placed, sample it. The City reserves the right to test or have the mix tested by a licensed private testing laboratory of their choice. Payment will be made on the basis of the City's revised Table 331-6 "Acceptance Schedule of Payment."

City of Tampa Revised Table 331-6
 Acceptance Schedule of Payment
 (Asphalt Plant Mix Characteristics)

Deviation of the Arithmetic Average of the
 Lot Acceptance Tests from Job Mix Formula

<u>Characteristics</u>	<u>Factor</u>	<u>One Test</u>	<u>Two Tests</u>
Asphalt Cement Content (Extraction)	1.00	0.00 - 0.55	0.00 - 0.43
	0.95	0.56 - 0.65	0.44 - 0.50
	0.90	0.66 - 0.75	0.51 - 0.57
	0.80*	Over 0.75	Over 0.57
No. 4 Sieve**	1.00	0.00 - 8.00	0.00 - 5.95
	0.95	8.01 - 9.00	5.96 - 6.66
	0.90	9.01 -10.00	6.67 - 7.36
	0.80	Over 10.00	Over 7.36
No. 10 Sieve**	1.00	0.00 - 6.50	0.00 - 5.04
	0.95	6.51 - 7.50	5.05 - 5.74
	0.90	7.51 - 8.50	5.75 - 6.45
	0.80*	Over 8.50	Over 6.45
No. 40 Sieve**	1.00	0.00 - 5.50	0.00 - 4.62
	0.95	5.51 - 6.50	4.63 - 5.33
	0.90	6.51 - 7.50	5.34 - 6.04
	0.80*	Over 7.50	Over 6.04
No. 200 Sieve**	1.00	0.00 - 2.00	0.00 - 1.71
	0.95	2.01 - 2.40	1.72 - 1.99
	0.90	2.41 - 2.80	2.00 - 2.04
	0.80*	Over 2.80	Over 2.04

* If approved by the City, the Contractor may accept the indicated partial pay. The City may require removal and replacement at no cost. The Contractor has the option to remove and replace at no cost to the City at any time.

** When there are two or more reduced payments for these items in one lot of material, only the greatest reduction in payment will be applied. CAUTION: This rule applies only to these four gradation test results.

- Note: 1) The No. 40 sieve applies only to Types S-I, S-II, S-III, FC-1, and FC-4.
 2) Deviations are absolute value with no plus or minus signs.

* * *

SECTION 17 - LAWN REPLACEMENT

W-17.01 General

The Contractor shall replace all lawn areas which have been removed or damaged due to construction. Lawn replacement includes fine grading the areas to be restored and furnishing and placing topsoil, fertilizer, sod, sprigs, seeding, and maintaining all areas. Grassing and mulching or sodding lawn areas will be required as directed. Grassing shall be accomplished by seeding.

Sod shall be Argentine Bahia, St. Augustine, or other approved native grass sod, and shall be well matted with grass roots. It shall be sufficiently thick to secure a dense stand of live grass, with a minimum thickness of 2 inches. The sod shall be live, fresh and uninjured, and shall contain sufficient moisture at the time of planting to induce growth. The type and quality of sod shall be approved by the Engineer before placing.

Grass seed shall be Argentine Bahia, 60 #/acre from March 1 to November 1; 50 #/acre with 20 #/acre of rye grass seed from November 1 to March 1. Argentine Bahia seed shall be a scarified seed having a minimum active germination of 40% and total of 85%.

Mulch material shall be free of weeds and shall be oat straw or rye, Pangola, peanut, Coastal Bermuda or Bahia grass hay.

W-17.02 Topsoil

Where areas are to be restored by sodding, topsoil shall be placed to a minimum compacted depth of 2 inches over the subgrade. Where areas are to be restored by grassing, topsoil shall be placed to a minimum compacted depth of 4 inches over the subgrade. All topsoil shall be suitable excavated topsoil which has been segregated or other topsoil material approved by the Engineer. Topsoil shall be free from stones, roots, sticks, or other foreign substances.

W-17.03 Water

The Contractor shall furnish at his own expense all water required for lawn replacement and maintenance of the work until final acceptance.

W-17.04 Construction Methods

Prior to sodding or grassing, the Contractor shall fine grade the subgrade to 4 inches below finished grade. Topsoil shall be spread over the subgrade to a uniform depth and density. Topsoil shall be uniformly compacted by a light hand roller weighing between 250 and 750 pounds to the specified depths for sodding or grassing.

Immediately before sodding, 14-4-14 or 15-0-15 fertilizer shall be applied at the rate of approximately 600 pounds per acre, either in the furrows or by broadcasting and raking, into the planting area. After the surface has been properly prepared, the sod shall be placed and firmly embedded by light tamping. Additionally, dolomite (lime) shall be applied at a rate of 2 tons per acre.

Immediately after the sod has been planted, if the soil does not contain sufficient moisture to ensure growth, water shall be applied twice daily for the first week, once in the morning or late evening and once at approximately 2:00 P.M. Water shall then be applied once a day over the next 2 weeks and alternating days for an additional 2 weeks. If rooting has not taken place by the end of the third week, 1 daily watering shall continue until sod is firmly rooted.

One week after the sod has been planted, a complete fertilizer with minor elements shall be applied weekly at the rate of 1# nitrogen per 1,000 square foot in a 2-1-2 or 4-1-2 formula for a period of 4 weeks, and thereafter every 2 weeks for an additional 30 days. The ground shall not be wet when the fertilizer is applied but will be immediately watered after application of the fertilizer to remove it from the leaf area.

Prior to grassing, 14-4-14 or 15-0-15 fertilizer shall be applied to the soil at the rate of approximately 300 pounds per acre. Grass seed at the specified rate per acre shall then be raked into the soil and covered with mulching material. The area shall then be thoroughly rolled with approved equipment.

After the grass has been planted, if the soil does not contain sufficient moisture to ensure growth, water shall be applied as directed by the Engineer. After the grass has started growing, fertilizer shall be applied uniformly over the area weekly, at a rate of 0.5# nitrogen and potash per 1,000 square feet, until turf cover the area. The fertilizer shall not be applied unless the surface of the ground or sod is sufficiently moist to quickly dissolve the fertilizer.

W-17.05 Caretaking

The Contractor shall keep all replaced lawn areas in good, healthy, insect free, moist condition by watering, replanting or resodding, weeding, fertilizing, and cutting as specified, and directed by the Engineer.

* * *

SECTION 18 - LEAKAGE TESTS

W-18.01 General

All pipelines will be tested and inspected for infiltration or leakage by the Engineer with the assistance of the Contractor prior to final acceptance of the work. All tests and inspections will be conducted in a manner to minimize as much as possible any interference with the Contractor's work or progress.

The Contractor shall notify the Engineer when the work is ready for testing and inspecting, and tests and inspections shall be made as soon thereafter as practicable under the direction of the Engineer. Personnel for reading meters, gauges, or other measuring devices will be furnished by the Engineer. The Contractor shall furnish all other labor, materials, services, and equipment, including power, fuel, meters and gauges, pumps, bulkheads, backflow preventers, water, and other items and apparatus necessary for making leakage tests, preparing pipelines for testing, assembling, placing, and removing testing equipment, and placing pipelines in service, all to the satisfaction of the Engineer. Only City water shall be used for testing unless otherwise approved by the Engineer. The water shall be obtained and metered from sources approved by the Engineer. After testing, the water shall be disposed of by the Contractor into storm sewers or drainage courses approved by the Engineer.

W-18.02 Tests of Sewer - General

All sewers shall be tested for infiltration or leakage after completion of backfilling. All wyes, house connections, and stubs shall be suitably plugged or bulkheaded to the satisfaction of the Engineer prior to testing. All sewers shall be cleaned and pumped out as necessary prior to testing.

Sewer shall be tested for infiltration, unless otherwise ordered by the Engineer. If the Engineer determines that groundwater conditions are not suitable for infiltration testing, sewers shall be tested for leakage. Sewers may be tested for leakage by measuring leakage out of the sewer or by air testing. The length of sewer to be tested shall be subject to prior approval of the Engineer.

The length of house connections, if any, will be included in the total length of sewer under test when computing infiltration or leakage.

All testing equipment and the arrangement of such equipment shall be subject to the prior approval of the Engineer. Sections of sewers under test shall be arranged to prevent the internal pressure on any joint from exceeding 10 psi.

Refer to Section 11 - PVC Pipe Gravity for specific requirements for infiltration and leakage testing for PVC gravity pipe.

W-18.03 Infiltration Test of Sewers

Infiltration tests shall be performed when the groundwater level is a minimum of 2 feet above the crown of the sewer at the highest point in the test section. No such tests shall be started until the infiltration conditions are established in the work to be tested. The Contractor shall provide suitable observation wells along the line of the work or other approved means to determine the groundwater level.

Infiltration tests will be made by measuring the infiltrated flow of water over a measuring weir set up in the invert of the sewer a distance, as approved by the Engineer, from a temporary bulkhead or other limiting point of infiltration. Testing shall be for a minimum period of 4 hours. The quantity of infiltration for any section of the sewer shall not exceed 50 gallons/mile/day/inch of pipe diameter.

W-18.04 Leakage Test of Sewers

Leakage tests shall be performed by bulkheading the section of sewer under test at the manhole, at the lower end, and filling the sewer with clear water until the water level is up a minimum of 2 feet above the crown of the sewer or a minimum of 2 feet above the groundwater level, whichever is greater, in the manhole at the highest point in the section. Leakage will be the measured amount of water added to maintain the level in the higher end manhole. Tests shall be carried on a minimum of 4 hours with readings at 30-minute intervals. The quantity of leakage for any section of the sewer shall not exceed the limits specified for infiltration in the subsection headed "Infiltration Test of Sewers."

W-18.05 Air Leakage Test of Sewers

Air pressure leakage tests shall be limited to sewers 30 inches in diameter and smaller. The maximum allowable air leakage is based on prewetted pipe walls. The contractor may, therefore, fill the pipe with clear water and then empty the pipe prior to air testing. When pipe walls are prewetted, air leakage tests shall be completed within 24 hours after filling the sewer section to be tested.

Air pressure tests shall be made by placing the sewer under 3.0 psig air pressure and measuring the volume of air required to maintain this pressure. The rate of air leakage shall be determined when the system reaches an equilibrium state and air flow shall be read by means of an approved rotameter.

The maximum rate of air loss shall be 0.003 cfm per square foot of interior pipe surface, and the maximum air flow shall not exceed 2.0 cfm when the total pressure on the sewer is maintained at 3.0 psig. When the groundwater level is above the invert of the sewer, but below a level adequate for infiltration testing, the maximum air loss shall be reduced 6 percent for each foot of groundwater above the sewer invert.

Air testing equipment shall be arranged so that compressors, valving, gauges, and other test devices are located at the ground surface. Air testing equipment shall have an approved air relief arrangement to prevent the sewer from being pressurized to greater than 10.0 psig.

W-18.06 Leakage Tests of Force Mains

For Directional drilled pipe, see Section W-13 for additional testing requirements.

Force mains shall be tested as a whole or in sections valved or bulkheaded at the ends. The mains shall be tested under an average hydrostatic pressure of not less than 100 pounds per square inch, unless otherwise indicated in the Specific Provisions. The pressure shall be applied to the pipeline through a tap in the pipe by means of a hand pump or other method and shall be maintained for a minimum of 2 hours. Air shall not be used for testing force mains.

The leakage for all force mains, as determined by the above test, shall not exceed the allowable leakage for iron water mains as given by the following formula in Section 4.2.2. of AWWA Specification C605-05:

$$L = \frac{SD\sqrt{P}}{148,000}$$

in which L is the allowable leakage, in gallons per hour, S is the length of force main tested in feet, D is the nominal diameter of the pipe in inches, and P is the average test pressure in psi gauge.

During the test, each valve shall be operated through several complete cycles of closing and opening. In addition, each valve, when in the closed position, shall have the test pressure applied to one end of the valve only. Each end of the valve shall be tested in this manner. There shall be no visible leakage through the valves, and the valves shall not show any evidence of structural distress.

All harnessed sections of the buried force main shall be completely backfilled before such sections are tested.

W-18.07 Repairing Leaks

When infiltration or leakage occurs in excess of the specified amount, defective manholes, pipe, pipe joints, or other appurtenances shall be located and repaired at the expense of the Contractor. If the defective portions cannot be located, the Contractor, at his own expense, shall remove and reconstruct as much of the original work as necessary to obtain a sewer or force main within the allowable infiltration or leakage limits upon such retesting as necessary and directed by the Engineer.

* * *

SECTION 19 - CASING PIPE

W-19.01 Casing Pipe

All casing pipes shall be welded steel pipe conforming to ASTM Des: A 139, Grade B, or ASTM Des: A 53, Grade B, having a minimum inside diameter as designated on the plans. The minimum wall thickness shall be 3/8 inch, or thicker if so indicated on the plan and profile drawings.

* * *

SECTION 20 - MAINTAINING EXISTING SANITARY SEWER IN OPERATION

W-20.01 General

It shall be the Contractor's responsibility to preserve all existing sanitary sewer services without interruption while performing the work included in this project. The Contractor shall furnish all labor, materials, and equipment required to bypass wastewater flow around the working area to an acceptable point of discharge. Also, if deemed necessary by the engineer, the contractor will be responsible to provide necessary noise suppression devices to minimize bypass pump noise.

The Contractor shall not be permitted to pump or otherwise direct the flow of sanitary sewage into storm sewers, streams, or other open channels or onto streets or alleys at any time during the course of the work.

W-20.02 Bypass Pumping

The Contractor shall submit the proposed plan to the Engineer for approval prior to proceeding with the work. All required agency approvals and permits shall be the responsibility of the Contractor. The hydraulic design of the bypass pumping arrangement shall be the sole responsibility of the Contractor.

Pumping equipment shall be of a type suitable for pumping raw unscreened sewage over an indefinite period without clogging or requiring shutdown for routine maintenance. Bypass pumping shall be continuous during the entire length of time each portion of the work is being accomplished. The Contractor shall submit drawings and equipment specifications, detailing the proposed pumping equipment and the method of installation, to the Engineer for approval.

The Contractor shall possess at least one (1) backup pump, no smaller than the largest pump in use, on site for every 1 to 3 bypass pumps in operation. An additional backup pump shall be required on site for each increment of 3 pumps in operation as illustrated on the following table:

<u>Operating Bypass Pumps</u>	<u>Required Backup Pumps On Site</u>
1 - 3	1
4 - 6	2
7 - 9	3

W-20.03 Connections

All house laterals and connections to lateral sewers shall be maintained in operation without leakage or backup during the work.

W-20.04 Street Closures

The Contractor shall be responsible for coordination of maintenance of traffic and all street closures with the City of Tampa, Department of Public Works; Hillsborough County, Superintendent of Maintenance; and the State of Florida, Department of Transportation.

W-20.05 Cleanup

When the repair or reconstruction has been completed, all temporary connections and bulkheads shall be removed. Sewers shall be cleaned of all settled solids.

* * *

SECTION 24 - PVC PIPE - FORCE MAIN

W-24.01 General

All pipe and fittings, 4"-48" nominal diameter, shall be solid wall polyvinyl chloride (PVC) pipe manufactured to standards as outlined in the following sections.

Only 1 pipe manufacturer will be allowed for the entire project.

W-24.02 Pipe standards

For open cut PVC force mains, 4" through 12", the pipe shall be AWWA C900, DR-25 (class 150). For PVC force mains 14" through 48", the pipe shall conform to AWWA C905, DR-25. The outside diameter dimensions shall be identical to ductile iron pipe dimensions. The pipe shall have integral bell push on type joints conforming to ASTM D3139. Bell ends shall be equipped with elastomeric gaskets meeting the requirements of ASTM F477. The color shall be green and the nominal laying length per pipe section shall be 20ft.

W-24.03 Pre-Installation Tests, Reports, Markings and Submittals

All pipe and fittings shall be marked per Section 2.6 "Marking Requirements" of AWWA C900.

PRIOR TO SHIPMENT of the pipe and fittings to the project site, the Contractor shall submit to the Engineer test reports and certifications as described below, duly certified by the manufacturer's testing facility or an independent certified testing laboratory demonstrating full compliance with AWWA C900 or C905. Certification from the supplier is not acceptable.

An original, plus four (4) copies of the following, shall be submitted to the Engineer.

1. The name, address, and phone number of the pipe and fittings manufacturer and the location of the plant at which they will be manufactured.
2. **CERTIFICATION AND CERTIFIED TEST REPORTS** that each **LOT** of pipe and fittings has been manufactured, sampled, and tested per AWWA C900 or C-905. The City shall be provided in writing with the means to cross-reference the markings with the certification and test reports (i.e. date of manufacturer, lot number and shift number etc.). If this information is marked on the pipe in a code, the markings shall be decoded in writing.

W-24.04 Bedding Requirements

Unless otherwise indicated on the Plans, the PVC/P force main shall be installed with Class "C" bedding as shown on the plans. If suitable fill material is not excavated at the project site, it shall be imported. Compaction requirements are described in subsection W-24.12 "Bedding Placement for Pipelines". In no cases shall a concrete cradle be used. In the event the Contractor opts to install crushed stone, it shall be **NO GREATER THAN A #57 STONE**.

W-24.05 Fittings

Both PVC and ductile iron fittings are acceptable unless the plans specifically call for PVC fittings. For standard angles, in sizes 4" through 8", fittings shall be injection molded in accordance with AWWA C907 and CSA B137.2. For larger sizes (10" and greater) and for non-standard angles, fittings shall conform to the requirements of CSA B137.3 and shall be fabricated in a factory from AWWA C900/905 pipe.

Injection molded fittings shall have a dimensional ratio of 18 (DR18) and fabricated fittings shall have a dimensional ratio equal to that of the pipe they are being installed on. All injection molded fittings shall conform to AWWA C907, CSA B137.2 and fabricated fittings shall conform to CSA B137.3

All PVC fittings shall incorporate integral elastomeric gasket bell joints push on type.

Materials used in the manufacture of PVC fittings shall equal or exceed cell class 12454 (ASTM 1784) with a hydrostatic design basis of 27.58 Mpa at 23°C as outlined in AWWA C900 and C905, and CSA B137.3.

Fabricated fittings shall be manufactured from segments of PVC pipe to the requirements of AWWA C900 and C905, and CSA B137.3. Segments shall be bonded together and over wrapped with fiberglass-reinforced polyester. All bends, up to and including 45°, shall be constructed from a single section of PVC pipe, without joints, bonding or fiberglass-reinforced polyester wrapping.

The pressure rating of the fittings shall be equal to the pressure rating of the pipe they are being installed on.

The manufacturer shall meet all the qualification test requirements as outlined in CSA B137.3

All fittings shall be marked with the following identifications:

- Nominal size, CIOD
- Manufacturers name or trademark
- AWWA pressure rating/pressure class and standard number to which the fitting is made
- CSA Standard number
- Proper handling label

W-24.06 Harnessing

Joint restraint devices for all pipes and fittings shall meet requirements as specified under the "RESTRAINING DEVICES" specification. Thrust blocks shall not be allowed.

All wedge devices assemblies and related parts shall be processed through a phosphate wash, rinse and drying operation prior to coating application. The coating shall consist of a minimum of two coats of liquid Xylan fluoropolymer coating with heat cure to follow each coat.

All casting bodies shall be surface pretreated with a phosphate wash, rinse and sealer before drying. The coating shall be electrostatically applied and heat cured. The coating shall be a polyester based powder to provide corrosion, impact and UV resistance.

The coating system shall be Mega-Bond as manufactured by EBAA Iron, Inc., Eastland, Texas, or approved equal.

W-24.07 Marking and Locating

Two strands of #12 gauge green insulated copper tracing wires shall be attached to the pipe with duct tape at regular intervals in the 10 and 2 o' clock position. The wires shall be looped around each bell. See Section W-13 "Directional Drilling HDPE Pipe" requirements for directional drilled pipe. Wire insulation must be suitable for buried service such as HDPE or HMWPE. Nylon insulation is not acceptable. Wires must be spliced together with wire connectors suitable for buried service such as DBR Kit by 3M, Snakebite by Copperhead Industries or equal. Twisting wires together and sealing with electrical tape is not acceptable. No payment will be made for pipe that does not pass a continuity test through the wires after installation. See standard details for additional requirements.

The locating wire shall terminate at the top of each valve box, air release valve box and manhole and must be capable of extending 24" above the top of the box (or manhole) in such a manner so as not to interfere with the valve operation.

W-24.08 Installation

Installation of PVCP force mains shall comply with the requirements of AWWA Standard C605 "Underground Installation Of Polyvinyl Chloride (PVC) Pressure Pipe and Fittings For Water".

Pipe bending shall not be allowed.

Joint deflections up to a maximum of 1 degree will be permitted at integral bell and spigot joints. Deflections larger than 3 degrees may be accomplished with factory molded or fabricated standard angle fittings; or, a standard deflection shall be accomplished with a factory fabricated fitting of the proper angle. Refer to Section W-24.05.

Air release valves shall use service saddles to attach the corporation stop connection to the PVC pipe. The service saddle body shall be sized exactly to the outside diameter of the pipe, with double straps anchored with a minimum of a four bolt pattern. The service saddle body shall be ductile iron, the sealing gasket shall be BUNA-N rubber and the straps shall be corrosion resistant alloy steel.

W-24.09 Testing

Testing of PVCP force mains shall comply with the requirements of AWWA Standard C605 "Underground Installation Of Polyvinyl Chloride (PVC) Pressure Pipe And Fittings For Water" Section 7 (less references to disinfecting). The hydrostatic and leakage testing may be performed simultaneously. The average hydrostatic test pressure shall be 100 psi.

Air pressure testing of installed pressure pipe is expressly prohibited due to the catastrophic nature of failure should failure occur.

W-24.10 Storage of PVC Pipe

Pipe shall be stored at the job site in unit packages provided by the manufacturer. Caution shall be exercised to avoid compression, damage, or deformation to bell ends of the pipe. When unit packages of PVC pipe are stacked, the Contractor ensure that the weight of upper units does not cause deformation to pipe in lower units.

PVC pipe unit packages shall be supported by racks or dunnage to prevent damage to the bottom during storage. Supports shall be spaced to prevent pipe bending.

PVC pipe shall not be stored close to heat sources or hot objects such as heaters, boilers, steam line, engine exhaust, etc.

When unit packages of PVC pipe are stacked, ensure that the height of the stack does not result in instability which could cause stack collapse, pipe damage, bodily injury, and property damage.

The interior as well as all sealing surfaces of pipe, fittings, and other accessories shall be kept free from dirt and foreign matter.

Gaskets shall be protected from excessive exposure to heat, direct sunlight, ozone, oil and grease.

W-24.11 Handling of PVC Pipe - Standard Procedures

When using fork lifts or other handling equipment, prevent damage to PVC pipe.

When handling PVC pipe, avoid severe impact blows, abrasion damage and gouging or cutting by metal surfaces or rocks. Avoid stressing bell joints and damage of bevel ends.

Pipe shall be lowered, not dropped, from trucks and into trenches.

In preparation for pipe installation, placement (stringing) of pipe shall be as close to the trench as practical and on the opposite side from excavated earth. Bell ends shall point in the direction of work progress.

The Engineer may reject any pipe that shows visible signs of damage resulting from poor storage and handling practices.

W-24.12 Bedding Placement for Pipelines

Select fill material, used as pipe bedding, shall be placed by hand, in uniform layers not greater than 6 inches in loose thickness and thoroughly compacted in place. Select fill material pipe bedding shall extend to one foot over the top of the pipe.

Each layer of select fill shall be thoroughly tamped and compacted in place by hand or with suitable mechanical or pneumatic tools to a dry density not less than 95 percent of the maximum dry density as determined by AASHTO Des: T-180. No stone larger than 4 inches in diameter shall be placed closer than two feet to any point on any pipe.

W-24.13 Trench Backfill

Trench backfilling work shall be done in a manner to prevent dropping of material directly on top of any conduit or pipe from a vertical distance greater than 5 feet. In no case shall backfilling material from a bucket be allowed to fall directly on a structure or pipe and in all cases, the bucket shall be lowered so that the shock of falling earth will not cause damage.

Lumps shall be broken up and if there are any stones, pieces of crushed rock or lumps which cannot be readily broken up, they shall be distributed throughout the mass so that all interstices are solidly filled with fine material.

W-24.14 Backfill for Short Tunnel

Where pipelines are placed in short tunnels, the annular space between the outside of the pipe wall and the tunnel wall shall be completely filled with select fill material or suitable excavated material. Pipelines in short tunnels shall be suitably supported, to permit placing backfill which shall be suitably tamped in place.

W-24.15 Inspection and Testing of Backfilling

All backfill shall be subject to test by the Engineer.

* * *

SECTION 26 - FILLING OF EXISTING SANITARY OR STORM SEWER SYSTEM

W-26.01 General

All void spaces in sewers, manholes, and structures designated to be filled shall be completely filled and closed. The Contractor shall submit to the Engineer for approval a complete description of the equipment, methods, and materials proposed to be employed in demolishing and filling sewers and appurtenances. The Contractor shall be solely responsible for the protection of all utilities, structures and trees, and for the safety of his workmen and the public during the course of the work. All damage to existing utilities, structures, and trees caused by the Contractor's operations shall be promptly repaired by the Contractor to the satisfaction of the Engineer. If, in the opinion of the Engineer, the equipment, methods, and materials proposed by the Contractor may result in damage to nearby structures and utilities or may not assure complete filling of all voids in the sewer and appurtenances to be filled, the Contractor shall alter the equipment, methods, and materials to the satisfaction of the Engineer.

W-26.02 Filling Existing Sewers

Where existing sewers and appurtenances are designated to be filled, the Contractor shall completely fill all sewers, manholes, and other structures with concrete. The concrete shall have a minimum 28-day compressive strength of 500 psi. Fly ash and admixtures, including water reducing agents, plasticizers, and air-entraining agents will be permitted in the mix design for the concrete. No sand will be permitted in the mix design. The concrete mix shall be designed to facilitate flow for long distances by pumping (only) with minimum separation of materials.

Before beginning the grouting operation, the Contractor shall pump clean water through each run of pipe to ensure that there are no obstructions and that the intake/discharge/vent tube system is functional. Prior to and during filling of existing sewers with concrete, the Contractor shall pump or drain water from the storm sewers being filled to other storm sewers, and shall pump or drain water and sewage from the sanitary sewers being filled to other sanitary sewers, as directed by the Engineer to prevent dilution of the fill concrete. Sediment in existing sewers may remain in place.

The Contractor shall fill the sewers with concrete by pumping (only) through vertical pipes passing through bulkheads, all installed by the Contractor and penetrating the pipe to be filled. All intake, discharge, and intermediate vent pipes shall be, at minimum, 4 inches in diameter and installed at regular intervals close enough to ensure complete filling. Filling shall be accomplished in stages as directed by the Engineer. While filling is in progress through one manhole or fill-pipe, the Engineer will observe the level of concrete in the adjacent manhole(s) or pipe(s). If, in the opinion of the Engineer, complete filling of all voids in the sewers and appurtenances is not assured, the Contractor shall install additional fill-pipes or alter his methods of filling, or both, as directed by the Engineer. If, in the opinion of the Engineer, complete filling is still not assured, the Contractor shall excavate and open the top of the pipe at regular intervals as directed by the Engineer to confirm that the entire run is completely filled.

Manhole frames and covers and all other castings and appurtenances shall be removed and conveyed by the Contractor to his own place of disposal unless otherwise directed by the Engineer. The top 2 feet of the manholes shall be removed. Where the manholes are located in grassed areas, 2 feet of top soil shall be placed and the area sodded. Where the manholes are located in the street, the top 2 feet shall be filled with base material or asphalt. All fill-pipes shall be withdrawn and the holes completely filled with concrete. The surface at each manhole and fill-pipe location shall be restored to match the adjacent undisturbed surface to the satisfaction of the Engineer.

Prior to commencing any filling operations, the Contractor shall submit his proposed plan for filling and the proposed concrete mix design for approval by the Engineer. The plan shall show the proposed locations of all fill pipes as well as the location of all existing manholes and structures along the sewer. The plan and mix design shall be revised by the Contractor as considered necessary by the Engineer.

W-26.03 Television Inspection

Prior to grouting of any line, the Contractor shall inspect the pipe by use of a radial view, closed circuit television cameras and shall make a DVD video of the pipe to be grouted so as to identify areas that may have voids in the soil outside of the pipe.

* * *

SECTION 32 - VALVES

W-32.01 General

This section includes all valves to be used on City maintained force mains, City owned pump stations and the Howard F. Curren Advanced Wastewater Treatment Plant. Requirements of this section apply to all valves unless exceptions are shown or stated on the plans or specific provisions.

Plug valves for buried applications shall be provided with mechanical joints. Plug valves for above-ground applications shall be provided with flanged connections.

All force main valves shall be plug valves meeting the requirements of the sub-section "Eccentric Plug Valves."

Valves 2 inches in diameter and smaller shall be all brass or bronze, except the handwheel, and shall have screwed ends. Valves 2-1/2 inches in diameter and larger shall be iron body, bronze mounted with flanged ends, except that in the smaller sizes, valves may be all bronze at the Contractor's option.

All gate, globe, and angle valves shall have rising stems, unless otherwise specified, and shall open when the nut or handwheel is turned counterclockwise. Each handwheel shall be marked with an arrow and the word "Open." Each nut shall be marked with an arrow and shall not be greater than 24 inches in depth below finished grade.

All references to "stainless steel" or "SS" shall mean 316 stainless steel.

All valves of the same type shall be from a single manufacturer. Parts of valves of the same type and size shall be interchangeable.

All valves shall be carefully erected in their respective positions, free from all distortion and strain, and shall be packed and left in satisfactory operating condition.

W-32.02 Submittals

The Contractor shall prepare and submit for approval a complete detail drawing of all valves in accordance with the requirements of the General Provisions. At minimum the submittal shall show all proposed material types to be used as well as proposed interior and exterior coating manufacturer, coating type and proposed minimum dry film thickness.

W-32.03 Flanges

Flanges shall be cast solid and faced accurately at right angles to the axis of the casting. Flanges shall be faced and drilled and shop coated with a rust preventive compound before shipment.

Dimensions and drillings of flanges shall meet the requirements of ANSI B16.1 for working pressures of 125 pounds per square inch. Special drillings shall be provided where required.

W-32.04 Gate Valves

Except as otherwise specified, gate valves shall meet the requirements of Fed. Spec. WW- V- 54, Class A, 125 pounds.

Gate valves shall have standard stuffing box seals. Bonnet bolts, studs, and nuts shall be cadmium plated. Wedging devices shall be bronze to iron or bronze to bronze as specified. Glands shall be bronze bushed; gland bolts and nuts shall be bronze.

Gate valves 2-1/2-inch diameter and larger shall be of the double disc type. Gate valves 2-inch diameter and smaller may be of the double disc or solid wedge type.

Valves with operating nuts or wheels 7 feet or more above the floor shall be provided with chains and chain wheels.

W-32.05 Globe and Angle Valves

Except as otherwise specified herein, globe and angle valves shall meet the requirements of Fed. Spec. WW-V-51, Class A, 125 pounds.

W-32.06 Hose Valves

Hose valves shall be globe or angle valves with rising stems, and rubber composition discs for cold water pressures up to 200 psi, nonshock.

Hose valves shall be all bronze or brass, except the handwheel which shall be of malleable iron. Hose threads shall conform to ANSI B2.4.

W-32.07 Check Valves

Check valves, unless otherwise specified, shall be APCO Series 100 of the horizontal, swing type designed to allow full diameter passage and to operate with a minimum loss of pressure. A Letter of Standardization has been executed for this valve. The letter states that no other valve shall be considered an "or equal" in accordance with the City's standardization program. The "or equal" clause applies to all other equipment, unless specifically excluded by a Single Source Certificate or Letter of Standardization.

Check valves shall have body and body cover of heavily constructed cast iron meeting requirements of ASTM A48, Class 30. Check valve body shall have integrally cast-on end flanges. The flapper shall be rubber and have an "O" ring seating edge and be internally reinforced with steel. The flapper shall be easily replaced while the valve remains in place.

The exterior of the check valve shall be factory coated with an approved interior and exterior corrosion resistance coating. The exterior of the check valve shall receive a field coat as indicated for "Steel Pipe and Fittings" in the Workmanship & Materials Section titled "Painting".

W-32.08 Pump-Check Eccentric Plug Valve

Pump-check valves, unless otherwise specified, shall meet the requirements of the subsection for "Eccentric Plug Valves".

The valve shall be equipped with a G-Series rotary cylinder pneumatic actuator that is properly sized for the existing compressed air system within the pump station.

Plug valves shall be Dezurik PEF (100% Port) eccentric plug valve or approved equal.

W-32.09 Eccentric Plug Valves

Plug valves shall be of the eccentric valve design and shall meet or exceed the requirements of AWWA C517 and shall be designed for 175 PSI 3'-12" and 150 PSI 14"-36". Manufacturer's Name shall be cast in body and Valve shall be serialized for future parts identification. Port area shall be 100% of standard pipe area. The Plug shall be Rectangular with associated Rectangular Port and shall provide dead tight shutoff when seated in the closed position. Body material shall be Cast Iron ASTM A126 Class B, Seats shall be 1/8" thick 95% Nickel and 1/2" wide for proper plug seating. Plug shall be Ductile Iron ASTM A536 and Chloroprene Faced. Bearings shall be sintered, oil impregnated permanently lubricated type 316 stainless steel, include upper and lower grit excluders to prevent grit and foreign solids from entering the bearings. Shaft seals shall be multiple V-ring type and shall be externally adjustable via an air gap and re-packable under pressure without removing the actuator or bonnet from the valve. Valves shall have interior and exterior epoxy.

Plug valves shall be nut operated (1/4 turn) 4" to 8" and gear operated 10" and larger. Both nut and gear operated valves shall have a 2-inch square nut for operation. On pump stations where the valve is 7 feet or more above the floor level, a chain and wheel shall be provided for operation.

Plug valves shall be Dezurik PEF (100% Port) eccentric plug valve or approved equal.

W-32.10 Knife Gate Valves

Valves shall be bonnetless wafer knife gate type with cast single-piece body construction. Lugged ends shall have threaded holes in accordance with ANSI B16.1 125/150 pound standards. Working pressure rating shall be 150 psi in sizes 2"-24". Valve body and gate shall be stainless steel type 316 or as specified. Stem shall be type 304 stainless steel. Valve shall have a round port equal to 100% of the connecting pipe. Valves shall be chloroprene resilient seated or as specified.

The body design shall have no pockets or grooves in the flow port where media can settle and adversely affect closure. The gate shall be polished to provide low thrust requirements and long packing life. The leading edge of the gate shall be beveled to assist in closure. The stem shall be outside of the body and will not contact the flowing media. Valves shall have multi-layer square packing with adjustable packing gland bolting.

All valve bodies shall be tested with water at 150% of rated pressure with no visible leakage. Assembled valves shall be tested for seat leakage with water at 40 psi applied to the back of the gate (pressure in the normal flow direction) and allowable leakage shall be as per MSS SP-81 specifications.

Valves shall be provided with a manually operated direct-mounted handwheel as specified or shown on the construction drawings. Floor stands and extensions shall be provided if specified. Valve superstructures shall be designed to allow easy field interchangeability between manual and pneumatic actuators. New superstructures shall not be required for conversion between manual and pneumatic operators.

Metal surfaces other than stainless steel shall receive a field coat as indicated for “Steel Pipe and Fittings” in the Workmanship & Materials Section titled “Painting”.

Valves shall be model GKU by DeZURIK, Inc, or approved equal.

W-32.11 Multiport Valves

Three-way and four-way valves, unless otherwise specified, shall meet the requirements of the sub-section for eccentric plug valves.

W-32.12 Solenoid Valves

Solenoid valves, unless otherwise shown or specified, shall be normally closed packless type with full area ports. The body and bonnet shall be forged brass and the solenoid core shall be stainless steel. The diaphragm shall be of synthetic rubber assuring long service life. The coils shall be designed for 115-volt, 60-hertz operation and shall be embedded in molded plastic in NEMA Type I general purpose enclosure.

W-32.13 Ball Valves for CPVC Piping

Manually operated ball valves for CPVC piping shall be CPVC ball valves having renewable Teflon ball seats and EPDM seals. Ball valves shall block in both seating directions, leaving full pressure on the opposite end of the valve. The CPVC ball valves shall be rated at not less than 150 psi working pressure at 75 degrees F, self-lubricating, and shall have socket end connectors. The ball valves shall be of true union design to allow for inspection or removal. CPVC ball valves shall be as manufactured by Hayward Industrial Products, Inc., or equal.

W-32.14 Ball Check Valves for CPVC Piping

Ball check valves for CPVC piping shall be constructed of solid CPVC and shall have a CPVC ball. The check valve shall have EPDM O-rings and shall be capable of operating either horizontally or vertically. The check valve shall have a full flow design that provides a free open area that is equivalent to the connecting pipe size. The check valves shall have socket end connectors and shall be of the true union design to allow for inspection and removal of the valve. Ball valves for CPVC piping shall be as manufactured by Hayward Industrial Products, or equal.

W-32.15 Testing

All valves shall be given hydrostatic shop pressure tests at twice the working pressure specified. The valves shall be tested, first by applying the hydrostatic pressure with the valve open and then with the valve closed. The valves shall be tight and secure under the test pressure.

Valves shall be tested in place by the Contractor, as far as practicable, and any defects in valves or connections shall be corrected to the satisfaction of the Engineer.

W-32.16 Painting and Coating

Plug valves shall receive a factory interior and exterior coating of Tnemec Series 141 (4 mils thick).

All other valves shall receive a factory interior and exterior coating of an approved system.

Metal surfaces other than stainless steel shall receive a field coat as indicated for "Machinery and Equipment" in the Workmanship & Materials Section titled "Painting".

Chain wheels shall be coated by galvanizing or electroplating with zinc or cadmium. The chain shall be coated by electroplating with zinc or cadmium. Zinc electroplating shall meet the requirements of Fed. Spec. QQ-Z-325, Type II, Class 2; and cadmium electroplating shall meet the requirements of Fed. Spec. QQ-P-416, Type II, Class 2.

* * *

SECTION 52 - MANHOLE AND STRUCTURE REHABILITATION

W-52.01 General

It is the intent of this specification to provide for the rehabilitation of the existing brick and concrete manholes, junction chambers and structures shown on the drawings, specified and directed by the Engineer. The rehabilitation shall consist of a spray applied 100% solids epoxy system, or urethane resin system, as specified herein. All aspects of the rehabilitation shall be done in strict accordance to the manufacturer's instructions.

It is the Contractor's responsibility to comply with OSHA standards and all regulations pertaining to work in confined space entry.

W-52.02 Submittals

Prior to the commencement of any rehabilitation work, the Contractor shall submit the following to the Engineer for approval:

- 1) A rehabilitation plan detailing the methods, materials and procedures proposed for the rehabilitation of all manholes and junction chambers.
- 2) Mortar and hydraulic cement mix designs detailing the compressive strengths, cement/water ratios, slump, etc.
- 3) Written certification by the protective coating manufacturer stating that the proposed repair material is compatible and acceptable as a substrate for the protective coating to be applied.
- 4) Detailed method of complete containment of debris
- 5) Description of all the equipment to be used for the rehabilitation.
- 6) Safety plan describing all safety equipment to be utilized in compliance with OSHA standards pertaining to work in confined space entry.

W-52.03 Surface Preparation

Surface preparation shall be in strict accordance with the approved coating manufacturer's instructions. All surfaces to be coated shall be cleaned with a high pressure water spray (minimum 5000 psi). The use of acid for cleaning purposes will not be allowed. All deteriorated concrete and loose or protruding brick and mortar shall be removed from the wall and benches in order to obtain a smooth and even substrate suitable for the proposed coating system. Surfaces shall be cleaned and abraded to produce a sound and uncontaminated surface with adequate profile and porosity to provide a strong bond between the proposed material and the substrate. All corroded materials shall be disposed of at an off-site location in accordance with all Federal, State, and local regulations. All infiltration shall be stopped with hydraulic cement or other approved means before installation of the coating system. Any voids in the manhole walls shall be sealed with hydraulic cement.

Repair materials shall be applied in strict accordance with the manufacturer's instructions and shall be finished as recommended by the protective coating manufacturer. At minimum, the repair material shall be troweled or brushed to provide a smooth surface with an average profile equivalent to coarse sandpaper to optimally receive the protective coating.

The Contractor shall install bulkheads or plugs in order to prevent extraneous material from entering the sewer lines.

W – 52.05 Epoxy Coating System

The sprayed applied epoxy coating system shall be as manufactured by Raven Lining Systems, Broken Arrow, Oklahoma, or equal. The product shall be a 100% solids, solvent-free ultra high-build epoxy. The finished epoxy shall be resistant to sulfuric acid attack associated with domestic sewage. The epoxy shall be manually sprayed onto the structures or manholes to provide a uniform smooth and even surface.

The minimum finished thickness shall be as specified on the plans. The coating system shall be capable of being applied over wet surfaces without degrading the final product.

The existing manhole and junction chambers shall be prepared for the application of the epoxy system by cleaning and stoppage of infiltration as specified above. Prior to applying the epoxy liner, the entire manhole surface and benches shall be patched and grouted to the extent needed to provide a smooth and even surface to which the liner will adhere.

The cured epoxy system shall conform to the minimum physical standards, as listed below:

CURED EPOXY	STANDARD	LONG-TERM DATA
TENSILE STRENGTH	ASTM D-638	7,500 psi
FLEXURAL MODULUS	ASTM D-790	600,000 psi
FLEXURAL STRESS	ASTM D-790	13,000 psi
COMPRESSIVE STRENGTH	ASTM D-695	18,000 psi

The Contractor shall provide certified independent, third party test results verifying the minimum physical properties listed above. The tests shall be in conformance with the ASTM specifications listed.

The finished liner shall be cured in strict accordance with the manufacturer’s instructions.

Composite systems containing layers of different materials or cured-in-place resin systems that are inflated in the manholes will not be considered as equal.

W- 52.06 Epoxy Paste (Fast Curing and Moisture Tolerant Coating)

The epoxy paste shall be a two-component moisture tolerant, high adhesive 100% solid strength epoxy paste. The epoxy paste shall be a Concrete Polymer Paste (CPP) as manufactured by EpoxyTec or approved equal. The coating shall be capable of curing underwater and shall be trowel applied up to 1.5-inches thick without sag.

Concrete surfaces shall be prepared for the application of the epoxy paste by cleaning and stoppage of infiltration as specified above. Prior to applying the epoxy paste, concrete surfaces shall be repaired to the extent needed to provide a smooth and even surface to which the liner will adhere.

The epoxy paste shall conform to the minimum physical standards, as listed below:

CURED RESIN	STANDARD	LONG-TERM DATA
TENSILE STRENGTH	ASTM D-638	8,900 psi
FLEXURAL STRESS	ASTM D-790	8,020 psi
FLEXURAL MODULUS	ASTM D-790	720,000 psi

The tensile bond to wet concrete shall be a minimum 525 psi. The Contractor shall provide certified independent, third party test results verifying the minimum physical properties listed above. The tests shall be in conformance with the ASTM specifications listed.

The finished liner shall be cured in strict accordance with the manufacturer’s instructions.

W-52.07 Urethane Resin System

The sprayed applied urethane resin system shall be SprayWall as manufactured by Sprayroq, Inc, Birmingham, Alabama or equal. The finished urethane shall be resistant to sulfuric acid attack associated with domestic sewage. The urethane shall be manually sprayed onto the structures or manholes to provide a uniform smooth surface. The minimum finished thickness shall be as specified on the plans. The coating system shall be capable of being applied over wet surfaces without degrading the final product.

The existing manhole and junction chambers shall be prepared for the application of the urethane system by cleaning and stoppage of infiltration as specified above. Prior to applying the urethane liner, the entire manhole surface and benches shall be patched and grouted to the extent needed to provide a smooth and even surface to which the liner will adhere.

The cured urethane system shall conform to the minimum physical standards, as listed below:

CURED URETHANE	STANDARD	LONG-TERM DATA
TENSILE STRENGTH	ASTM D-638	5,000 psi
FLEXURAL STRESS	ASTM D-790	10,000 psi
FLEXURAL MODULUS	ASTM D-790	550,000 psi

The Contractor shall provide certified independent, third party test results verifying the minimum physical properties listed above. The tests shall be in conformance with the ASTM specifications listed.

The finished liner shall be cured in strict accordance with the manufacturer's instructions.

Composite systems containing layers of different materials or cured-in-place resin systems that are inflated in the manholes will not be considered as equal.

W-52.08 Contractor Qualifications

The manufacturer and installer of the rehabilitation system shall be specialized in the design and installation of the rehabilitation system for at least 5 years. The installer shall be approved and certified in writing by the manufacturer and shall be completely trained in leak repair, surface preparation, and installation of the rehabilitation system. References shall be provided upon request to demonstrate that the installer has successfully used the rehabilitation system in Florida on a minimum of 5 projects, one of which must be at least 5 years old.

W-52.09 Thickness Verification and Inspection

The Contractor shall provide a method of verifying the actual coating thickness installed to ensure it meets or exceeds the minimum values specified. The proposed liner thickness verification method shall be submitted to the Engineer for approval.

The Contractor may utilize a wet film thickness gage meeting ASTM D4414 to ensure monolithic coating and uniform thickness during application. A minimum of three readings per 200 square foot area shall be recorded. Documentation on thickness readings shall be conveyed to the Inspector on a daily basis when the coating application occurs.

All phases of the manhole rehabilitations such as surface preparation, bench reconstruction, liner installation, annulus sealing, grouting, curing, testing, etc., will be inspected by the Department's Field Engineering personnel for conformance to the specifications, construction drawings, and liner manufacturer's instructions. The Contractor shall, therefore, coordinate his schedule for the installation of the structural coating system with the field office, and with due regard for site and weather conditions prevailing at the time.

The final manholes shall be completely free of defects.

The Contractor shall inspect all rehabilitated manholes utilizing closed circuit television 24 hours after coating system is complete. The intent of the inspection is to find any deficiencies to the finished liner. Contractor shall repair deficiencies within 1 week of notification. All television inspection videos to be provided to the City shall be in DVD format. One copy of the DVD shall become the property of the City.

W-52.10 Rehabilitated Manhole Re-Inspection

The Contractor shall be required to assist in re-inspection of all manholes 10 months after rehabilitation has been completed. The re-inspection shall be completed with but not limited to Maintenance of traffic, surface cleaning, video with a CCTV pole camera, hand tools, as necessary for inspection as required by the Engineer to ensure no system failures have occurred as listed in the Workmanship and Materials Section W-52.11 Warranty. All surfaces to be re-inspected shall be cleaned with a high-pressure water spray (minimum 5000 psi) prior to video with the CCTV pole camera. The Contractor shall repair deficiencies within 1 week of notification. Re-Inspection shall be completed at no additional cost to the City.

W-52.11 Spark Testing

The coating system shall be spark tested prior to acceptance. The holiday testing shall be in strict accordance with NACE SPO188. After the coating has set hard to touch, it shall be inspected with high-voltage holiday detection equipment. An induced holiday shall be made onto the coated concrete surface and will serve to determine the minimum/maximum voltage to be used to test the coating for holidays at that particular area. The spark tester shall be initially set at 100 volts per 1 mil (25 microns) of minimum specified (not average) film thickness applied but may be increased if it is insufficient to detect the induced holiday. All detected holidays shall be marked and repaired per the manufacturer's recommendations. All costs associated with the testing shall be born by the Contractor. Testing equipment shall be in good working condition and evidence of certified calibration within the last year shall be provided before the detection test equipment shall be used.

W-52.12 Warranty

The Manhole Rehabilitation Contractor shall furnish the City of Tampa with an unconditional 5-year warranty for materials and workmanship. This warranty shall be a guarantee against failure for the warranty period. Failure shall be defined to occur if the rehabilitation system fails to:

1. Prevent the internal damage or corrosion of the structure.
2. Prevent groundwater infiltration.
3. Adhere to existing structure wall.

If any failures occur within the specified warranty period after final acceptance, the Contractor shall repair or restore the structure to its previously accepted state including all materials, labor, and at no additional cost to the City. Repair shall be completed within 30 days of written notification of the failure.

* * *

SECTION 68 - MISCELLANEOUS PIPE AND FITTINGS

W-68.01 General

Miscellaneous pipe and fittings include all aluminum, copper, brass, plastic, cast iron soil pipe and fittings. Such pipelines shall be provided where shown or specified.

Completely detailed working drawings shall be submitted by the Contractor for approval by the Engineer in conformance with the requirements of the General Provisions. Such drawings shall show the piping layouts and contain schedules of all pipe, fittings, valves, expansion joints, flexible couplings, hangars and supports, and other appurtenances. When any of the work is of special design, such work shall be shown in large detail and shall be completely described and dimensioned.

Miscellaneous pipelines which are shown in diagram on the Plans shall be arranged clear of other pipelines and equipment and be fitted and installed in a neat and workmanlike manner in accordance with approved shop drawings. An adequate number of unions shall be provided in main pipe and branch pipe runs to facilitate dismantling or removal of pipeline sections without disturbing adjacent branch or connecting lines.

Where connections between pipelines or equipment of corrosion-causing dissimilar metals are required, the junction of the two dissimilar metals shall be made through a dielectric insulating coupling, union, or other approved dielectric insulating device. Dielectric insulating fittings shall be those manufactured by Walter Vallett Company, Detroit, MI; EPCO, Inc., Cleveland, OH; or equal.

Couplings will be permitted only to join standard lengths of pipe and as required to complete a straight run of pipe. Joining by couplings, of random lengths of pipe and cuttings from standard lengths to form a required run, will not be permitted.

Reduced fittings shall be used for all changes in pipe size. Bushings will not be permitted.

W-68.02 Aluminum Pipe and Fittings

Aluminum pipe shall be ANSI B36.10, Schedule 40, Alloy AA No. 6061-T6 conforming to ASTM B 241. Fittings shall be aluminum forged welding fittings or cast threaded fittings conforming to ASTM B 26 or B 108. Joints shall be flanged or made with aluminum mechanical couplings for use with grooved, flared, or plain end pipe. When grooved couplings are used, the grooves shall be rolled into the pipe in conformance with the coupling manufacturer's specifications. Cut grooves will not be permitted. Fittings and couplings shall be carefully assembled with an approved lubricating compound to prevent seizing of the connection and overstressing of the pipe. For pipelines subject to internal pressure, the lubricating compound shall provide lubrication and sealing.

Supports for aluminum pipelines shall be aluminum, hot-dipped galvanized steel or other approved type painted with a minimum of two coats of high quality aluminum paint before erection.

Where aluminum pipelines are specified to be hot bituminous coated and wrapped, the work shall conform with the requirements of the Workmanship and Materials section headed "Steel Pipe and Fittings," except that the reinforcing wrap used in conjunction with the coating shall be of borosilicate-type glass fiber.

Plastic tape wrapping may be used for aluminum pipelines in lieu of hot bituminous coating and wrapping. Plastic tape shall be 14 mils minimum thickness Polyken 900 or 980 as manufactured by the Kendal Company; Trantext E-20 as manufactured by Johns-Manville; or equal. The tape shall be applied over the manufacturer's primer and in strict accordance with the manufacturer's instructions. Plastic tape wrapping on pipelines shall be tested using high voltage type detection equipment to signal a holiday across a gap twice as great as the tape thickness.

Where aluminum pipelines are encased in concrete, all pipe and fittings in contact with concrete shall be given 4 coats of asphalt varnish meeting the requirements of Fed. Spec. TT-V-51.

Aluminum pipelines to be painted shall conform to the requirements of the Workmanship and Materials section headed "Painting."

Connections to equipment shall be made with screwed connections or flexible pipe as shown on the Plans. Flexible piping shall be of the same nominal size as that of the connected pipe with a strength adequate for the pipeline pressures specified. Pipe ends shall be securely anchored where connected to flexible piping. Flexible piping shall be helically corrugated metal hose with screwed connections and shall be Series 300, bronze braided, as made by Flexonics, Inc., Bartlett, IL. or equal.

W-68.03 Brass Pipe and Fittings

Brass pipe shall be red brass pipe meeting the requirements of ASTM B 43. Pipe sizes, wall thickness, and dimensions shall meet the requirements of ASTM B 251 Table I for regular pipe. Brass pipe fittings shall be screwed and malleable iron pattern meeting the requirements of ANSI B 16.15. They shall be finished rough, unless otherwise specified. Unions shall be of all brass or bronze with ground joints and shall be left semi-finished. Fittings shall be rated for steam working pressures up to 125 psi. Joints shall be screwed type with threads clean cut, tapered and smooth meeting the requirements of ANSI B2.1.

W-68.04 Plastic Pipe and Fittings

Plastic pipe and fittings shall be Schedule 80 PVC pipe meeting the requirements of ASTM D 1785 Type 1, Grade 1, normal impact.

Chlorinated polyvinyl chloride (CPVC) shall meet the requirements of ASTM F 441. Plastic fittings shall be solvent welding socket type meeting the requirements of ASTM D 2467 for PVC and F 439 for CPVC unless shown or specified otherwise. Solvent cement for PVC and CPVC plastic pipe and fittings shall meet the requirements of ASTM D 2564. Adequate provision shall be made for pipe expansion.

W-68.05 Cast-Iron Soil Pipe and Fittings

Cast-iron soil pipe and fittings shall be extra heavy and shall meet the requirements of Commercial Standard CS 188 published by the United States Department of Commerce. Pipe and fittings which will not be exposed in the finished work shall have a bituminous lining and coating meeting the requirements of ANSI A21.6. Pipe and fittings exposed in the finished work shall be painted on the outside as specified for cast-iron pipelines in the Workmanship and Materials section headed "Painting."

Joints shall be lead and oakum or rubber gasket compression type. Leaded joints shall be thoroughly caulked with packed oakum and molten lead. Twelve ounces of soft pig or bar lead shall be used in each joint for each 1-inch diameter pipe. The lead shall be poured in at one time. The face of lead joints shall be finished with the face of the hub and left without putty, paint, or cement. Rubber gasket joints shall have gaskets extending for the full depth of the bell and overlapping the face of the bell. All joints shall be leakproof and gastight. Joints made before setting pipe shall be remade after being placed in position.

W-68.06 Copper Pipe and Fittings

Copper pipe 3 inches in diameter and smaller shall be Type K hard drawn copper tubing and shall meet the requirements of ASTM B 88. Fittings for copper tubing shall be case-brass solder fittings. Joints shall be threaded or soldered.

Copper pipe larger than 3 inches in diameter shall be regular seamless copper pipe meeting the requirements of ASTM B 42. Fittings for copper pipe shall be solder type of the same material as the pipe. Joints shall be threaded or brazed.

W-68.07 Fiberglass Reinforced Plastic Pipe and Fittings

Fiberglass reinforced plastic (FRP) pipe and fittings shall be constructed by filament winding and custom contact molded techniques. The polyester resin used shall be corrosion resistant in the presence of sewage and sewage gases, shall be non-pigmented, and shall be ICI Americas ATLAC 400, Ashland Chemical ARAPOL 7240, or equal. FRP pipe shall be constructed in general in conformance with Voluntary Product Standard PS 15-69.

FRP pipe shall be free from all defects including indentations, delaminations, bubbles, pinholes, scratches, cracks, foreign inclusions, and resin-starved areas. The pipe shall be round and straight and the bore of the pipe shall be smooth and uniform.

The FRP pipe shall be a filament wound laminate with an inner corrosion barrier, a structural layer, and an out corrosion barrier. The inner layer shall be composed of "C" glass surface veil, 10 mils thick, and two layers of 1-1/2 ounce mat. This layer shall be hand rolled and allowed to harden.

The structural layer shall consist of alternate layers of filament wound roving, Type "E" glass, with a layer of 1-1/2 ounce mat embedded in the rovings at the mid-point of construction.

The outer layer shall consist of 1-1/2 ounce mat hand rolled. U.V. inhibitor shall be incorporated in the final coat of resin. The outer surface shall be relatively smooth with no exposed glass fibers.

Flanges shall be custom contact molded on pipe stubs with a liner of "C" glass and additional layers of 1-1/2 ounce mat. Flanges shall be designed for an internal pressure of 25 psi. The flange outside diameter, bolt circles, number of bolt holes, and bolt-hole diameters shall be in accordance with ANSI Class 150. All bolts shall be Type 304 stainless steel.

Cut edges shall be coated with the specified resin.

Mold release agents shall be removed prior to shipment.

FRP pipe and fittings shall be shipped horizontal on padded cradles. All tie-down straps shall have provisions for thermal expansion and shall be padded where in contact with the pipe or fittings. Flange faces shall be protected in shipment by covering with plywood or hardboard securely fastened.

W-68.08 Expansion and Flexible Couplings

Provisions for pipeline expansion shall be in accordance with the Workmanship and Materials section headed "Steel Pipe and Fittings."

W-68.09 Sleeves and Wall Castings

At all points where pipes must pass through walls or floors of structures where wall castings are not provided, the Contractor shall install suitable sleeves unless shown or specified otherwise. Sleeves inside buildings and between floors shall be of steel with a minimum thickness of Schedule 40 and the space between the pipe and the sleeve shall be caulked with lead and oakum. Sleeves through walls of structures shall be cast-iron solid sleeves meeting the requirements of AWWA C100 with caulked bell and spigot or mechanical joint ends, except as otherwise specified.

Sleeves through walls where piping materials, as scheduled and detailed on the Plans, are not suited for use with cast-iron solid sleeves as previously specified, shall be of steel with a minimum thickness of Schedule 40. Seals shall be modular mechanical type consisting of interlocking synthetic rubber links shaped to continuously fill the annular space between the pipe and the sleeve. The modular mechanical seals shall be Link Seal as manufactured by Thunderline Corp., Wayne, MI, or equal.

Piping and vents through roofs shall be provided with caulked sleeves and a 6-pound sheet lead flashing consisting of a 24- by 24-inch flat base with a tubular vertical sleeve surrounding the pipe. The tubular sleeve shall turn in at the top of the pipe or be attached to the pipe with a flashing ring, depending on the termination arrangement of the pipe or vent.

W-68.10 Cleanouts

Cleanouts shall be provided where shown or specified, and shall meet the requirements of the Workmanship and Materials section headed "Ductile Iron Pipe and Fittings," unless otherwise specified.

W-68.11 Laying and Jointing Buried Pipelines

Miscellaneous pipe shall be transported, delivered, and installed in accordance with the requirements of the Workmanship and Materials section headed "Laying and Jointing Buried Pipeline."

W-68.12 Erecting and Jointing Interior Piping

All miscellaneous pipelines shall be permanently erected and supporting devices shall be furnished and installed as specified in the Workmanship and Materials section headed "Erecting and Jointing Interior Piping."

W-68.13 Insulation

Miscellaneous pipelines shall be insulated where shown or specified and shall conform to the requirements of the Workmanship and Materials section headed "Insulation."

W-68.14 Drip Pans

The Contractor shall furnish and install 16-ounce copper polished reinforced drip pans under all metallic pipelines installed over electrical equipment. The drip pans shall be properly drained, tapped, and connected with 1/2-inch red brass pipe into the drainage system.

W-68.15 Soil and Waste Piping

All piping for soil or waste, and vent 3 inches in diameter and smaller shall be of copper as specified hereinbefore unless otherwise shown or required. All piping for soil, waste, vent or drain lines 4 inches in diameter and larger, shall be ductile-iron soil pipe as specified hereinbefore unless otherwise shown or required. Screwed cleanouts shall be provided at the ends of all drainage lines, at changes of direction, and at other points to make the entire drainage system accessible for rodding. Cleanouts shall be the same size as piping but not larger than 4-inch diameter and shall be closed gastight with cast-brass cleanout plugs. Cleanouts not accessible below the floor shall be extended to the floor level and provided with deck plate plugs.

Horizontal soil or waste drainage piping 2-1/2 inches in diameter and smaller shall be installed with a minimum uniform pitch of 1/4 inch per running foot. Horizontal soil or waste drainage piping 3 inches in diameter and larger shall be installed with a minimum uniform pitch of 1/8 inch per running foot. Offsets in piping shall be made at angles of 45 degrees or less. Horizontal vent piping shall be graded to prevent an accumulation of water.

Each vent pipe passing through a roof shall be provided with a 6-pound sheet lead flashing consisting of a 24- by 24-inch flat base with a tubular vertical sleeve surrounding the pipe. The tubular sleeve shall turn in at the top of the pipe or be attached to the pipe with a flashing ring, depending on the termination arrangement of the pipe or vent.

W-68.16 Hot and Cold City Water Piping

Water piping shall be installed to permit easy drainage of all parts of the system. Low points of water piping shall be provided with a 1/2-inch globe valve, nipple, and 3/4-inch hose coupling.

Swing joints or expansion loops shall be installed where necessary to allow for pipe expansion. Branches from hot water mains shall be provided with at least four fittings, including the tee in the main. Threaded fittings shall be used at swing joints.

All piping shall be sectionally controlled by shutoff valves to permit shutting off groups of fixtures without interrupting service to other parts of the system. All connections to equipment, fixtures, and apparatus shall be provided with shutoff valves. All valves shall be installed with stems on the horizontal or above the horizontal. Valves shall not be installed with stems below the horizontal plane.

Air chambers at least 12 inches long and the same pipe size as the water branch shall be provided at each plumbing fixture. All nipples shall be made of extra heavy pipe. Close nipples will not be permitted.

W-68.17 Drains

Piping for floor drains shall be ductile-iron soil pipe as specified hereinbefore. Floor drainage piping shall be pitched as shown or required to give complete drainage. Screwed cleanouts shall be provided at the ends of all drainage lines, at changes in direction, and at other points necessary to make the entire drainage system accessible for rodding. Cleanouts shall be the same size as piping but not larger than 4 inches, unless otherwise shown or specified. Equipment drains shall be 2 inches minimum or larger if required for approved equipment. Equipment drains are only generally located on the Plans. Final locations of equipment drains shall be as required to serve approved equipment.

In the following schedule of drainage appurtenances, catalog numbers refer to items manufactured by Josam or Neenah Foundry. Equal items by Wade, Zurn, or East Jordan Iron Works will be acceptable:

Roof Drains: Josam 4110, 4-inch minimum
Floor Drains: Josam 3510, 4-inch unless otherwise shown
Cleanouts: Josam 8310
Equipment Drains: Josam 3510 with Model FF Funnel
Gallery Drains: Neenah Model R-4941

W-68.18 Painting, Linings, Coatings

Painting shall conform to the requirements of the Workmanship and Materials section headed "Painting."

Linings and coatings, unless specified otherwise, shall be applied to all parts of the pipelines, including fittings, flanges, wall pipes, or castings.

Where buried piping connects to aboveground pipe, the coating or other protection for the buried pipe shall extend 6 inches above finish or other grade given by the Engineer.

W-68.19 Pipe Schedule

The following schedule of miscellaneous pipelines is given for information purposes only and should not be deemed to be complete. The schedule of miscellaneous pipelines shall be finally verified by the Contractor. Parts of wall casting sleeves, or piping which extend into a gallery or building shall be painted as specified for the attached pipelines.

The following abbreviations apply to the Schedule:

- AL - Aluminum
- BR - Brass
- CK - Copper - Type K or L
- CPVC - Chlorinated Polyvinyl Chloride
- PVC - Polyvinyl Chloride
- FL - Flanged Joint
- SC - Screwed
- SW - Solvent Welded
- W - Welded
- G - Grooved Coupling
- SD - Soldered
- CB - Cast Brass
- BWH - Hot Bituminous Coating and Wrapped
- PT - Plastic Tape Wrapping
- FX - Flexible Coupling
- EC - Encased in Concrete
- P - Painted
- I - Insulated
- A - Air test pressure, all other test pressures hydrostatic
- NIC - Not In Contact

Schedule of Miscellaneous Pipelines

Service & Location	Diameter Inches	Test Pressure Psi	Joint Type	Fitting Type	Protection Inside	Protection Outside
Inside Piping Screen & Grit Building #2						
Plant Air	1/4-2	CK 150	SD	CB	-	P
Effluent Water	1/4-1-1/2	CK 100	SD	CB	-	IP
Plant Water	1-1/12	CK 120	SD	CB	-	IP
Drains	NIC					

* * *

SECTION 84 - VALVE AND GATE OPERATORS

W-84.01 General

All valves and sluice and slide gates shall be manually operated unless otherwise shown or specified. Operators include manual operators with levers, tee wrenches, handwheels, chain wheels and chains, cranks and floor stands; electric motor operators with manually operated handwheels; pneumatic cylinder operators and sluice and slide gate electric motor operators designed for continuous duty service to provide modulating or throttling control.

Valve and sluice and slide gate operators shall be provided complete with all appurtenances necessary for the equipment to perform its intended function. Such appurtenances include, but are not limited to, anchor bolts and other mounting hardware, limit switches, pressure switches, gauges, control switches and control valves, electrical supply connections, air supply piping, control valves and regulating controls, solenoid valves, extension stems, local and remote indicators, torque switches, operating nuts, purge water service with all associated piping valves and controls, push- button controls, indicating lights, floor boxes, direct burial valve boxes, and other such items.

All electrical equipment and appurtenances associated with valve and gate operators installed in hazardous areas shall meet the requirements for Class I, Division I, Group D hazardous areas and shall be approved by the U.L., Inc. for use in such areas.

All valves and sluice gates shall be manually operated, unless otherwise shown, specified, or directed.

All direct burial valves shall be provided with adjustable type cast-iron valve boxes and extension stems to grade. All direct burial valves and valves in manholes shall have operating nuts and extended operating shafts to grade or as shown. Two tee wrenches shall be provided for each size and type of operating nut.

Manual operators for valves 3 inches and larger shall be handwheels, unless otherwise shown or specified.

Plug valves 8 inches and smaller shall be wrench operated with operating nuts. One wrench of suitable length shall be furnished for each three of such size operating nuts. Plug valves with operating nuts that are extended shaft type and operated from floor boxes shall be provided with two tee wrenches for each size and type of operating nut. Plug valves 10 inches and larger shall be gear operated with handwheels.

Any plug or butterfly valve located 7 feet or more above the operating floor shall have chains and chain wheel or chain lever operators to permit operation from the operating floor. The Contractor shall provide suitable hooks fastened to walls or other parts of the structure on which the chains may be hung when not in use.

Butterfly valve operations shall meet the requirements of AWWA C504, except as otherwise shown or specified. Manual butterfly valve operators shall be of the worm gear or traveling nut type and all gearing shall be totally enclosed. Butterfly valves 8 inches and smaller on process air lines may be lever operated.

Worm gear type operators shall include a worm gear and matching drive worm. Bearings shall be provided for each rotating member.

Traveling nut type operators shall include a threaded steel screw and a bronze nut. A slotted lever or link lever system shall be provided to transfer the applied torque to the disc shaft. All rotating shafts, screws, and links shall have separate bearings. Thrust bearings shall be provided.

W-84.02 Manual Valve Operators

Manual valve operators shall be of the lever type, handwheel, chain lever, chain wheel with worm gear or wrench type and shall be designed so that a pull of not more than 40 pounds on the manual operator will produce an output torque equivalent to the maximum valve shaft torque required to operate the valve under maximum line pressures and velocities. Lever and wrench handles and gear operators shall be of the locking type to prevent the valve disc from creeping or fluttering when in any intermediate position between open and closed. Gear operators shall be permanently lubricated, totally enclosed, with adjustable stops for the open and closed positions to prevent overtravel in either direction and shall have a valve disc position indicator.

Manual valve operators shall be provided for direct burial butterfly valves.

W-84.03 Floor Stands

Floor stands for 12-inch and smaller valves and sluice gates and 24-inch and smaller slide gates shall be wheel operated without gears. Floor stands for 12-inch to 20-inch valves and gates shall be single crank, single speed operated. Floor stands for 24-inch and larger valves and gates shall be single crank, two speed operated.

Materials used in floor stands shall meet the requirements of the specifications for materials used in valves and sluice gates. Frames shall be of cast iron of heavy and substantial design with smooth exterior and neat appearance. Adequate provision shall be made for lubrication and all operating parts shall be protected.

Each floor stand shall be equipped with a nameplate stating the gate or valve controlled by the stand shall also be stamped with an arrow and the word "Open" to indicate the direction of rotation.

Floor stands for rising stem valves or gates shall be fitted with ball or roller bearings designed to take the thrust and equipped with a hood to protect the stem and an indicator to show the position of the valve or gate, as specified under the Workmanship and Materials section headed "Sluice Gates." Floor stands for nonrising stem valves or gates shall be provided with an indicator to show the position of the valve or gate.

Operating nuts shall be of bronze meeting the requirements of ASTM B62, finished all over, suitably splined to connect with the handwheel or gear and with threads which will engage smoothly with those of the lifting shaft.

Crank-operated floor stands shall be operated by a crank that will open the valve or gate when the crank is turned counterclockwise. The center of the crank shall be approximately 38 inches above the floor. Gears shall be bevel or worm, of hardened steel or manganese bronze, with machine cut teeth and shall be enclosed in a cast-iron body. The crank shall have a brass, sleeve- type handgrip rotating freely on the handle. The gear ratio shall be such that the stand will operate the valve or sluice gate with a maximum force of 40 pounds on the crank at the single or low speed.

Handwheel-operated stands shall have handwheels that open the valve or sluice gate when the wheel is turned counterclockwise. The center of the handwheel shall be approximately 36 inches above the floor. The handwheel shall be of sufficient diameter so that the stand will operate the valve or sluice gate with a maximum pull on the handwheel of 40 pounds.

Floor stands shall be solidly and accurately set to center over the gate or valve and shall be bolted to the floor with through-bolts wherever possible.

Approximately 3/4 inch of Embeco cement grout or equal shall be placed beneath the floor stand to assure uniform support.

W-84.04 Bench Stands

Bench stands shall meet the requirements for floor stands, except that instead of a conventional pedestal for floor mounting, a special housing adapted to bench stand use shall be provided. Manually operated floor stands located more than 7 feet above the floor shall be provided with chains and chain wheels, meeting similar requirements specified herein and in the Workmanship and Materials section headed "Valves."

W-84.05 Electric Motor Operators

Valve and sluice gate motor operators shall be the close-coupled electric motor-driven screw type. Valve motor operators shall operate the valves from full closed to full open in 120 seconds when the valve is subjected to rated pressure and flow. Sluice gate motor operators shall be capable of operating the gates at a rate of 12 inches per minute in either direction when the gate is subjected to maximum head. Motor operators shall be totally enclosed NEMA 4 or NEMA 7 where explosion-proof construction is shown or specified. Operator enclosures shall be provided with 120-volt compartment heaters. The motor operator shall comprise a motor, power gearing, a handwheel operator, an integral controller, limit and torque switches and push buttons for open- stop-close operation. Valve operators shall have an external indicator to show the position of the valve. Gate operators shall include floor stands and yokes for self-contained gates. Additional limit switches, indicating lights, position transmitters and remote position indicators, remote operating controls and other accessories and controls shall be provided as shown, specified, or required.

Each operator shall be arranged for 480-volt, 3-phase, 60-hertz electrical supply. All controls shall be 120-volt, single-phase, 60-hertz and shall be provided with an integral 480/120-volt control transformer with fused secondary.

Motors shall be of the high starting torque, ball bearing, squirrel-cage type designed for intermittent operation on 480-volt, 3-phase, 60-hertz electrical current, except as otherwise shown, specified, or required. The stator windings shall have Class B or better insulation. Joints at the end rings shall be silver soldered, unless the bars of the squirrel-cage winding are cast integrally with the end rings. The operator shall have geared limit switches to stop the movement in each direction and adjustable torque switches to stop the opening or closing movements in case of an obstruction. At the end of two complete operating cycles with no intervening time delay, the motor winding or controller elements shall not exceed a temperature rise of 75 degrees C above an ambient or 40 degrees C when measured by thermometer, or 85 degrees C when measured by resistance.

The motor shall be capable of operating the gate or valve against the maximum differential line pressure when voltage at the terminals is within 15 percent of nominal voltage.

Drive units shall be arranged to permit the motor to attain full speed before the load is energized. Overload relays shall be provided in each phase of the motor. Full calculations for each size of motor operator indicating forces, full load and locked rotor current and horsepower shall be furnished to the Engineer for approval.

A handwheel or crank shall be provided for manual operation. The operator must be responsive to manual operation at all times, except when being electrically operated. The handwheel shall not rotate during electric operation. The motor shall not rotate during handwheel operation nor shall a fused motor prevent manual operation. When in manual operating position, the operator shall automatically return to electric operation when the motor is energized and remain in the motor position until manual operation is desired. The movement from motor to manual operation shall be accomplished by a positive declutching mechanism which will disengage the motor mechanically but not electrically. Failure of motor gearing shall not render hand operation impossible. Handwheels shall be removable and adaptor keys provided to permit operation by a portable operator. Electrical operation of the motor shall be as shown or specified.

The controller shall be a NEMA rated reversing controller, complete with mechanical interlocks and overload relays, and be an integral part of the operator. Contacts shall be provided for indicating lights as shown, specified, or required. One light on shall indicate that the gate is fully open; the other light on shall indicate that it is fully closed; and both lights on shall indicate that it is in an intermediate position. The internal wiring in the valve operator shall be arranged so that the opening and closing coils cannot be energized simultaneously at any time, regardless of external wiring connections.

Power gearing shall consist of generated gears of heat-treated steel and worm gearing. The worm shall be of hardened alloy steel with the threads ground and polished after heat treating. The worm gear shall be of chilled nickel bronze. Antifriction bearings shall be used throughout and the operator shall be grease or oil bath lubricated. Lubricants shall be suitable for ambient temperatures from 40 to 150 degrees F.

Limit switches and torque switches shall be the adjustable type with auxiliary contacts, operative in either direction of travel. Limit switches shall be "in step" with torque switches at all times whether in motor or manual operation. The operator shall have geared limit switches to stop movement in each direction and torque switches shall be provided for protection against mechanical overload and to stop movement in either direction if an obstruction is encountered. The number, function, and arrangement of limit switches shall be as shown, specified, or required.

When used for gates or valves specified for continuous duty service (but not modulating or throttling continuous duty service), motor operators and all required accessories shall be designed for such service. Such motor operators shall conform to all applicable requirements specified herein and, in addition, the operator shall be designed to move gates at a speed of 6 inches per minute in either direction. An easily replaceable stem nut shall be provided which can be installed in the top of the unit without removing the operator from the stand. The stem nut shall be of nylon suitable for continuous duty service without stem lubrication.

Motor operators shall be as manufactured by E-I-M Company; Limatorque Corp.; Rotork, Inc.; or equal.

W-84.06 Electric Gate Motor Operators - Modulating Service

Sluice gate electric motor operators shall be designed for continuous duty modulating service where shown, specified, or required. The operator shall be arranged to move the gate at a speed of 6 inches per minute in either direction.

Motors shall be specifically designed and rated for continuous duty operation and arranged for 240-volt, single-phase, 60-hertz electrical power supply. Power gearing shall be of sufficient capacity to provide adequate service life for continuous duty modulating service.

Operators shall have an easily replaceable stem nut which can be installed in the top of the unit without removing the operator from its floor stand. The stem nut shall be of nylon suitable for modulating service without stem lubrication.

The control module shall be an electronic solid state type with proportional power variation to control the speed of the d-c motor. The control module shall be integrally mounted within the operator switch compartment and shall consist of an error detection circuit powered by a closely regulated d-c power supply and a thyristor section to power the motor. The control module shall be capable of accepting a 4-20 ma d-c signal. The error detection section of the module shall compare the in-out signal to the feedback signal and if a difference greater than one percent is detected, it shall cause the motor to move the gate to the appropriate position at a speed proportional to the amount of error. For very small signals, an integrating circuit shall automatically increase the trigger time to the thyristors to decrease the error. There shall be no bumping or hunting in the operation. A span adjustment shall be provided which shall be 100 percent of command signal span. There shall be no interaction between any adjustments on the control module such as span, dead band, gain, and zero.

A 2-position selector switch marked AUTO and MANUAL plus two push buttons marked OPEN and CLOSE shall be integrally mounted on the operator. A key locking arrangement shall be provided and arranged so that the operator cannot be shifted out of the AUTO position without insertion of a key device. The OPEN and CLOSE push buttons on the operator shall be inoperable when the unit is in the AUTO position. When in the AUTO position, the operator shall respond to a signal as shown, specified, and required. When in MANUAL position, the operator shall be operable by either push buttons or handwheel.

The operator shall be designed such that an increase in signal will open the gate and upon loss of signal the gate will remain in position.

Other accessories and controls such as remote operating push buttons, indicators, position transmitters, and like items shall be provided as shown, specified, or required.

Motor operators for continuous duty modulating service shall be the "Modutronic" model as manufactured by Limitorque Corporation, or equal.

W-84.07 Valve Limit Switches

Valves shall be provided with suitable mechanical cam gear type limit switches for remote operation, indication and other control as shown, specified, and required. Each limit switch shall be compatible with its associated operation and suitable for the service intended. Limit switches shall be furnished with valves by the valve manufacturer.

Mechanical limit switches shall be 2-pole, 3-pole, or 4-pole gang-mounted in required multiples and with necessary mechanical linkage. Switch contact ratings shall be 120-volt a-c, 20 amperes at 75 to 100 percent power factor, and 124-volt d-c, 5 amperes minimum. Mechanical limit switches shall be Series SL2, 3, or 4HC for normal use, as manufactured by National Acme, Cleveland, Ohio, or equal. Explosion-proof type shall be Series SL2, 3, or 4XC, or equal. All enclosures shall be watertight and oiltight for normal service and of cast aluminum for explosion-proof type. Operating levers shall be National Acme Series D-1260, or equal. Switches shall be complete with all racks, gears, cam, linkages, mountings, and accessories as required.

W-84.08 Pneumatic Cylinder-Operated Pump Check Plug Valves

Each pneumatic cylinder-operated pump check plug valve shall include a 4-way, solenoid-operated pilot valve, a limit switch, a manual override system on the solenoid, a manual selector switch, a double-acting pneumatic cylinder, speed control valves, piping, pressure switch, and rapid closing system with 2-way solenoid valve. Accessories and connection to the plant air system shall be as shown, specified, and required.

The operation of the automatic pump check valves shall be as follows:

1. Pump motor starts. The control pressure switch, located between the pump and check valve, closes due to pumping pressure and energizes the 4-way solenoid pilot valve.
2. Air enters the cylinder actuator and the valve begins to open at a preset speed.

3. The valve continues to open as the pump output increases.
4. Valve and pump reach 100 percent capacity simultaneously.

Close Cycle

1. When a pump stop signal is initiated for any particular control sequence shown, the 4-way solenoid pilot valve is de-energized causing the check valve to begin the closing cycle at a preset speed.
2. Pump motor continues to run.
3. As the valve moves towards the closed position, the limit switch contacts open at a preset point, de-energizing the motor starter coil. The motor starter contacts open at a preset point, de-energizing the motor starter coil. The motor starter contacts open and the pump motor stops.
4. The valve continues to close as the pump slows down, the valve closing completely just as forward flow from the pump stops.
5. The system is ready for another open cycle.

Manual Functions

1. A manual override button shall be furnished on the 4-way solenoid pilot valve to allow manual, local operation of the check valve.
2. For manual operation, a manual-automatic selector valve shall be provided. In the manual position, the actuator piping is isolated from the supply pressure and the pressure between the opposing cylinder supply lines is relieved permitting manual operation of the valve by a wrench on the manual nut.

Rapid Closing Operation

1. A 2-way quick close solenoid pilot valve shall be provided on the cylinder operator which shall be continuously energized. Upon power failure to the pump motor, this valve shall be de-energized, causing the check valve to close immediately.

Each pneumatic cylinder shall have a fiberglass barrel with plastic coated cast-iron piston, and shall be guided throughout the length of its travel by teflon wearing rings, and shall have Buna- N seal rings. The piston rod shall be of nickel plated steel with O-ring rod packing. The cylinders shall be designed and built for valve operation at the pressure of the pipeline in which the valve is located when operated by a compressed air supply of 80 psig. The cylinders shall be fitted with a speed control valve consisting of a combination needle and check valve on each pipe connection to provide timing control in each direction of movement.

A control pressure switch shall be located on each pump discharge line between the pump and the pneumatic cylinder-operated pump check plug valve. The pressure switches shall be watertight, NEMA 4 and factory filled and sealed with an operating range from 5 to 100 psig and provided with a diaphragm seal with cleanout ring and purge water connection. Each pressure switch and MSAG diaphragm seal shall be stainless steel as manufactured by Mercoid Corporation, Chicago, IL, or equal.

Control pressure switches shall be field adjustable and shall be set so that the valve begins to open when the upstream pressure is approximately equal to the downstream pressure.

Pneumatic cylinder operators for plug check valves shall be those manufactured by De Zurik Corporation, Sartell, Minnesota, or equal.

W-84.09 Pneumatic Cylinder Valve Operators

Each pneumatic cylinder-operated valve arranged for manual open-close operation shall have an operator consisting of a 4-way solenoid-operated pilot valve with manual override, limit switches, speed control needle and check valves, piping, double-acting pneumatic cylinder, and required operating controls and accessories, all as required for a complete operation.

Pneumatic cylinders shall conform to those specified for pneumatic cylinder-operated pump check plug valves.

Operation of the valves shall be as shown, specified, and required.

W-84.10 Valve Boxes

Direct burial butterfly valves shall be provided with cast-iron soil pipe valve boxes and covers as shown. Other direct burial valves shall be provided with adjustable type cast-iron valve boxes with covers.

Valve boxes shall be of proper dimensions to fit over valve bonnets and extend to such elevation, at or slightly above finished ground surface, as shown or directed. Valve boxes shall be set vertical and concentric with valve stems. Any valve box which has moved from its original position so as to prevent application of the valve wrench shall be satisfactorily reset by the Contractor at his own expense.

W-84.11 Manufacturer's Supervision

The services of qualified representatives of manufacturers of gates and pneumatic cylinder-operated pump plug check valve systems shall be provided. The representatives shall inspect the installation of the equipment, make any necessary adjustments, place the equipment in initial trouble-free operation, and instruct operating personnel in its operation and maintenance.

W-84.12 Spare Parts

A spare nylon stem nut shall be furnished for each continuous duty service gate.

W-84.13 Painting

Exterior iron and steel surfaces of all gate and valve operators and appurtenances shall meet the requirements of the Workmanship and Materials section headed "Painting." Chain wheels and levers shall be coated by galvanizing or electroplating with zinc or cadmium. Chain shall be coated by electroplating with zinc or cadmium. Zinc electroplating shall meet the requirements of Fed. Spec. QQ-Z-325 Type II Class 2, and cadmium electroplating shall meet the requirements of Fed. Spec. QQ-P-416 Type II Class 2.

* * *

SECTION 105 - ROOTPRUNING

W-105.01 General

The Contractor shall make provisions for tree protection to the satisfaction of the Engineer prior to any excavation. All applicable site inspections by the City of Tampa Parks Department, and permits, shall be obtained prior to commencing work.

The Contractor shall provide root pruning services as directed by the Engineer.

W-105.02 Performance of Work

All root pruning shall be performed by a qualified, licensed tree professional as approved by the Engineer.

All roots designated to be removed shall be severed leaving a smooth, uniform section at the remaining root end to prevent root damage.

Root pruning shall be performed with a chain saw, Dosko root pruner, or equal, as approved by the Engineer.

Root pruning shall not occur within 6 feet of the base of the tree without guidance from Parks Department staff, and no excavation shall occur inside the circumference of the root-pruned area.

* * *

SECTION 113 - DISPOSAL OF DEBRIS

W-113.01 General

The Contractor shall furnish all labor, materials, and equipment required to transport and dispose of debris removed from all pipelines and structures. Debris shall be defined as all material existing in the pipeline for which removal is required to provide a clean pipeline.

W-113.02 Scope of Work

The Contractor will be permitted to transport and temporarily store debris at the Howard F. Curren AWT Plant at 2700 Maritime Boulevard between the hours of 6:00 a.m. to 6:00 p.m., as directed by the Engineer. Within 30 days after the completion of the work, the Contractor will be responsible for hauling the stored debris from the Treatment Plant to an approved disposal site. Final payment will not be issued until the debris is entirely removed from the temporary storage area. The Contractor shall also be responsible for providing all equipment required for dumping and collecting debris at the temporary storage area. No Treatment Plant personnel or equipment will be provided for this purpose. In addition, the Contractor will have the following responsibilities:

- a. Be solely responsible to handle, transport, test, permit, and dispose of debris in accordance with all applicable regulatory requirements.
- b. For transportation between project site and disposal site.
- c. To apply for, pay fees, and obtain all required environmental or transportation permits prior to handling debris. Permitting agencies include, but are not limited to, EPA, DER, DOT, Hillsborough County, City of Tampa, and Expressway Authority.
- d. To perform all necessary tests as required by permit and all applicable regulatory requirements.
- e. To select a disposal site and acquire approval from the disposal site owner for disposal of debris. The Contractor is responsible to pay all applicable disposal fees.

* * *

SECTION W-800 SERIES - HIGH DENSITY POLYETHYLENE PIPE (HDPE)

W-800.01 General

The purpose of this specification is to cover the requirements for the manufacturing, materials, testing, couplings, fittings and delivery of High Density Polyethylene Pipe (HDPE) to the City of Tampa.

W-800.02 Standards

The HDPE pipe shall be manufactured from a PE 4710 resin. The resin material shall meet the specifications of ASTM D 3350 with a minimum cell classification of 445574CC. Pipe shall have a manufacturing standard of ASTM F 714. The pipe shall have ductile iron size (DIPS) outside diameter unless noted otherwise. The pipe shall contain no recycled compounds except that generated in the manufacturer's own plant from resin of the same specification from the same raw material. The pipe shall be homogeneous throughout and free of visible cracks, holes, foreign inclusions, voids, or other injurious defects.

W-800.03 Fittings

A. BUTT FUSION FITTINGS: Molded butt fusion fittings shall be in accordance with ASTM D 3261 and shall be manufactured by injection molding, a combination of extrusion and machining, or fabricated from HDPE pipe conforming to this specification. All fittings shall be pressure rated to provide a working pressure rating no less than that of the pipe. The fitting shall be homogeneous throughout and free of visible cracks, holes, foreign inclusions, voids, or other injurious defects.

B. ELECTROFUSION FITTINGS: Electrofusion Fittings shall be PE 4710 HDPE, minimum cell classification of 445574C meeting ASTM D 3350 and be the same base resin as the pipe. Electrofusion Fittings shall have a manufacturing standard of ASTM F 1055.

C. FLANGED AND MECHANICAL JOINT ADAPTERS: Flanged and Mechanical Joint Adapters shall be PE 4710 HDPE, Cell Classification of 445574C meeting ASTM D 3350 and be the same base resin as the pipe. All adapters shall be pressure rated to provide a working pressure rating no less than that of the pipe.

D. **MECHANICAL RESTRAINT:** Mechanical restraint for HDPE may be provided by mechanical means separate from the mechanical joint gasket sealing gland. The restrainer shall provide wide, supportive contact around the full circumference of the pipe and be equal to the listed widths. Means of restraint shall be machined serrations on the inside surface of the restrainer equal to or greater than the listed serrations per inch and width. Loading of the restrainer shall be by a ductile iron follower that provides even circumferential loading over the entire restrainer. Design shall be such that restraint shall be increased with increases in line pressure. Serrated restrainer shall be ductile iron ASTM A 536 with a ductile iron follower; bolts and nuts shall be corrosive resistant, high strength alloy steel. The restrainer shall have a pressure rating of, or equal to that of the pipe on which it is used or 150 PSI whichever is lesser. Restrainers shall be EBAA Iron Megalug or approved equal.

Nominal Size	Restraint Width	Serrations per inch
4", 6"	1-1/2"	8
8" 10 & 12"	1-3/4"	8

Pipe stiffeners shall be used in conjunction with restrainers. The pipe stiffeners shall be designed to support the interior wall of the HDPE. The stiffeners shall support the pipe's end and control the "necking down" reaction to the pressure applied during normal installation. The pipe stiffeners shall be formed of 304 or 316 stainless steel to the HDPE manufacturers published average inside diameter of the specific size and DR of the HDPE. Stiffeners shall be by JCM Industries or approved equal.

W-800.04 Joining

A. **BUTT FUSION:** Sections of polyethylene pipe should be joined into continuous lengths on the jobsite above ground. The joining method shall be the butt fusion method and shall be performed in strict accordance with the pipe manufacturer's recommendations. The butt fusion equipment used in the joining procedures should be capable of meeting all conditions recommended by the pipe manufacturer, including, but not limited to, temperature requirements of 400-450 degrees Fahrenheit, alignment, and an interfacial fusion pressure of 75 PSI. The butt fusion joining will produce a joint weld strength equal to or greater than the tensile strength of the pipe itself.

B. **SIDEWALL FUSION:** Sidewall fusions for connections to outlet piping shall be performed in accordance with HDPE pipe and fitting manufacturer's specifications. The heating irons used for sidewall fusion shall have an inside diameter equal to the outside diameter of the HDPE pipe being fused. The size of the heating iron shall be ¼ inch larger than the size of the outlet branch being fused.

C. **MECHANICAL:** Bolted joining may be used where the butt fusion method cannot be used. Flange joining will be accomplished by using a HDPE flange adapter with a 316 stainless steel back-up ring. Mechanical joint joining will be accomplished using either a molded mechanical joint adapter or the combination of a Megalug Restrainer and Pipe Stiffener as manufactured by EBAA Iron, Inc. or approved equal. Either mechanical joint joining method will have a ductile iron mechanical joint gland.

D. OTHER: Socket fusion, hot gas fusion, threading, solvents, and epoxies may not be used to join HDPE pipe.

W-800.05 Pipe Packaging, Handling & Storage:

The manufacturer shall package the pipe in a manner designed to deliver the pipe to the project neatly, intact and without physical damage. The transportation carriers shall use appropriate methods and intermittent checks to insure the pipe is properly supported, stacked and restrained during transportation such that the pipe is not nicked, gouged, or physically damaged.

Pipe shall be stored on clean, level ground to prevent undue scratching or gouging. If the pipe must be stacked for storage, such stacking shall be done in accordance with the pipe manufacturer's recommendations. The pipe shall be handled in such a manner that it is not pulled over sharp objects or cut by chokers or lifting equipment.

Sections of pipe having been discovered with cuts or gouges in excess of 10% of the pipe wall thickness shall be cut out and removed. The undamaged portions of the pipe shall be rejoined using the heat fusion joining method.

Fused segments of the pipe shall be handled so as to avoid damage to the pipe. Chains or cable type chokers must be avoided when lifting fused sections of pipe. Nylon slings are preferred. Spreader bars are recommended when lifting long fused sections.

* * *

SECTION 9100 - LINE STOPS

W-9100.01 General

This specification covers furnishing, installing and removal of temporary line stops for the existing 10-inch diameter force main at the locations shown on the drawings or as directed by the Engineer.

W-9100.02 Scope

The scope of the line stopping procedure shall consist of a pressure tap with tapping valve into the existing force main and insertion of a line stop-plugging device while the pipe is under pressure. Upon completion of the fitting installation, a pressure test shall be performed. Line stops shall be rated to withstand a maximum pressure of 100 psi and therefore the test should conform to this pressure unless otherwise directed by the Engineer. At the conclusion of the work necessitating the line stop, the plugging device shall be extracted, and a special closure piece and blind flange shall be installed so that the temporary tapping valve can be removed. Temporary line stops shall be performed by International Piping Services Company, Orlando, Florida or equal.

In the event that the line stop does not achieve a 100 percent shutdown, the Contractor shall collect and properly dispose of the leaking sewage in a manner approved by the Engineer at no additional cost to the City.

In order to provide thrust restraint for the existing force main and vertical load support of the line stop assembly, the line stop fitting shall be encased in class "A" concrete. The encasement shall extend a minimum 6-inches on all sides of the fitting.

W-9100.03 Materials and Shop Drawing

All line stop fittings to remain in-place shall be fabricated steel with an exterior epoxy coating. The hardware, including nuts and bolts, shall be 304 Stainless Steel.

Shop drawings of all the equipment and materials proposed, and a detailed outline of the procedure, shall be submitted to the Engineer for approval.

W-9100.04 Line Stop Contractor Qualifications

The line stop contractor shall have been engaged in the business of furnishing and installing line stops of similar size for a minimum of 3 years. Upon written request, the contractor shall submit a list of successfully completed projects with contact names and telephone numbers.
